NYC 9/11 Public Portal Document

Rosanne-
Please don't
include the
POST-IT below
in the copies that
are distributed

TEM

NYC-WTC_000124304

NYC 9/11 Public Portal Document

ATC ASSOCIATES INC.

104 East 25th Street
New York, New York 10010
www.atc-enviro.com
212.353.8280
Fax 212.353.8306

October 12, 2001

ATC Associates Inc.
104 East 25th Street
New York, NY 10010
Attn: Mr. Ben Sallemi

Re: Report of TEM Analysis

Dear Mr. Sallemi:

Following are the results of transmission electron microscopy (TEM) analysis of air samples from our Group No. 5670:

Client: 99 Church Street
Project Name: 99 Church Street, NY, NY
Location: Lobby
Samples received: 10/12/01

These results will confirm and document the data transmitted today to your office. The analyses were performed in strict conformance with the methodology of the AHERA Final Rule (CFR October 30, 1987) for clearance of abatement sites. As indicated on the attached Summary Results sheet, no asbestos structures were detected in any of the five inside (ambient) samples submitted from the site. Nuclepore TEM cassettes, Lot No. 98307617, were used.

Results reported as Struct/cc are a function of air volume collected in the field and are, as such, not verifiable by this laboratory. This report may be reproduced only in its entirety and not without prior permission of this laboratory. If post-abatement inside samples pass, the response action may be considered to have been completed. The analyses were supervised by Dr. Michael A. Gorycki, Director of Electron Microscopy.

We are pleased to note that our TEM lab has received full accreditation from NVLAP, as is currently required for recognized analysis of TEM air samples for AHERA projects, and also approval under the NY State DOH ELAP program. These analyses were performed by ATC d/b/a ATC Associates Inc. Please contact me regarding any questions relating to these materials.

Very truly yours,

Michael A. Gorycki, Ph.D.
Director of Electron Microscopy

NYC 9/11 Public Portal Document

ATC ENVIRONMENTAL, INC.
104 East 25th Street
New York, NY 10010

APPROVED NY STATE DOH ELAP # 10879
ACCREDITED NVLAP Lab Code # 1187

Summary of TEM Results

ATC Associates Inc.
104 East 25th Street
New York, NY 10010
Mr. Ben Sallemi

DATE: 10/12/01

Project/Site Identification: 99 Church Street, 99 Church St., NY, NY
Lobby

CONCLUSION:

STATISTICAL SUMMARY

1) Inside Samples

TEM#	Project #	Volume(l)	Asbestos Concentration S/mm^2	S/cc	nqm/m^3
		Average=	N/A	N/A	N/A

2) Outside Samples

TEM#	Project #	Volume(l)	Asbestos Concentration S/mm^2	S/cc	nqm/m^3
5670- 60952	L-2	1800	0.0	0.0048 *	
5670- 60953	L-3	1800	0.0	0.0048 *	
5670- 60954	L-4	1800	0.0	0.0048 *	
5670- 60955	L-5	1800	0.0	0.0048 *	
5670- 60956	L-6	1800	0.0	0.0048 *	
		Average=	0.0	0.0048	0

3) Blanks

TEM#	Project #		Asbestos Concentration S/mm^2	S/cc	nqm/m^3
5670- 60951	L-1		- - - - - - - - - - Not Analyzed - - - - - - - - - -		
		Average=	N/A	N/A	N/A

4) Value of T - Statistic : N/A

* None detected; concentration equivalent to analytical sensitivity assigned.

This test report relates only to the specific items cited in the analysis.
The analysis was carried out according to the approved TEM method. The laboratory is in compliance with the quality specified for the method.

This report must not be used by the client to claim product endorsement by NVLAP or any agency of the U.S. Government.

Analyzed by:
Marek Peysakhov

Michael A. Gorycki, Ph.D.
Director of Electron Microscopy

NYC 9/11 Public Portal Document

ATC ENVIRONMENTAL, INC.
104 East 25th Street
New York, NY 10010

APPROVED NY STATE DOH ELAP # 10879
ACCREDITED NVLAP Lab Code # 1187

Summary of TEM Results

ATC Associates Inc.
104 East 25th Street
New York, NY 10010
Mr. Ben Sallemi

DATE: 10/12/01

Project/Site Identification: 99 Church Street, 99 Church St., NY, NY
Lobby

CONCLUSION:

STATISTICAL SUMMARY

1) Inside Samples

TEM#	Project #	Volume(l)	Asbestos Concentration S/mm^2	S/cc	nqm/m^3
		Average=	N/A	N/A	N/A

2) Outside Samples

TEM#	Project #	Volume(l)	Asbestos Concentration S/mm^2	S/cc	nqm/m^3
5670- 60952	L-2	1800	0.0	0.0048 *	
5670- 60953	L-3	1800	0.0	0.0048 *	
5670- 60954	L-4	1800	0.0	0.0048 *	
5670- 60955	L-5	1800	0.0	0.0048 *	
5670- 60956	L-6	1800	0.0	0.0048 *	
		Average=	0.0	0.0048	0

3) Blanks

TEM#	Project #		Asbestos Concentration S/mm^2	S/cc	nqm/m^3
5670- 60951	L-1	- - - - - - - - - -	Not Analyzed	- - - - - - - - - -	
		Average=	N/A	N/A	N/A

4) Value of T - Statistic : N/A

* None detected; concentration equivalent to analytical sensitivity assigned.

This test report relates only to the specific items cited in the analysis.
The analysis was carried out according to the approved TEM method. The laboratory is in compliance with the quality specified for the method.

This report must not be used by the client to claim product endorsement by NVLAP or any agency of the U.S. Government.

Analyzed by:
Marek Peysakhov

Michael A. Gorycki, Ph.D.
Director of Electron Microscopy

NYC 9/11 Public Portal Document

ATC Environmental, Inc.
104 East 25th Street
New York, New York 10010

ATC Associates Inc.
104 East 25th Street
New York, NY 10010

Approved N.Y. State ELAP #10879
ACCREDITED NVLAP Lab Code # 1187
Report Date: 10/12/01

ASBESTOS FIBER ANALYSIS BY TRANSMISSION ELECTRON MICROSCOPY (TEM)

With Fiber Identification by Selected-Area Electron Diffraction (SAED) and Energy-Dispersive X-RAY Spectroscopy (EDS)
Method: AHERA Final Rule, EPA Federal Register (40 CFR, Part 763), Vol. 52, No. 210, October 30, 1987

Sample Identification | **Analysis Parameters**

Project/Site: 99 Church Street, 99 Church St., NY, NY
Lobby
Date Received: 10/12/01
Project Sample No.: L-2
Air Volume: 1800 liters
Filter Type: MCE 25 mm diam., Pore Size: 0.45 um
Effective Area: 385 mm2

TEM Sample No.: 5670 - 60952
Grid Openings Analyzed: 4
Average Grid Opening: 106.00 um
Total Area Analyzed: 0.0450 mm2
Analytical Sensitivity: 22.2 s/mm2
0.0048 s/cc

FIBROUS PARTICULATES ANALYZED

	Number Observed						CONCENTRATION		
	Single Fibers	Bundles	Clusters	Matrix Struct.	Total. Struct.	Total Struct. >=5um	Filter Struct/mm2	Filter Struct/cc	Air nqm/m3
Chrysotile Asbestos	0	0	0	0	0	0	0.0	0.0000	0
Amphibole Asbestos	0	0	0	0	0	0	0.0	0.0000	0
Ambiguous	0	0	0	0	0	0	0.0	0.0000	0
Total asbestos (includes ambiguous structures)					0	0	0.0	0.0000	0
Non-Asbestos	0	0	0	0	0	0	0.0	0.0000	N/A
No Identification	0	0	0	0	0	0	0.0	0.0000	N/A
Totals (All Structures)					0	0	0.0	0.0000	N/A

The estimated uncertainty of this analysis is 1 standard deviation.

Non-asbestos fiber i.d. (EDS/SAED): None detected
Amphibole Asbestos Type: None detected

The Analysis was carried out in accordance with the approved TEM method.
This laboratory is in compliance with the quality specified for the method.

Analyzed by:

Marek Peysakhov

Report Reviewed by:

Michael A. Gorycki, Ph.D.
Director of Electron Microscopy

NYC 9/11 Public Portal Document

ATC Environmental, Inc.
104 East 25th Street
New York, New York 10010

ATC Associates Inc.
104 East 25th Street
New York, NY 10010

Approved N.Y. State ELAP #10879
ACCREDITED NVLAP Lab Code # 1187
Report Date: 10/12/01

ASBESTOS FIBER ANALYSIS BY TRANSMISSION ELECTRON MICROSCOPY (TEM)

With Fiber Identification by Selected-Area Electron Diffraction (SAED) and Energy-Dispersive X-RAY Spectroscopy (EDS)
Method: AHERA Final Rule, EPA Federal Register (40 CFR, Part 763), Vol. 52, No. 210, October 30, 1987

Sample Identification | **Analysis Parameters**

Project/Site: 99 Church Street, 99 Church St., NY, NY
Lobby
Date Received: 10/12/01
Project Sample No.: L-3
Air Volume: 1800 liters
Filter Type: MCE 25 mm diam., Pore Size: 0.45 um
Effective Area: 385 mm2

TEM Sample No.: 5670 - 60953
Grid Openings Analyzed: 4
Average Grid Opening: 106.00 um
Total Area Analyzed: 0.0450 mm2
Analytical Sensitivity: 22.2 s/mm2
0.0048 s/cc

FIBROUS PARTICULATES ANALYZED

	Number Observed						CONCENTRATION		
	Single Fibers	Bundles	Clusters	Matrix Struct.	Total. Struct.	Total Struct. >=5um	Filter Struct/mm2	Filter Struct/cc	Air ngm/m3
Chrysotile Asbestos	0	0	0	0	0	0	0.0	0.0000	0
Amphibole Asbestos	0	0	0	0	0	0	0.0	0.0000	0
Ambiguous	0	0	0	0	0	0	0.0	0.0000	0
Total asbestos (includes ambiguous structures)					0	0	0.0	0.0000	0
Non-Asbestos	0	0	0	0	0	0	0.0	0.0000	N/A
No Identification	0	0	0	0	0	0	0.0	0.0000	N/A
Totals (All Structures)					0	0	0.0	0.0000	N/A

The estimated uncertainty of this analysis is 1 standard deviation.

Non-asbestos fiber i.d. (EDS/SAED): None detected
Amphibole Asbestos Type: None detected

The Analysis was carried out in accordance with the approved TEM method.
This laboratory is in compliance with the quality specified for the method.

Analyzed by:

Marek Peysakhov

Report Reviewed by:

Michael A. Gorycki, Ph.D.
Director of Electron Microscopy

NYC 9/11 Public Portal Document

ATC Environmental, Inc.
104 East 25th Street
New York, New York 10010

ATC Associates Inc.
104 East 25th Street
New York, NY 10010

Approved N.Y. State ELAP #10879
ACCREDITED NVLAP Lab Code # 1187
Report Date: 10/12/01

ASBESTOS FIBER ANALYSIS BY TRANSMISSION ELECTRON MICROSCOPY (TEM)

With Fiber Identification by Selected-Area Electron Diffraction (SAED) and Energy-Dispersive X-RAY Spectroscopy (EDS)
Method: AHERA Final Rule, EPA Federal Register (40 CFR, Part 763), Vol. 52, No. 210, October 30, 1987

Sample Identification | **Analysis Parameters**

Project/Site: 99 Church Street, 99 Church St., NY, NY
Lobby
Date Received: 10/12/01
Project Sample No.: L-4
Air Volume: 1800 liters
Filter Type: MCE 25 mm diam., Pore Size: 0.45 um
Effective Area: 385 mm2

TEM Sample No.: 5670 - 60954
Grid Openings Analyzed: 4
Average Grid Opening: 106.00 um
Total Area Analyzed: 0.0450 mm2
Analytical Sensitivity: 22.2 s/mm2
0.0048 s/cc

FIBROUS PARTICULATES ANALYZED

	Number Observed						CONCENTRATION		
	Single Fibers	Bundles	Clusters	Matrix Struct.	Total. Struct.	Total Struct. >=5um	Filter Struct/mm2	Filter Struct/cc	Air nqm/m3
Chrysotile Asbestos	0	0	0	0	0	0	0.0	0.0000	0
Amphibole Asbestos	0	0	0	0	0	0	0.0	0.0000	0
Ambiguous	0	0	0	0	0	0	0.0	0.0000	0
Total asbestos (includes ambiguous structures)					0	0	0.0	0.0000	0
Non-Asbestos	0	0	0	0	0	0	0.0	0.0000	N/A
No Identification	0	0	0	0	0	0	0.0	0.0000	N/A
Totals (All Structures)					0	0	0.0	0.0000	N/A

The estimated uncertainty of this analysis is 1 standard deviation.

Non-asbestos fiber i.d. (EDS/SAED): None detected
Amphibole Asbestos Type: None detected

The Analysis was carried out in accordance with the approved TEM method.
This laboratory is in compliance with the quality specified for the method.

Analyzed by:

Marek Peysakhov

Report Reviewed by:

Michael A. Gorycki, Ph.D.
Director of Electron Microscopy

NYC 9/11 Public Portal Document

ATC Environmental, Inc.
104 East 25th Street
New York, New York 10010

ATC Associates Inc.
104 East 25th Street
New York, NY 10010

Approved N.Y. State ELAP #10879
ACCREDITED NVLAP Lab Code # 1187
Report Date: 10/12/01

ASBESTOS FIBER ANALYSIS BY TRANSMISSION ELECTRON MICROSCOPY (TEM)

With Fiber Identification by Selected-Area Electron Diffraction (SAED) and Energy-Dispersive X-RAY Spectroscopy (EDS)
Method: AHERA Final Rule, EPA Federal Register (40 CFR, Part 763), Vol. 52, No. 210, October 30, 1987

Sample Identification | **Analysis Parameters**

Project/Site: 99 Church Street, 99 Church St., NY, NY
Lobby
Date Received: 10/12/01
Project Sample No.: L-5
Air Volume: 1800 liters
Filter Type: MCE 25 mm diam., Pore Size: 0.45 um
Effective Area: 385 mm2

TEM Sample No.: 5670 - 60955
Grid Openings Analyzed: 4
Average Grid Opening: 106.00 um
Total Area Analyzed: 0.0450 mm2
Analytical Sensitivity: 22.2 s/mm2
0.0048 s/cc

FIBROUS PARTICULATES ANALYZED

	Number Observed						CONCENTRATION		
	Single Fibers	Bundles	Clusters	Matrix Struct.	Total. Struct.	Total Struct. >=5um	Filter Struct/mm2	Filter Struct/cc	Air nqm/m3
Chrysotile Asbestos	0	0	0	0	0	0	0.0	0.0000	0
Amphibole Asbestos	0	0	0	0	0	0	0.0	0.0000	0
Ambiguous	0	0	0	0	0	0	0.0	0.0000	0
Total asbestos (includes ambiguous structures)					0	0	0.0	0.0000	0
Non-Asbestos	0	0	0	0	0	0	0.0	0.0000	N/A
No Identification	0	0	0	0	0	0	0.0	0.0000	N/A
Totals (All Structures)					0	0	0.0	0.0000	N/A

The estimated uncertainty of this analysis is 1 standard deviation.

Non-asbestos fiber i.d. (EDS/SAED): None detected
Amphibole Asbestos Type: None detected

The Analysis was carried out in accordance with the approved TEM method.
This laboratory is in compliance with the quality specified for the method.

Analyzed by:

Marek Peysakhov

Report Reviewed by:

Michael A. Gorycki, Ph.D.
Director of Electron Microscopy

NYC 9/11 Public Portal Document

ATC Environmental, Inc.
104 East 25th Street
New York, New York 10010

ATC Associates Inc.
104 East 25th Street
New York, NY 10010

Approved N.Y. State ELAP #10879
ACCREDITED NVLAP Lab Code # 1187
Report Date: 10/12/01

ASBESTOS FIBER ANALYSIS BY TRANSMISSION ELECTRON MICROSCOPY (TEM)

With Fiber Identification by Selected-Area Electron Diffraction (SAED) and Energy-Dispersive X-RAY Spectroscopy (EDS)
Method: AHERA Final Rule, EPA Federal Register (40 CFR, Part 763), Vol. 52, No. 210, October 30, 1987

Sample Identification | **Analysis Parameters**

Project/Site: 99 Church Street, 99 Church St., NY, NY
Lobby
Date Received: 10/12/01
Project Sample No.: L-6
Air Volume: 1800 liters
Filter Type: MCE 25 mm diam., Pore Size: 0.45 um
Effective Area: 385 mm2

TEM Sample No.: 5670 - 60956
Grid Openings Analyzed: 4
Average Grid Opening: 106.00 um
Total Area Analyzed: 0.0450 mm2
Analytical Sensitivity: 22.2 s/mm2
0.0048 s/cc

FIBROUS PARTICULATES ANALYZED

	Number Observed						CONCENTRATION		
	Single Fibers	Bundles	Clusters	Matrix Struct.	Total. Struct.	Total Struct. >=5um	Filter Struct/mm2	Filter Struct/cc	Air nqm/m3
Chrysotile Asbestos	0	0	0	0	0	0	0.0	0.0000	0
Amphibole Asbestos	0	0	0	0	0	0	0.0	0.0000	0
Ambiguous	0	0	0	0	0	0	0.0	0.0000	0
Total asbestos (includes ambiguous structures)					0	0	0.0	0.0000	0
Non-Asbestos	0	0	0	0	0	0	0.0	0.0000	N/A
No Identification	0	0	0	0	0	0	0.0	0.0000	N/A
Totals (All Structures)					0	0	0.0	0.0000	N/A

The estimated uncertainty of this analysis is 1 standard deviation.

Non-asbestos fiber i.d. (EDS/SAED): None detected
Amphibole Asbestos Type: None detected

The Analysis was carried out in accordance with the approved TEM method.
This laboratory is in compliance with the quality specified for the method.

Analyzed by:

Marek Peysakhov

Report Reviewed by:

Michael A. Gorycki, Ph.D.
Director of Electron Microscopy

NYC 9/11 Public Portal Document

ATC Environmental, Inc.
104 East 25th Street
New York, New York 10010

ATC Associates Inc.
104 East 25th Street
New York, NY 10010

Approved N.Y. State ELAP #10879
ACCREDITED NVLAP Lab Code # 1187
Report Date: 10/12/01

ASBESTOS FIBER ANALYSIS BY TRANSMISSION ELECTRON MICROSCOPY (TEM)

With Fiber Identification by Selected-Area Electron Diffraction (SAED) and Energy-Dispersive X-RAY Spectroscopy (EDS)
Method: AHERA Final Rule, EPA Federal Register (40 CFR, Part 763), Vol. 52, No. 210, October 30, 1987

Sample Identification | **Analysis Parameters**

Project/Site: 99 Church Street, 99 Church St., NY, NY
Lobby
Date Received: 10/12/01
Project Sample No.: L-2
Air Volume: 1800 liters
Filter Type: MCE 25 mm diam., Pore Size: 0.45 um
Effective Area: 385 mm2

TEM Sample No.: 5670 - 60952
Grid Openings Analyzed: 4
Average Grid Opening: 106.00 um
Total Area Analyzed: 0.0450 mm2
Analytical Sensitivity: 22.2 s/mm2
0.0048 s/cc

FIBROUS PARTICULATES ANALYZED

	Number Observed						CONCENTRATION		
	Single Fibers	Bundles	Clusters	Matrix Struct.	Total. Struct.	Total Struct. >=5um	Filter Struct/mm2	Filter Struct/cc	Air nqm/m3
Chrysotile Asbestos	0	0	0	0	0	0	0.0	0.0000	0
Amphibole Asbestos	0	0	0	0	0	0	0.0	0.0000	0
Ambiguous	0	0	0	0	0	0	0.0	0.0000	0
Total asbestos (includes ambiguous structures)					0	0	0.0	0.0000	0
Non-Asbestos	0	0	0	0	0	0	0.0	0.0000	N/A
No Identification	0	0	0	0	0	0	0.0	0.0000	N/A
Totals (All Structures)					0	0	0.0	0.0000	N/A

The estimated uncertainty of this analysis is 1 standard deviation.

Non-asbestos fiber i.d. (EDS/SAED): None detected
Amphibole Asbestos Type: None detected

The Analysis was carried out in accordance with the approved TEM method.
This laboratory is in compliance with the quality specified for the method.

Analyzed by:

Marek Peysakhov

Report Reviewed by:

Michael A. Gorycki, Ph.D.
Director of Electron Microscopy

NYC 9/11 Public Portal Document

ATC Environmental, Inc.
104 East 25th Street
New York, New York 10010

ATC Associates Inc.
104 East 25th Street
New York, NY 10010

Approved N.Y. State ELAP #10879
ACCREDITED NVLAP Lab Code # 1187
Report Date: 10/12/01

ASBESTOS FIBER ANALYSIS BY TRANSMISSION ELECTRON MICROSCOPY (TEM)

With Fiber Identification by Selected-Area Electron Diffraction (SAED) and Energy-Dispersive X-RAY Spectroscopy (EDS)
Method: AHERA Final Rule, EPA Federal Register (40 CFR, Part 763), Vol. 52, No. 210, October 30, 1987

Sample Identification | **Analysis Parameters**

Project/Site: 99 Church Street, 99 Church St., NY, NY
Lobby
Date Received: 10/12/01
Project Sample No.: L-3
Air Volume: 1800 liters
Filter Type: MCE 25 mm diam., Pore Size: 0.45 um
Effective Area: 385 mm2

TEM Sample No.: 5670 - 60953
Grid Openings Analyzed: 4
Average Grid Opening: 106.00 um
Total Area Analyzed: 0.0450 mm2
Analytical Sensitivity: 22.2 s/mm2
0.0048 s/cc

FIBROUS PARTICULATES ANALYZED

	Number Observed						CONCENTRATION		
	Single Fibers	Bundles	Clusters	Matrix Struct.	Total. Struct.	Total Struct. >=5um	Filter Struct/mm2	Filter Struct/cc	Air ngm/m3
Chrysotile Asbestos	0	0	0	0	0	0	0.0	0.0000	0
Amphibole Asbestos	0	0	0	0	0	0	0.0	0.0000	0
Ambiguous	0	0	0	0	0	0	0.0	0.0000	0
Total asbestos (includes ambiguous structures)					0	0	0.0	0.0000	0
Non-Asbestos	0	0	0	0	0	0	0.0	0.0000	N/A
No Identification	0	0	0	0	0	0	0.0	0.0000	N/A
Totals (All Structures)					0	0	0.0	0.0000	N/A

The estimated uncertainty of this analysis is 1 standard deviation.

Non-asbestos fiber i.d. (EDS/SAED): None detected
Amphibole Asbestos Type: None detected

The Analysis was carried out in accordance with the approved TEM method.
This laboratory is in compliance with the quality specified for the method.

Analyzed by:

Marek Peysakhov

Report Reviewed by:

Michael A. Gorycki, Ph.D.
Director of Electron Microscopy

NYC 9/11 Public Portal Document

ATC Environmental, Inc.
104 East 25th Street
New York, New York 10010

ATC Associates Inc.
104 East 25th Street
New York, NY 10010

Approved N.Y. State ELAP #10879
ACCREDITED NVLAP Lab Code # 1187
Report Date: 10/12/01

ASBESTOS FIBER ANALYSIS BY TRANSMISSION ELECTRON MICROSCOPY (TEM)

With Fiber Identification by Selected-Area Electron Diffraction (SAED) and Energy-Dispersive X-RAY Spectroscopy (EDS)
Method: AHERA Final Rule, EPA Federal Register (40 CFR, Part 763), Vol. 52, No. 210, October 30, 1987

Sample Identification

Project/Site: 99 Church Street, 99 Church St., NY, NY
Lobby
Date Received: 10/12/01
Project Sample No.: L-4
Air Volume: 1800 liters
Filter Type: MCE 25 mm diam., Pore Size: 0.45 um
Effective Area: 385 mm2

Analysis Parameters

TEM Sample No.: 5670 - 60954
Grid Openings Analyzed: 4
Average Grid Opening: 106.00 um
Total Area Analyzed: 0.0450 mm2
Analytical Sensitivity: 22.2 s/mm2
0.0048 s/cc

FIBROUS PARTICULATES ANALYZED

	Number Observed						CONCENTRATION		
	Single Fibers	Bundles	Clusters	Matrix Struct.	Total. Struct.	Total Struct. >=5um	Filter Struct/mm2	Filter Struct/cc	Air nqm/m3
Chrysotile Asbestos	0	0	0	0	0	0	0.0	0.0000	0
Amphibole Asbestos	0	0	0	0	0	0	0.0	0.0000	0
Ambiguous	0	0	0	0	0	0	0.0	0.0000	0
Total asbestos (includes ambiguous structures)					0	0	0.0	0.0000	0
Non-Asbestos	0	0	0	0	0	0	0.0	0.0000	N/A
No Identification	0	0	0	0	0	0	0.0	0.0000	N/A
Totals (All Structures)					0	0	0.0	0.0000	N/A

The estimated uncertainty of this analysis is 1 standard deviation.

Non-asbestos fiber i.d. (EDS/SAED): None detected
Amphibole Asbestos Type: None detected

The Analysis was carried out in accordance with the approved TEM method.
This laboratory is in compliance with the quality specified for the method.

Analyzed by:

Marek Peysakhov

Report Reviewed by:

Michael A. Gorycki, Ph.D.
Director of Electron Microscopy

NYC 9/11 Public Portal Document

ATC Environmental, Inc.
104 East 25th Street
New York, New York 10010

ATC Associates Inc.
104 East 25th Street
New York, NY 10010

Approved N.Y. State ELAP #10879
ACCREDITED NVLAP Lab Code # 1187
Report Date: 10/12/01

ASBESTOS FIBER ANALYSIS BY TRANSMISSION ELECTRON MICROSCOPY (TEM)

With Fiber Identification by Selected-Area Electron Diffraction (SAED) and Energy-Dispersive X-RAY Spectroscopy (EDS)
Method: AHERA Final Rule, EPA Federal Register (40 CFR, Part 763), Vol. 52, No. 210, October 30, 1987

Sample Identification | **Analysis Parameters**

Project/Site: 99 Church Street, 99 Church St., NY, NY
Lobby
Date Received: 10/12/01

Project Sample No.: L-5

Air Volume: 1800 liters

Filter Type: MCE 25 mm diam., Pore Size: 0.45 um
Effective Area: 385 mm2

TEM Sample No.: 5670 - 60955

Grid Openings Analyzed: 4

Average Grid Opening: 106.00 um

Total Area Analyzed: 0.0450 mm2

Analytical Sensitivity: 22.2 s/mm2
0.0048 s/cc

FIBROUS PARTICULATES ANALYZED

	Number Observed						CONCENTRATION		
	Single Fibers	Bundles	Clusters	Matrix Struct.	Total. Struct.	Total Struct. >=5um	Filter Struct/mm2	Filter Struct/cc	Air ngm/m3
Chrysotile Asbestos	0	0	0	0	0	0	0.0	0.0000	0
Amphibole Asbestos	0	0	0	0	0	0	0.0	0.0000	0
Ambiguous	0	0	0	0	0	0	0.0	0.0000	0
Total asbestos (includes ambiguous structures)					0	0	0.0	0.0000	0
Non-Asbestos	0	0	0	0	0	0	0.0	0.0000	N/A
No Identification	0	0	0	0	0	0	0.0	0.0000	N/A
Totals (All Structures)					0	0	0.0	0.0000	N/A

The estimated uncertainty of this analysis is 1 standard deviation.

Non-asbestos fiber i.d. (EDS/SAED): None detected
Amphibole Asbestos Type: None detected

The Analysis was carried out in accordance with the approved TEM method.
This laboratory is in compliance with the quality specified for the method.

Analyzed by:

Marek Peysakhov

Report Reviewed by:

Michael A. Gorycki, Ph.D.
Director of Electron Microscopy

NYC 9/11 Public Portal Document

ATC Environmental, Inc.
104 East 25th Street
New York, New York 10010

ATC Associates Inc.
104 East 25th Street
New York, NY 10010

Approved N.Y. State ELAP #10879
ACCREDITED NVLAP Lab Code # 1187
Report Date: 10/12/01

ASBESTOS FIBER ANALYSIS BY TRANSMISSION ELECTRON MICROSCOPY (TEM)

With Fiber Identification by Selected-Area Electron Diffraction (SAED) and Energy-Dispersive X-RAY Spectroscopy (EDS)
Method: AHERA Final Rule, EPA Federal Register (40 CFR, Part 763), Vol. 52, No. 210, October 30, 1987

Sample Identification | **Analysis Parameters**

Project/Site: 99 Church Street, 99 Church St., NY, NY
Lobby
Date Received: 10/12/01
Project Sample No.: L-6
Air Volume: 1800 liters
Filter Type: MCE 25 mm diam., Pore Size: 0.45 um
Effective Area: 385 mm2

TEM Sample No.: 5670 - 60956
Grid Openings Analyzed: 4
Average Grid Opening: 106.00 um
Total Area Analyzed: 0.0450 mm2
Analytical Sensitivity: 22.2 s/mm2
0.0048 s/cc

FIBROUS PARTICULATES ANALYZED

	Number Observed						CONCENTRATION		
	Single Fibers	Bundles	Clusters	Matrix Struct.	Total. Struct.	Total Struct. >=5um	Filter Struct/mm2	Filter Struct/cc	Air ngm/m3
Chrysotile Asbestos	0	0	0	0	0	0	0.0	0.0000	0
Amphibole Asbestos	0	0	0	0	0	0	0.0	0.0000	0
Ambiguous	0	0	0	0	0	0	0.0	0.0000	0
Total asbestos (includes ambiguous structures)					0	0	0.0	0.0000	0
Non-Asbestos	0	0	0	0	0	0	0.0	0.0000	N/A
No Identification	0	0	0	0	0	0	0.0	0.0000	N/A
Totals (All Structures)					0	0	0.0	0.0000	N/A

The estimated uncertainty of this analysis is 1 standard deviation.

Non-asbestos fiber i.d. (EDS/SAED): None detected
Amphibole Asbestos Type: None detected

The Analysis was carried out in accordance with the approved TEM method.
This laboratory is in compliance with the quality specified for the method.

Analyzed by:

Marek Peysakhov

Report Reviewed by:

Michael A. Gorycki, Ph.D.
Director of Electron Microscopy

NYC 9/11 Public Portal Document

ATC ASSOCIATES INC. – TEM ANALYSIS

LAB GROUP #: 5670 - 10/12/01

Lab Sample No. 60952 | Filter Type MCE 25 mm | Operator _____

Client Spl. No. L-2 | Filter Area 385 mm^2

Instrument I.D. EM 10 CRX | Grid I.D. _____ | Disk No. _____

Screen Magnification 16,400X | (GO) Area 0.01124 mm^2 | Comments _____

Acc. Voltage 80 kV | No. GO to be Analyzed 4 | (3.147 Struct. Corspd. to 70 s/mm^2.)

GO. No.	GO. Coord.	Structure No.	Structure Type F	B	C	M	Length ≥0.5 um < 5 um	Length ≥ 5um	I.D. of Structure N or ✓ Chrys.	Amphibole	Nonasb.	Ambig./ND	EDS (Nonasb. Elements)
1	R1	NSD											
2	K1	— " —											
3	E9	— " —											
4	J9	— " —											

24
25

Photo No. (from 1 in 5 asbestos-containing samples)

Identify all structures using EDS

Check diffraction for asbestos structures up to 70s/5mm (1st 4)

Store all unrepeated spectra

Struct. = ≥ 0.5um & > 5:1 Aspect Ratio

N= Not Observed (EDS spectrum or diffraction pattern)

✓= Positive diffraction pattern properties conforming to laboratory identification criteria observed.
For chrysotile: 0.73nm spacing for (002) reflections, 0.53nm spacing for the layer line repeat, streaking of (110) and (130) reflections.
For amphibole: 0.53nm layer line repeat, and approx. 3.5 ratio of non-twinned layer line spot spacing to layer line repeat distance (0.53nm).

✓= EDS spectrum conforming to laboratory identification criteria observed.

F= Single Fiber (1-3 intersections = 1-3 fibers)
B= Bundle (>3 fibers <1 fiber diameter apart)
C= Cluster (>3 intersections)
M= Matrix
NSD= No Structures Detected

L\DATA\PRIVATE\MIKEC\CADD\TEM3 9/22/98

Grid acceptance:
<50% undissolved filter, overlapped or folded
<10% particulate coverage >50% coverage
at least 20 unfolded or overlapped grid squares
<5% holes or opaque areas



Stopping Rules:
>80 s/G.O. or in 1st 4 G.O.

AMPHIBOLES
Amosite
Crocidolite
Anthophyllite
Tremolite
Actinolite

Totals

	F	B	C	M	≥ 5um
Chrysotile					
Amphibole					
Ambiguous					
Non-asbestos					
Non-Identified					

NYC-WTC_000124318

NYC 9/11 Public Portal Document

ATC ASSOCIATES INC. – TEM ANALYSIS

LAB GROUP #: 5670 - 10/12/01

Lab Sample No. 60953
Client Spl. No. L-3
Instrument I.D. EM 10 CRX
Screen Magnification 16,400X
Acc. Voltage 80 kV

Filter Type MCE 25 mm
Filter Area 385 mm^2
Grid I.D. _____
(GO) Area 0.01124 mm^2
No. GO to be Analyzed 4

Operator _____
Disk No. _____
Comments _____
(3.147 Struct. Corspd. to 70 s/mm^2.)

GO. No.	GO. Coord.	Structure No.	Structure Type F	B	C	M	Length ≥0.5 um < 5 um	Length ≥ 5um	I.D. of Structure N or ✓ Chrys.	Amphibole	Nonasb.	Ambig./ND	EDS (Nonasb. Elements)
1	L-8	NSD											
2	J 8	— "											
3	E 4	— "											
4	J F	— "											

3c
3a

Photo No. (from 1 in 5 asbestos-containing samples)

Identify all structures using EDS

Check diffraction for asbestos structures up to 70s/mm (1st 4)

Store all unrepeated spectra

Struct. = ≥ 0.5um & > 5:1 Aspect Ratio

N= Not Observed (EDS spectrum or diffraction pattern)

✓= Positive diffraction pattern properties conforming to laboratory identification criteria observed.
For chrysotile: 0.73nm spacing for (020) reflections, 0.53nm spacing for the layer line repeat, streaking of (110) and (130) reflections.
For amphiboles: 0.53nm layer line repeat, and approx. 3.5 ratio of non-twinned layer line spot spacing to layer line repeat distance (0.53nm).

✓= EDS spectrum conforming to laboratory identification criteria observed.

F= Single Fiber (1-3 intersections = 1-3 fibers)
B= Bundle (>3 fibers <1 fiber diameter apart)
C= Cluster (>3 intersections)
M= Matrix
NSD= No Structures Detected

Grid acceptance:
<50% undissolved filter, overlapped or folded
<10% particulate coverage >80% coverage
at least 20 unfolded or overlapped grid squares
<5% holes or opaque areas



Stopping Rules:
>50 s/G.O. or in 1st 4 G.O.

AMPHIBOLES
Amosite
Crocidolite
Anthophyllite
Tremolite
Actinolite

Totals

	F	B	C	M	≥ 5um
Chrysotile					
Amphibole					
Ambiguous					
Non-asbestos					
Non-Identified					

L:\DATA\PRIVATE\MIKEG\CADD\TEMS 9/22/98

NYC-WTC_000124319

NYC 9/11 Public Portal Document

ATC ASSOCIATES INC. – TEM ANALYSIS

LAB GROUP #: 5670 - 10/12/01

Lab Sample No. 60954
Client Spl. No. L-4
Instrument I.D. EM 10 CRX
Screen Magnification 16,400X
Acc. Voltage 80 kV

Filter Type MCE 25 mm
Filter Area 385 mm^2
Grid I.D. _____
(GO) Area 0.01124 mm^2
No. GO to be Analyzed 4

Operator _____
Disk No. _____
Comments _____
(3.147 Struct. Corspd. to 70 s/mm^2.)

GO. No.	GO. Coord.	Structure No.	Structure Type F	B	C	M	Length ≥0.5 um < 5 um	Length ≥ 5um	I.D. of Structure Chrys.	Amphibole	Nonasb.	N or ✓ Ambig./ND	EDS (Nonasb. Elements)
1	P2	#50											
2	V2	- "											
3	Y1	- "											
4	R1	- "											

3P
3R

Photo No. (from 1 in 5 asbestos-containing samples)

Identify all structures using EDS

Check diffraction for asbestos structures up to 70s/mm (1st 4)

Store all unrepeated spectra

Struct. = ≥ 0.5um & > 5:1 Aspect Ratio

N= Not Observed (EDS spectrum or diffraction pattern)

✓= Positive diffraction pattern properties conforming to laboratory identification criteria observed.
For chrysotile: 0.73nm spacing for (020) reflections, 0.53nm spacing for the layer line repeat, streaking of (110) and (130) reflections.
For amphiboles: 0.53nm layer line repeat, and approx. 0.5 ratio of non-twinned layer line spot spacing to layer line repeat distance (0.53nm).

✓= EDS spectrum conforming to laboratory identification criteria observed.

F= Single Fiber (1-3 intersections = 1-3 fibers)
B= Bundle (>3 fibers <1 fiber diameter apart)
C= Cluster (>3 intersections)
M= Matrix
NSD= No Structures Detected

L:\DATA\PRIVATE\MIKEC\CARB\TEM3 9/22/98

Grid acceptance:
<50% undissolved filter, overlapped or folded
<10% particulate coverage >50% coverage
at least 20 unfolded or overlapped grid squares
<5% holes or opaque areas



Stopping Rules:
>50 s/G.O. or in 1st 4 G.O.

AMPHIBOLES
Amosite
Crocidolite
Anthophyllite
Tremolite
Actinolite

Totals

	F	B	C	M	≥ 5um
Chrysotile					
Amphibole					
Ambiguous					
Non-asbestos					
Non-Identified					

NYC-WTC_000124320

ATC ASSOCIATES INC. – TEM ANALYSIS

LAB GROUP #: 5670 - 10/12/01

Lab Sample No. 60955
Client Spl. No. L-5
Instrument I.D. EM 10 CRX
Screen Magnification 16,400X
Acc. Voltage 80 kV

Filter Type MCE 25 mm
Filter Area 385 mm^2
Grid I.D.
(GO) Area 0.01124 mm^2
No. GO to be Analyzed 4

Operator
Disk No.
Comments
(3.147 Struct. Corspd. to 70 s/mm^2.)

	GO.		Structure	Structure Type				Length		I.D. of Structure N or ✓				EDS (Nonasb. Elements)
	No.	Coord.	No.	F	B	C	M	≥0.5 um < 5 um	≥ 5um	Chrys.	Amphibole	Nonasb.	Ambig./ND	
35	1	J3	NSD											
	2	Q3	–"–											
4K	3	F1	–"–											
	4	K1	–"–											

Photo No. (from 1 in 5 asbestos-containing samples)

Identify all structures using EDS

Check diffraction for asbestos structures up to 70s/mm² (1st 4)

Store all unrepeated spectra

Struct. = ≥ 0.5um & > 5:1 Aspect Ratio

N= Not Observed (EDS spectrum or diffraction pattern)

✓= Positive diffraction pattern properties conforming to laboratory identification criteria observed.
For chrysotile: 0.73nm spacing for (020) reflections, 0.53nm spacing for the layer line repeat, streaking of (110) and (130) reflections.
For amphiboles: 0.53nm layer line repeat, and approx. 3.5 ratio of non-twinned layer line spot spacing to layer line repeat distance (0.53nm).

✓= EDS spectrum conforming to laboratory identification criteria observed.

F= Single Fiber (1-3 intersections = 1-3 fibers)
B= Bundle (>3 fibers <1 fiber diameter apart)
C= Cluster (>3 intersections)
M= Matrix
NSD= No Structures Detected

L:\DATA\PRIVATE\MIKEG\CADD\TEM3 9/22/96

Grid acceptance:
<50% undissolved filter, overlapped or folded
<10% particulate coverage >50% coverage
at least 20 unfolded or overlapped grid squares
<5% holes or opaque areas



Stopping Rules:
>50 s/G.O. or in 1st 4 G.O.

AMPHIBOLES
Amosite
Crocidolite
Anthophyllite
Tremolite
Actinolite

Totals

	F	B	C	M	≥ 5um
Chrysotile					
Amphibole					
Ambiguous					
Non-asbestos					
Non-Identified					

NYC 9/11 Public Portal Document

ATC ASSOCIATES INC. – TEM ANALYSIS

LAB GROUP #: 5670 - 10/12/01

Lab Sample No. 60956
Client Spl. No. L-6
Instrument I.D. EM 10 CRX
Screen Magnification 16,400X
Acc. Voltage 80 kV

Filter Type MCE 25 mm
Filter Area 385 mm^2
Grid I.D. _____
(GO) Area 0.01124 mm^2
No. GO to be Analyzed 4

Operator _____
Disk No. _____
Comments _____
(3.147 Struct. Corspd. to 70 s/mm^2.)

GO. No.	GO. Coord.	Structure No.	Structure Type F	B	C	M	Length ≥0.5 um < 5 um	Length ≥ 5um	I.D. of Structure Chrys.	Amphibole	Nonasb.	N or ✓ Ambig./ND	EDS (Nonasb. Elements)
1	25	NSO											
2	JF	-- "											
3	R2	- "											
4	J2	- "											

4 CH
90

Photo No. (from 1 in 5 asbestos-containing samples)

Identify all structures using EDS

Check diffraction for asbestos structures up to 70s/mm (1st 4)

Store all unrepeated spectra

Struct. = ≥ 0.5um & > 5:1 Aspect Ratio

N= Not Observed (EDS spectrum or diffraction pattern)

✓= Positive diffraction pattern properties conforming to laboratory identification criteria observed.
For chrysotile: 0.73nm spacing for (020) reflections. 0.53nm spacing for the layer line repeat, streaking of (110) and (130) reflections.
For amphiboles: 0.53nm layer line repeat, and approx. 3.5 ratio of non-twinned layer line spot spacing to layer line repeat distance (0.53nm).

✓= EDS spectrum conforming to laboratory identification criteria observed.

F= Single Fiber (1-3 intersections = 1-3 fibers)
B= Bundle (>3 fibers <1 fiber diameter apart)
C= Cluster (>3 intersections)
M= Matrix
NSD= No Structures Detected

L:\DATA\PRIVATE\MIKEC\CADD\TEM2 9/22/98

Grid acceptance:
<50% undissolved filter, overlapped or folded
<10% particulate coverage >80% coverage
at least 20 unfolded or overlapped grid squares
<8% holes or opaque areas



Stopping Rules:
>66 s/G.O. or in 1st 4 G.O.

AMPHIBOLES
Amosite
Crocidolite
Anthophyllite
Tremolite
Actinolite

Totals

	F	B	C	M	≥ 5um
Chrysotile					
Amphibole					
Ambiguous					
Non-asbestos					
Non-Identified					

NYC-WTC_000124322

NYC-WTC_000124323

NYC 9/11 Public Portal Document

AIR MONITORING DATA AND CHAIN OF CUSTODY FORM

ATC ASSOCIATES INC.

Page _____ of _____

TURNAROUND TIME

☐ 2 hrs ☐ 6 hrs ☐ 48 hrs ☐ Standard
☐ 4 hrs ☐ 24 hrs ☐ 72 hrs ☐ Other _____

5670 5/6 60951-60956

PROJECT INFORMATION

1. Client:	2. Project Name	3. Project #:	4. Project Monitor:	4c. Rotameter Number:
93 Church	2a. Project Address: 93 Church St NY NY	3a. Task #:	4a. Air Sampler:	SD-132

5. Date:	6. Abatement Location:	7. ☐ PCM (0.8 micron MCE) Cassette/Filter Manufacturer: Lot #:	8. ☐ TEM (0.45 micron MCE) Cassette/Filter Manufacturer: MIDI Lot # 98/307/617	9. Type: a. ☐ Background b. ☐ Pre-Abate c. ☐ Abatement d. ☐ Post-Abate e. ☐ OSHA f. ☐ Environmental g. ☒ Ambient h. ☐ Other
10/5/01	Lobby			

DAILY AIR SAMPLE RECORD

10. Sample I.D. Number	11. Pump Number	12. Sample Location 12a. IWA	12b. OWA	12c. Sample Coordinates	13. Time (24 hrs clock) 13a. Start	13b. End	13c. Total	14. Flow Rate (L/min.) 14a. Start	14b. End	14b. Avg	15. Total Air Vol. (liters)	16. # Fibers/Fields Minus Blank	17. Fiber Conc. F/CC
L-1				Field Blank									
				Field Blank									
L-2				Lobby North Entrance	930	1930	180	10	10	10	1800		
L-3				Lobby West side	933	1133	180	10	10	10	1800		
L-4				Lobby South side	935	1235	180	10	10	10	1800		
L-5				Lobby East side	937	1237	180	10	10	10	1800		
L-6				Lobby S/W side	940	1240	180	10	10	10	1800		

CHAIN OF CUSTODY

	18. Relinquished By:	19. Received By:	20. Date:	21. Time:
I				
II		JR	10/6/01	6 a.m.
III				

26. ATC Project Manager:

27. Result To: Ron Saltzman

LAB INFORMATION (ATC ELAP # 10878, ATC NVLAP # 1187)

22. Lab Name:	23. Date:	24. Time:
a. Analyzed By:		9:15
b. QC By:		
c. Lab Batch #:		

28. Comments:

25. Microscope Make/Serial #:
☐ Nikon Labophot 238913
☐ Nikon Labophot 238917
☐ Nikon Labophot 239079

Analysis Methodology
PCM - NIOSH 7400A

NYC 9/11 Public Portal Document

ITEM
10 all

NYC 9/11 Public Portal Document

ATC ASSOCIATES INC.

104 East 25th St.
New York, New York 10010
www.atc-enviro.com
212.353.8280

February 24, 2002

ATC Associates Inc.
104 East 25th Street
New York, NY 10010
Attn: Mr. Ben Sallemi

15-17108-0017

Re: Report of TEM Analysis

Dear Mr. Sallemi:

Following are the results of transmission electron microscopy (TEM) analysis of air samples from our Group No. 6804:

Client: 99 Church Street
Project Name: 99 Church Street, NY, NY
Location: 11th Floor
Samples received: 02/24/02

These results will confirm and document the data transmitted today to your office. The analyses were performed in strict conformance with the methodology of the AHERA Final Rule (CFR October 30, 1987) for clearance of abatement sites. MMI TEM cassettes, Lot No. 00263916, were used.

The results of the sample analyses may be found on the attached document.

Results reported as Struct/cc are a function of air volume collected in the field and are, as such, not verifiable by this laboratory. This report may be reproduced only in its entirety and not without prior permission of this laboratory. If post-abatement inside samples pass, the response action may be considered to have been completed. The analyses were supervised by Dr. Michael A. Gorycki, Director of Electron Microscopy.

We are pleased to note that our TEM lab has received full accreditation from NVLAP, as is currently required for recognized analysis of TEM air samples for AHERA projects, and also approval under the NY State DOH ELAP program. These analyses were performed by ATC d/b/a ATC Associates Inc.

Please contact me regarding any questions relating to these materials.

Very truly yours,

Michael A. Gorycki, Ph.D.
Director of Electron Microscopy

NYC 9/11 Public Portal Document

ATC Associates

104 East 25 Street, New York, NY 10010

Phone: (212) 353-8280 Fax: (212) 353-8306

Attn: Mr.Ben Sallemi
ATC Associates Inc.
104 East 25th Street
New York NY 10010

Fax: (212) 353-3599 **Phone:** (212) 353-8280

Project: 99 Church
99 Church Street, New York NY

Received: 2/24/02 6:00:00 AM
ATC Group #: 6804
Analysis Date: 2/24/02

Asbestos Fiber Analysis by Transmission Electron Microscopy (TEM) Performed by EPA 40 CFR Part 763 Final Rule (AHERA)

Sample	Volume	Area Analyzed	Non Ash	Asbestos Type(s)	# Structures 0.5µ-5	# Structures 5µ	Analytical Sensitivity (S/cc)	Asbestos Concentration (S/mm²)	Asbestos Concentration (S/cc)	Notes
1 6804 -1	1300.00	0.0674	0	None Detected	0	0	0.0044	<14.83	<0.0044	
2 6804 -2	1300.00	0.0674	0	None Detected	0	0	0.0044	<14.83	<0.0044	
3 6804 -3	1300.00	0.0674	0	None Detected	0	0	0.0044	<14.83	<0.0044	
4 6804 -4	1300.00	0.0674	0	None Detected	0	0	0.0044	<14.83	<0.0044	
5 6804 -5	1300.00	0.0674	0	None Detected	0	0	0.0044	<14.83	<0.0044	
6 6804 -6	1300.00	0.0674	0	None Detected	0	0	0.0044	<14.83	<0.0044	
7 6804 -7	1300.00	0.0674	0	None Detected	0	0	0.0044	<14.83	<0.0044	
8 6804 -8	1300.00	0.0674	0	None Detected	0	0	0.0044	<14.83	<0.0044	

ROMAN PEYSAKHOV
Analyzed by:

MICHAEL A. GORYCKI, Ph.D.
Approved by:

Disclaimer: The laboratory is not responsible for data reported in structures/cc, which is dependent on volume collected by non-laboratory personnel. This lab is only responsible for data reported in structures/mm². This report may not be reproduced, except in full, without written approval by ATC Associates Inc. This report may not be used to claim product endorsement by NVLAP or any other agency of the U.S. Government. This reports relates only to the samples reported above. Quality control data (including 95% confidence limits and laboratory and analysis' accuracy and precision) is available upon request.

Accredited for NVLAP PLM/TEM #101187-0, NY State ELAP #10879

NYC 9/11 Public Portal Document

Attn: Mr.Ben Sallemi
ATC Associates Inc.
104 East 25th Street
New York NY 10010

Fax: (212) 353-3599 **Phone:** (212) 353-8280

Received: 2/24/02 6:00:00 AM
ATC Group #: 6804
Analysis Date: 2/24/02

Project: 99 Church
99 Church Street, New York NY

Asbestos Fiber Analysis by Transmission Electron Microscopy (TEM) Performed by EPA 40 CFR Part 763 Final Rule (AHERA)

Sample	*Volume*	*Area Analyzed*	*Non Asb*	*Asbestos Type(s)*	*# Structures 0.5μ-5*	*5μ*	*Analytical Sensitivity (S/cc)*	*Asbestos Concentration (S/mm²)*	*(S/cc)*	*Notes*
9 6804 -9	1300.00	0.0674	0	None Detected	0	0	0.0044	<14.83	<0.0044	
10 6804 -10	1300.00	0.0674	0	None Detected	0	0	0.0044	<14.83	<0.0044	

ROMAN PEYSAKHOV
Analyzed by:

MICHAEL A. GORYCKI, Ph.D.
Approved by:

Disclaimer: The laboratory is not responsible for data reported in structures/cc, which is dependent on volume collected by non-laboratory personnel. This lab is only responsible for data reported in structures/mm². This report may not be reproduced, except in full, without written approval by ATC Associates Inc. This report may not be used to claim product endorsement by NVLAP or any other agency of the U.S. Government. This reports relates only to the samples reported above. Quality control data (including 95% confidence limits and laboratory and analysis' accuracy and precision) is available upon request.

Accredited for NVLAP PLM/TEM #101187-0, NY State ELAP #10879

NYC 9/11 Public Portal Document

TEM Asbestos (air) Count Sheet

Client Name:	ATC	**Volume (liters):**	1300
Lab Group #:	6804	**Filter Type / Filter Area:**	MCE 385 mm²
Lab Sample #:	1	**Grid Opening Size:**	0.01124
Client Sample #:	1	**Area Examined:**	0.06744 mm²
GRID BOX:	857	**Magnification:**	20,000
GRID ID:	4M 5M	**Accelerating Voltage:**	100 KeV
# Grid Openings:	6	**Analysis Date:**	2/24/02

Analysis Performed By: RP
ROMAN PEYSAKHOV

GO.		Structure	Structure Type				Length		ID of Structure N or √				EDS
No	Coord	No	F	B	C	M	>=05 µ <5µ	>=5µ	Chrys	Amphibole	Nonasb	Ambig/ND	(Nonadb Elements)
4M 1	X2	NSD											
2	Q2	"											
3	J2	"											
4	J2	"											
5	Q9	"											
5M 6	P9	"											

Struct = > 0.5µ > 5:1 Aspect Ratio

√= Positive diffraction pattern properties conforming to laboratory identification criteria observed

√= EDS spectrum conforming to laboratory identification criteria observed

F = Single Fiber
B = Bundle (<3 fibers <1 fiber diameter apart
C = Cluster (>3 Intersections)
M = Matrix
NSD = No Structures Detected

Grid acceptance:
<50% undissolved filter, overlapped or folded <10% particulate coverage >50% coverage ate least 20 unfolded or overlapped grid squares <5% holes or opaque areas

AMPHIBOLES
Amosite
Crocidolite
Anthophyllite
Tremolite
Actinolite

Totals

	F	B	C	M	>5µ
Chrysotile					
Amphibole					
Ambiguous					
Non-Asbestos					
Non-Identified					

NYC 9/11 Public Portal Document

TEM Asbestos (air) Count Sheet

Client Name:	ATC	**Volume (liters):**	1300
Lab Group #:	6804	**Filter Type / Filter Area:**	MCE 385 mm²
Lab Sample #:	2	**Grid Opening Size:**	0.01124
Client Sample #:	2	**Area Examined:**	0.06744 mm²
GRID BOX:	857	**Magnification:**	20,000
GRID ID:	1N 2N	**Accelerating Voltage:**	100 KeV
# Grid Openings:	6	**Analysis Date:**	2/24/02

Analysis Performed By: RP
ROMAN PEYSAKHOV

GO. No	GO. Coord	Structure No	Structure Type F	B	C	M	Length >=05 µ <5µ	>=5µ	ID of Structure N or √ Chrys	Amphibole	Nonasb	Ambig/ND	EDS (Nonadb Elements)
1N	1 I 2	NSD											
	2 P 2	4											
	3 K 2	9											
	4 P 3	11											
	5 I 2	4											
	6 J 2	11											
2N													

Struct = > 0.5µ > 5:1 Aspect Ratio

√= Positive diffraction pattern properties conforming to laboratory identification criteria observed

√= EDS spectrum conforming to laboratory identification criteria observed

F = Single Fiber
B = Bundle (<3 fibers <1 fiber diameter apart
C = Cluster (>3 Intersections)
M = Matrix
NSD = No Structures Detected

Grid acceptance:

<50% undissolved filter, overlapped or folded
<10% particulate coverage >50% coverage ate least 20 unfolded or overlapped grid squares <5% holes or opaque areas

AMPHIBOLES
Amosite
Crocidolite
Anthophyllite
Tremolite
Actinolite

Totals

	F	B	C	M	>5µ
Chrysotile					
Amphibole					
Ambiguous					
Non-Asbestos					
Non-Identified					

NYC 9/11 Public Portal Document

TEM Asbestos (air) Count Sheet

Client Name:	ATC	**Volume (liters):**	1300
Lab Group #:	6804	**Filter Type / Filter Area:**	MCE 385 mm²
Lab Sample #:	3	**Grid Opening Size:**	0.01124
Client Sample #:	3	**Area Examined:**	0.06744 mm²
GRID BOX:	Q5 7	**Magnification:**	20,000
GRID ID:	3N 4N	**Accelerating Voltage:**	100 KeV
# Grid Openings:	6	**Analysis Date:**	2/24/02

Analysis Performed By: RP
ROMAN PEYSAKHOV

3N

4N

GO. No	GO. Coord	Structure No	Structure Type F	B	C	M	Length >=05 µ <5µ	Length >=5µ	ID of Structure N or √ Chrys	Amphibole	Nonasb	Ambig/ND	EDS (Nonadb Elements)
1	X2	NSD											
2	Q2	"											
3	J2	"											
4	J2	"											
5	Q2	"											
6	X2	1											

Struct = > 0.5µ > 5:1 Aspect Ratio

√= Positive diffraction pattern properties conforming to laboratory identification criteria observed

√= EDS spectrum conforming to laboratory identification criteria observed

F = Single Fiber
B = Bundle (<3 fibers <1 fiber diameter apart
C = Cluster (>3 Intersections)
M = Matrix
NSD = No Structures Detected

Grid acceptance:
<50% undissolved filter, overlapped or folded
<10% particulate coverage >50% coverage ate least 20 unfolded or overlapped grid squares <5% holes or opaque areas

AMPHIBOLES
Amosite
Crocidolite
Anthophyllite
Tremolite
Actinolite

Totals

	F	B	C	M	>5µ
Chrysotile					
Amphibole					
Ambiguous					
Non-Asbestos					
Non-Identified					

NYC 9/11 Public Portal Document

TEM Asbestos (air) Count Sheet

Client Name:	ATC	**Volume (liters):**	1300
Lab Group #:	6804	**Filter Type / Filter Area:**	MCE 385 mm²
Lab Sample #:	4	**Grid Opening Size:**	0.01124
Client Sample #:	4	**Area Examined:**	0.06744 mm²
GRID BOX:	857	**Magnification:**	20.000
GRID ID:	5N10	**Accelerating Voltage:**	100 KeV
# Grid Openings:	6	**Analysis Date:**	2/24/02

Analysis Performed By: RP
ROMAN PEYSAKHOV

GO. No	GO. Coord	Structure No	Structure Type F	B	C	M	Length >=05 µ <5µ	Length >=5µ	ID of Structure N or √ Chrys	Amphibole	Nonasb	Ambig/ND	EDS (Nonadb Elements)
5N													
1	Q2	NSD											
2	J2	11											
3	E2	11											
4	E2	11											
5	J2	11											
6	Q2	11											
10													

Struct = > 0.5µ > 5:1 Aspect Ratio

√= Positive diffraction pattern properties conforming to laboratory identification criteria observed

√= EDS spectrum conforming to laboratory identification criteria observed

F = Single Fiber

B = Bundle (<3 fibers <1 fiber diameter apart

C = Cluster (>3 Intersections)

M = Matrix

NSD = No Structures Detected

Grid acceptance:

<50% undissolved filter, overlapped or folded <10% particulate coverage >50% coverage ate least 20 unfolded or overlapped grid squares <5% holes or opaque areas

AMPHIBOLES

Amosite
Crocidolite
Anthopnyllite
Tremolite
Actinolite

Totals

	F	B	C	M	>5µ
Chrysotile					
Amphibole					
Ambiguous					
Non-Asbestos					
Non-Identified					

NYC 9/11 Public Portal Document

TEM Asbestos (air) Count Sheet

Client Name:	ATC	**Volume (liters):**	1300
Lab Group #:	6804	**Filter Type / Filter Area:**	MCE 385 mm²
Lab Sample #:	5	**Grid Opening Size:**	0.01124
Client Sample #:	5	**Area Examined:**	0.06744 mm²
GRID BOX:	857	**Magnification:**	20,000
GRID ID:	2030	**Accelerating Voltage:**	100 KeV
# Grid Openings:	6	**Analysis Date:**	2/24/02

Analysis Performed By: RP
ROMAN PEYSAKHOV

GO. No	GO. Coord	Structure No	Structure Type F	B	C	M	Length >=05 µ <5µ	Length >=5µ	ID of Structure N or √ Chrys	Amphibole	Nonasb	Ambig/ND	EDS (Nonadb Elements)
20 1	Q2	NSD											
2	J2	11											
3	I2	11											
4	J2	11											
5	Q2	11											
6	X2	11											
30													

Struct = > 0.5µ > 5:1 Aspect Ratio

√= Positive diffraction pattern properties conforming to laboratory identification criteria observed

√= EDS spectrum conforming to laboratory identification criteria observed

F = Single Fiber
B = Bundle (<3 fibers <1 fiber diameter apart
C = Cluster (>3 Intersections)
M = Matrix
NSD = No Structures Detected

Grid acceptance:

<50% undissolved filter, overlapped or folded <10% particulate coverage >50% coverage ate least 20 unfolded or overlapped grid squares <5% holes or opaque areas

AMPHIBOLES
Amosite
Crocidolite
Anthophyllite
Tremolite
Actinolite

Totals

	F	B	C	M	>5µ
Chrysotile					
Amphibole					
Ambiguous					
Non-Asbestos					
Non-Identified					

NYC 9/11 Public Portal Document

TEM Asbestos (air) Count Sheet

Client Name:	ATC	**Volume (liters):**	1300
Lab Group #:	6804	**Filter Type / Filter Area:**	MCE 385 mm²
Lab Sample #:	6	**Grid Opening Size:**	0.01124
Client Sample #:	6	**Area Examined:**	0.06744 mm²
GRID BOX:	857	**Magnification:**	20,000
GRID ID:	1950	**Accelerating Voltage:**	100 KeV
# Grid Openings:	6	**Analysis Date:**	2/24/02

Analysis Performed By: KP
ROMAN PEYSAKHOV

40

50

GO. No	GO. Coord	Structure No	Structure Type F	B	C	M	Length >=05 µ <5µ	Length >=5µ	ID of Structure N or √ Chrys	Amphibole	Nonasb	Ambig/ND	EDS (Nonadb Elements)
1	V2	NSD											
2	P1	"											
3	I4	"											
4	V2												
5	P2												
6	F2												

Struct = > 0.5µ > 5:1 Aspect Ratio

√= Positive diffraction pattern properties conforming to laboratory identification criteria observed

√= EDS spectrum conforming to laboratory identification criteria observed

F = Single Fiber
B = Bundle (<3 fibers <1 fiber diameter apart
C = Cluster (>3 Intersections)
M = Matrix
NSD = No Structures Detected

Grid acceptance:
<50% undissolved filter, overlapped or folded <10% particulate coverage >50% coverage ate least 20 unfolded or overlapped grid squares <5% holes or opaque areas

AMPHIBOLES
Amosite
Crocidolite
Anthophyllite
Tremolite
Actinolite

Totals

	F	B	C	M	>5µ
Chrysotile					
Amphibole					
Ambiguous					
Non-Asbestos					
Non-Identified					

NYC 9/11 Public Portal Document

TEM Asbestos (air) Count Sheet

Client Name:	ATC	**Volume (liters):**	1300
Lab Group #:	6804	**Filter Type / Filter Area:**	MCE 385 mm²
Lab Sample #:	7	**Grid Opening Size:**	0.01124
Client Sample #:	7	**Area Examined:**	0.06744 mm²
GRID BOX:	857	**Magnification:**	20,000
GRID ID:	1P2.D	**Accelerating Voltage:**	100 KeV
# Grid Openings:	6	**Analysis Date:**	2/24/02

Analysis Performed By: RP
ROMAN PEYSAKHOV

GO. No	GO. Coord	Structure No	Structure Type F	B	C	M	Length >=05 µ <5µ	Length >=5µ	ID of Structure N or √ Chrys	Amphibole	Nonasb	Ambig/ND	EDS (Nonadb Elements)
1P	J2	NSD											
1	J2	NSD											
2	Q2	"											
3	P2	"											
4	J2	"											
5	Q2	"											
6	X2	"											
2P													

Struct = > 0.5µ > 5:1 Aspect Ratio

√= Positive diffraction pattern properties conforming to laboratory identification criteria observed

√= EDS spectrum conforming to laboratory identification criteria observed

F = Single Fiber
B = Bundle (<3 fibers <1 fiber diameter apart
C = Cluster (>3 Intersections)
M = Matrix
NSD = No Structures Detected

Grid acceptance:
<50% undissolved filter, overlapped or folded
<10% particulate coverage >50% coverage ate least 20 unfolded or overlapped grid squares <5% holes or opaque areas

AMPHIBOLES
Amosite
Crocidolite
Anthophyllite
Tremolite
Actinolite

Totals

	F	B	C	M	>5µ
Chrysotile					
Amphibole					
Ambiguous					
Non-Asbestos					
Non-Identified					

NYC 9/11 Public Portal Document

TEM Asbestos (air) Count Sheet

Client Name:	ATC	**Volume (liters):**	1300
Lab Group #:	6804	**Filter Type / Filter Area:**	MCE 385 mm²
Lab Sample #:	8	**Grid Opening Size:**	0.01124
Client Sample #:	8	**Area Examined:**	0.06744 mm²
GRID BOX:	157	**Magnification:**	20,000
GRID ID:	3P4P	**Accelerating Voltage:**	100 KeV
# Grid Openings:	6	**Analysis Date:**	2/24/02

Analysis Performed By: RP
ROMAN PEYSAKHOV

GO.		Structure	Structure Type				Length		ID of Structure N or √				EDS
No	Coord	No	F	B	C	M	>=05 µ <5µ	>=5µ	Chrys	Amphibole	Nonasb	Ambig/ND	(Nonadb Elements)
3P 1	X2	NSD											
2	Q2	11											
3	J2	11											
4	J2	11											
5	Q2	11											
6	P2	11											
4P													

Struct = > 0.5µ > 5:1 Aspect Ratio

√= Positive diffraction pattern properties conforming to laboratory identification criteria observed

√= EDS spectrum conforming to laboratory identification criteria observed

F = Single Fiber

B = Bundle (<3 fibers <1 fiber diameter apart

C = Cluster (>3 Intersections)

M = Matrix

NSD = No Structures Detected

Grid acceptance:

<50% undissolved filter, overlapped or folded <10% particulate coverage >50% coverage ate least 20 unfolded or overlapped grid squares <5% holes or opaque areas

AMPHIBOLES

Amosite
Crocidolite
Anthophyllite
Tremolite
Actinolite

Totals

	F	B	C	M	>5µ
Chrysotile					
Amphibole					
Ambiguous					
Non-Asbestos					
Non-Identified					

NYC 9/11 Public Portal Document

TEM Asbestos (air) Count Sheet

Client Name:	ATC	**Volume (liters):**	1300
Lab Group #:	6804	**Filter Type / Filter Area:**	MCE 385 mm²
Lab Sample #:	9	**Grid Opening Size:**	0.01124
Client Sample #:	9	**Area Examined:**	0.06744 mm²
GRID BOX:	857	**Magnification:**	20,000
GRID ID:	5P1Q	**Accelerating Voltage:**	100 KeV
# Grid Openings:	6	**Analysis Date:**	2/24/02

Analysis Performed By: RP
ROMAN PEYSAKHOV

5P

1Q

GO. No	GO. Coord	Structure No	Structure Type F	B	C	M	Length >=05 µ <5µ	Length >=5µ	ID of Structure N or √ Chrys	Amphibole	Nonasb	Ambig/ND	EDS (Nonadb Elements)
1	I2	NSD											
2	P2	"											
3	V2	"											
4	K2	"											
5	Q2	"											
6	P2	1											

Struct = > 0.5µ > 5:1 Aspect Ratio

√= Positive diffraction pattern properties conforming to laboratory identification criteria observed

√= EDS spectrum conforming to laboratory identification criteria observed

F = Single Fiber
B = Bundle (<3 fibers <1 fiber diameter apart
C = Cluster (>3 Intersections)
M = Matrix
NSD = No Structures Detected

Grid acceptance:
<50% undissolved filter, overlapped or folded
<10% particulate coverage >50% coverage ate least 20 unfolded or overlapped grid squares <5% holes or opaque areas

AMPHIBOLES
Amosite
Crocidolite
Anthophyllite
Tremolite
Actinolite

Totals

	F	B	C	M	>5µ
Chrysotile					
Amphibole					
Ambiguous					
Non-Asbestos					
Non-Identified					

NYC 9/11 Public Portal Document

TEM Asbestos (air) Count Sheet

Client Name:	ATC	**Volume (liters):**	1300
Lab Group #:	6804	**Filter Type / Filter Area:**	MCE 385 mm²
Lab Sample #:	10	**Grid Opening Size:**	0.01124
Client Sample #:	10	**Area Examined:**	0.06744 mm²
GRID BOX:	157	**Magnification:**	20,000
GRID ID:	2038	**Accelerating Voltage:**	100 KeV
# Grid Openings:	6	**Analysis Date:**	2/24/02

Analysis Performed By: RP

ROMAN PEYSAKHOV

GO. No	GO. Coord	Structure No	Structure Type F	B	C	M	Length >=05 µ <5µ	Length >=5µ	ID of Structure N or √ Chrys	Amphibole	Nonasb	Ambig/ND	EDS (Nonadb Elements)
29 1	I 2	NSD											
2	Q 2	"											
3	X 2	"											
4	X 2	"											
5	Q 2	"											
6	R 2	"											
39													

Struct = > 0.5µ > 5:1 Aspect Ratio

√= Positive diffraction pattern properties conforming to laboratory identification criteria observed

√= EDS spectrum conforming to laboratory identification criteria observed

F = Single Fiber

B = Bundle (<3 fibers <1 fiber diameter apart

C = Cluster (>3 Intersections)

M = Matrix

NSD = No Structures Detected

Grid acceptance:

<50% undissolved filter, overlapped or folded <10% particulate coverage >50% coverage ate least 20 unfolded or overlapped grid squares <5% holes or opaque areas

AMPHIBOLES

Amosite
Crocidolite
Anthophyllite
Tremolite
Actinolite

Totals

	F	B	C	M	>5µ
Chrysotile					
Amphibole					
Ambiguous					
Non-Asbestos					
Non-Identified					

NYC-WTC_00012433B

AIR MONITORING DATA AND CHAIN OF CUSTODY FORM

6804 10/13 75768-75780

Page ____ of ____

TURNAROUND TIME: ☐ 2 hrs ☐ 6 hrs ☐ 48 hrs ☒ Standard ☐ 4 hrs ☐ 24 hrs ☐ 72 hrs ☐ Other ____

PROJECT INFORMATION

1. Client:	2. Project Name	3. Project #	4. Project Monitor:	4a. Rotameter Number:
99 church	2a. Project Address: 99 church st NY NY	17108-17	4a. Air Sampler: [illegible]	SD-132

5. Date:	6. Abatement Location:	7. ☐ PCM (0.8 micron MCE) Cassette/Filter Manufacture: X Lot #:	8. ☒ TEM (0.45 micron MCE) Cassette/Filter Manufacture: MMI Lot #: 00265916	9. Type: a. ☐ Background b. ☐ Pre-Abate c. ☐ Abatement d. ☐ Post-Abate e. ☐ OSHA f. ☐ Environmental g. ☒ Ambient h. ☐ Other
02.23.02	11 FL			

DAILY AIR SAMPLE RECORD

10. Sample I.D. Number	11. Pump Number	12. Sample Location 12a. IWA	12b. OWA	12c. Sample Coordinates	13. Time (24 hrs clock) 13a. Start	13b. End	13c. Total	14. Flow Rate (L/min.) 14a. Start	14b. End	14b. Avg	15. Total Air Vol. (liters)	16. # Fibers/Fields Minus Blank	17. Fiber Conc. F/CC
B-1,B2				Field Blank									
B-3				Field Blank Sealed 1510116									
1				11 FL Southside	915	1125	130	10	10	10	1300		
2				11 FL Northside	917	1127	130	10	10	10	1300		
3				11 FL S/W side.	920	1130	130	10	10	10	1300		
4				11 FL outside Bldg. Southside	925	1135	130	10	10	10	1300		
5				11 FL outside Bldg Westside	927	1137	130	10	10	10	1300		
6				11 FL outside Bldg Northside	930	1140	130	10	10	10	1300		
7				11 FL outside Bldg S/W side	933	1143	130	10	10	10	1300		
8				11 FL Eastside	1147	1357	130	10	10	10	1300		
9				11 FL S/E side.	1149	1359	130	10	10	10	1300		
10				11 FL outside Bldg S/E side	1152	1402	130	10	10	10	1300		

CHAIN OF CUSTODY

	18. Relinquished By:	19. Received By:	20. Date:	21. Time:
I	[illegible]	JD	2/24/02	6am
II				
III				

LAB INFORMATION (ATC ELAP # 10879, ATC NVLAP # 1187)

22. Lab Name: ATC-TEM	23. Date:	24. Time:
a. Analyzed By: RRW	2/24/02	19:40
b. QC By:		
c. Lab Batch #:		

25. Microscope Make/Serial #:
☐ Nikon Labophot 238913
☐ Nikon Labophot 238917
☐ Nikon Labophot 239079

Analysis Methodology
PCM - NIOSH 7400A
TEM - AHERA

26. ATC Project Manager: Ben Sallami

27. Result To: Ben Sallami
Beeper/Phone #'s ____

28. Comments:

WHITE - File YELLOW - Client/Report PINK - Lab GOLDENROD - Field

NY-1 (1/00)

NYC 9/11 Public Portal Document

NYC 9/11 Public Portal Document

SCILAB
FULL SERVICE ENVIRONMENTAL LABORATORIES

Eight School Street
Weymouth, MA 02189
781-337-9334

Laboratory Report

Report Date 10/23/01
Workorder No. 0110-00134

Customer: ATC Associates
104 East 25th Street
New York, NY 10010

Attention: Mr. Ben Sellemi
Subject: 1S-71108-0017: INORG. + PHYS.

Sample: 001 1: 6TH FLOOR SE FOUNTAIN
Date: 10/10/01
Matrix: WATER

Parameter	Method	Results	Units	PQL	Analyst	Analysis Date	Qual
Arsenic	200.7, EPA 1987	ND	mg/L	0.010	TDJ	10/22/01	
Asbestos		ATTACHED	FIBERS		SUB	10/13/01	
Barium	200.7, EPA 1987	0.018	mg/L	0.01	TDJ	10/22/01	
Cadmium	200.7, EPA 1987	ND	mg/L	0.004	TDJ	10/22/01	
Chloride	EPA 300.0	17.49	mg/L	0.15	SG	10/22/01	
Chromium	200.7, EPA 1987	ND	mg/L	0.006	TDJ	10/22/01	
Color	2120C SM 18TH, 1992	13	Cu	5	SG	10/12/01	
Copper	200.7, EPA 1987	0.387	mg/L	0.005	TDJ	10/22/01	
Fluoride	4500-F-C SM 18TH, 1	0.48	mg/L	0.02	SMH	10/22/01	
Iron	200.7, EPA 1987	ND	mg/L	0.100	TDJ	10/22/01	
Lead, Furnace	EPA 200.9	ND	mg/L	0.003	TDJ	10/17/01	
Manganese	200.7, EPA 1987	0.046	mg/L	0.007	TDJ	10/22/01	
Mercury	245.1, EPA 1983	ND	mg/L	0.0002	CMC	10/19/01	
Nitrogen, Nitrate	352.1, EPA	2.4	mg/L	0.4	SG	10/22/01	
Nitrogen, Nitrite	4500-NO2-B SM 18TH	ND	mg/L	0.025	SG	10/12/01	
Odor	2150 SM 18TH, 1992	ND	ton	1	SMH	10/11/01	
Selenium, Furnace	EPA 200.9	ND	mg/L	0.005	TDJ	10/22/01	
Silver	200.7, EPA 1987	ND	mg/L	0.005	TDJ	10/22/01	
Sodium	200.7, EPA 1987	8.71	mg/L	2.0	TDJ	10/22/01	
Sulfate	EPA 300.0	4.57	mg/L	0.15	SMH	10/19/01	
Turbidity	2540D SM 18TH, 199	ND	NTU	1	DMR	10/11/01	
Zinc	200.7, EPA 1987	0.138	mg/L	0.03	TDJ	10/22/01	
Langlier Index							
pH	4500-H-B SM 18TH, 1	7.04	S.U.	0	SMH	10/16/01	
Alkalinity	2320B SM 18TH, 1992	25.61	mg/L	5	SMH	10/19/01	
Calcium	200.7, EPA 1987	8.33	mg/L	0.3	TDJ	10/22/01	
Temperature	2550B SM 18TH, 1992	2.4	C	0	SUB	10/10/01	
Total Dissolved Solids	2540C SM 18TH, 1992	72.0	mg/L	3	SMH	10/16/01	

Certifications: MA: MA069 NY:10982 CT: PH0119 RI:A45 CA:2050 ME:MA069 NJ: 59744

NYC-WTC_000124339

NYC 9/11 Public Portal Document

SCILAB
FULL SERVICE ENVIRONMENTAL LABORATORIES

Customer: ATC Associates

Workorder No. 0110-00134

Sample: 002 2: 5TH NE FOUNTAIN
Date: 10/10/01
Matrix: WATER

Parameter	Method	Results	Units	PQL	Analyst	Analysis Date	Qual
Arsenic	200.7, EPA 1987	ND	mg/L	0.010	TDJ	10/22/01	
Asbestos		ATTACHED	FIBERS		SUB	10/13/01	
Barium	200.7, EPA 1987	0.015	mg/L	0.01	TDJ	10/22/01	
Cadmium	200.7, EPA 1987	ND	mg/L	0.004	TDJ	10/22/01	
Chloride	EPA 300.0	16.99	mg/L	0.15	SG	10/22/01	
Chromium	200.7, EPA 1987	ND	mg/L	0.006	TDJ	10/22/01	
Color	2120C SM 18TH, 1992	ND	Cu	5	SG	10/12/01	
Copper	200.7, EPA 1987	0.215	mg/L	0.005	TDJ	10/22/01	
Fluoride	4500-F-C SM 18TH, 1	0.51	mg/L	0.02	SMH	10/22/01	
Iron	200.7, EPA 1987	ND	mg/L	0.100	TDJ	10/22/01	
Lead, Furnace	EPA 200.9	ND	mg/L	0.003	TDJ	10/17/01	
Manganese	200.7, EPA 1987	0.019	mg/L	0.007	TDJ	10/22/01	
Mercury	245.1, EPA 1983	ND	mg/L	0.0002	CMC	10/19/01	
Nitrogen, Nitrate	352.1, EPA	1.8	mg/L	0.4	SG	10/22/01	
Nitrogen, Nitrite	4500-NO2-B SM 18TH	ND	mg/L	0.025	SG	10/12/01	
Odor	2150 SM 18TH, 1992	ND	ton	1	SMH	10/11/01	
Selenium, Furnace	EPA 200.9	ND	mg/L	0.005	TDJ	10/22/01	
Silver	200.7, EPA 1987	ND	mg/L	0.005	TDJ	10/22/01	
Sodium	200.7, EPA 1987	8.50	mg/L	2.0	TDJ	10/22/01	
Sulfate	EPA 300.0	4.35	mg/L	0.15	SMH	10/19/01	
Turbidity	2540D SM 18TH, 199	ND	NTU	1	DMR	10/11/01	
Zinc	200.7, EPA 1987	0.161	mg/L	0.03	TDJ	10/22/01	
Langlier Index							
pH	4500-H-B SM 18TH, 1	6.81	S.U.	0	SMH	10/16/01	
Alkalinity	2320B SM 18TH, 1992	18.72	mg/L	5	SMH	10/19/01	
Calcium	200.7, EPA 1987	7.07	mg/L	0.3	TDJ	10/22/01	
Temperature	2550B SM 18TH, 1992	2.6	C	0	SUB	10/10/01	
Total Dissolved Solids	2540C SM 18TH, 1992	15.0	mg/L	3	SMH	10/17/01	

Sample: 003 3: 4TH SW MEN'S ROOM

Certifications: MA: MA069 NY:10982 CT: PH0119 RI:A45 CA:2050 ME:MA069 NJ: 59744

NYC-WTC_000124340

NYC 9/11 Public Portal Document

SCILAB
FULL SERVICE ENVIRONMENTAL LABORATORIES

Customer: ATC Associates

Workorder No. 0110-00134

Sample: **003** **3: 4TH SW MEN'S ROOM**
(Continued)

Date: **10/10/01**
Matrix: **WATER**

Parameter	Method	Results	Units	PQL	Analyst	Analysis Date	Qual
Arsenic	200.7, EPA 1987	ND	mg/L	0.010	TDJ	10/22/01	
Asbestos		ATTACHED	FIBERS		SUB	10/13/01	
Barium	200.7, EPA 1987	0.017	mg/L	0.01	TDJ	10/22/01	
Cadmium	200.7, EPA 1987	ND	mg/L	0.004	TDJ	10/22/01	
Chloride	EPA 300.0	18.49	mg/L	0.15	SG	10/22/01	
Chromium	200.7, EPA 1987	ND	mg/L	0.006	TDJ	10/22/01	
Color	2120C SM 18TH, 1992	13	Cu	5	SG	10/12/01	
Copper	200.7, EPA 1987	0.141	mg/L	0.005	TDJ	10/22/01	
Fluoride	4500-F-C SM 18TH, 1	0.49	mg/L	0.02	SMH	10/22/01	
Iron	200.7, EPA 1987	ND	mg/L	0.100	TDJ	10/22/01	
Lead, Furnace	EPA 200.9	ND	mg/L	0.003	TDJ	10/22/01	
Manganese	200.7, EPA 1987	0.033	mg/L	0.007	TDJ	10/22/01	
Mercury	245.1, EPA 1983	ND	mg/L	0.0002	CMC	10/19/01	
Nitrogen, Nitrate	352.1, EPA	0.6	mg/L	0.4	SG	10/22/01	
Nitrogen, Nitrite	4500-NO2-B SM 18TH	ND	mg/L	0.025	SG	10/12/01	
Odor	2150 SM 18TH, 1992	ND	ton	1	SMH	10/11/01	
Selenium, Furnace	EPA 200.9	ND	mg/L	0.005	TDJ	10/22/01	
Silver	200.7, EPA 1987	ND	mg/L	0.005	TDJ	10/22/01	
Sodium	200.7, EPA 1987	8.81	mg/L	2.0	TDJ	10/22/01	
Sulfate	EPA 300.0	3.26	mg/L	0.15	SMH	10/19/01	
Turbidity	2540D SM 18TH, 199	ND	NTU	1	DMR	10/11/01	
Zinc	200.7, EPA 1987	ND	mg/L	0.03	TDJ	10/22/01	
Langlier Index							
pH	4500-H-B SM 18TH, 1	7.11	S.U.	0	SMH	10/16/01	
Alkalinity	2320B SM 18TH, 1992	19.7	mg/L	5	SMH	10/19/01	
Calcium	200.7, EPA 1987	8.21	mg/L	0.3	TDJ	10/22/01	
Temperature	2550B SM 18TH, 1992	2.4	C	0	SUB	10/10/01	
Total Dissolved Solids	2540C SM 18TH, 1992	25.0	mg/L	3	SMH	10/17/01	

Sample: **004** **4: 3RD NW FOUNTAIN**
Date: **10/10/01**
Matrix: **WATER**

Certifications: MA: MA069 NY:10982 CT: PH0119 RI:A45 CA:2050 ME:MA069 NJ: 59744

NYC-WTC_000124341

NYC 9/11 Public Portal Document

SCILAB
FULL SERVICE ENVIRONMENTAL LABORATORIES

Customer: ATC Associates

Workorder No. 0110-00134

Sample: 004 **4: 3RD NW FOUNTAIN**
(Continued)

Parameter	Method	Results	Units	PQL	Analyst	Analysis Date	Qual
Arsenic	200.7, EPA 1987	ND	mg/L	0.010	TDJ	10/22/01	
Asbestos		ATTACHED	FIBERS		SUB	10/13/01	
Barium	200.7, EPA 1987	0.018	mg/L	0.01	TDJ	10/22/01	
Cadmium	200.7, EPA 1987	ND	mg/L	0.004	TDJ	10/22/01	
Chloride	EPA 300.0	16.49	mg/L	0.15	SG	10/22/01	
Chromium	200.7, EPA 1987	ND	mg/L	0.006	TDJ	10/22/01	
Color	2120C SM 18TH, 1992	ND	Cu	5	SG	10/12/01	
Copper	200.7, EPA 1987	0.112	mg/L	0.005	TDJ	10/22/01	
Fluoride	4500-F-C SM 18TH, 1	0.52	mg/L	0.02	SMH	10/22/01	
Iron	200.7, EPA 1987	ND	mg/L	0.100	TDJ	10/22/01	
Lead, Furnace	EPA 200.9	ND	mg/L	0.003	TDJ	10/22/01	
Manganese	200.7, EPA 1987	0.029	mg/L	0.007	TDJ	10/22/01	
Mercury	245.1, EPA 1983	ND	mg/L	0.0002	CMC	10/19/01	
Nitrogen, Nitrate	352.1, EPA	ND	mg/L	0.4	SG	10/22/01	
Nitrogen, Nitrite	4500-NO2-B SM 18TH	ND	mg/L	0.025	SG	10/12/01	
Odor	2150 SM 18TH, 1992	ND	ton	1	SMH	10/11/01	
Selenium, Furnace	EPA 200.9	ND	mg/L	0.005	TDJ	10/22/01	
Silver	200.7, EPA 1987	ND	mg/L	0.005	TDJ	10/22/01	
Sodium	200.7, EPA 1987	8.62	mg/L	2.0	TDJ	10/22/01	
Sulfate	EPA 300.0	5.76	mg/L	0.15	SMH	10/19/01	
Turbidity	2540D SM 18TH, 199	ND	NTU	1	DMR	10/11/01	
Zinc	200.7, EPA 1987	0.074	mg/L	0.03	TDJ	10/22/01	
Langlier Index							
pH	4500-H-B SM 18TH, 1	6.86	S.U.	0	SMH	10/16/01	
Alkalinity	2320B SM 18TH, 1992	20.69	mg/L	5	SMH	10/19/01	
Calcium	200.7, EPA 1987	8.03	mg/L	0.3	TDJ	10/22/01	
Temperature	2550B SM 18TH, 1992	2.4	C	0	SUB	10/10/01	
Total Dissolved Solids	2540C SM 18TH, 1992	34.0	mg/L	3	SMH	10/17/01	

Sample: 005 **5: 2ND NW WOMEN'S ROOM**
Date: 10/10/01
Matrix: WATER

Parameter	Method	Results	Units	PQL	Analyst	Analysis Date	Qual
Arsenic	200.7, EPA 1987	ND	mg/L	0.010	TDJ	10/22/01	

Certifications: MA: MA069 NY:10982 CT: PH0119 RI:A45 CA:2050 ME:MA069 NJ: 59744

NYC-WTC_000124342

NYC 9/11 Public Portal Document

SCILAB
FULL SERVICE ENVIRONMENTAL LABORATORIES

Customer: ATC Associates

Workorder No. 0110-00134

Sample: 005 **5: 2ND NW WOMEN'S ROOM**
(Continued)

Parameter	Method	Results	Units	PQL	Analyst	Analysis Date	Qual
Asbestos		ATTACHED	FIBERS		SUB	10/13/01	
Barium	200.7, EPA 1987	0.017	mg/L	0.01	TDJ	10/22/01	
Cadmium	200.7, EPA 1987	ND	mg/L	0.004	TDJ	10/22/01	
Chloride	EPA 300.0	16.49	mg/L	0.15	SG	10/22/01	
Chromium	200.7, EPA 1987	ND	mg/L	0.006	TDJ	10/22/01	
Color	2120C SM 18TH, 1992	12	Cu	5	SG	10/12/01	
Copper	200.7, EPA 1987	0.107	mg/L	0.005	TDJ	10/22/01	
Fluoride	4500-F-C SM 18TH, 1	0.48	mg/L	0.02	SMH	10/22/01	
Iron	200.7, EPA 1987	ND	mg/L	0.100	TDJ	10/22/01	
Lead, Furnace	EPA 200.9	ND	mg/L	0.003	TDJ	10/22/01	
Manganese	200.7, EPA 1987	0.032	mg/L	0.007	TDJ	10/22/01	
Mercury	245.1, EPA 1983	ND	mg/L	0.0002	CMC	10/19/01	
Nitrogen, Nitrate	352.1, EPA	1.2	mg/L	0.4	SG	10/22/01	
Nitrogen, Nitrite	4500-NO2-B SM 18TH	ND	mg/L	0.025	SG	10/12/01	
Odor	2150 SM 18TH, 1992	ND	ton	1	SMH	10/11/01	
Selenium, Furnace	EPA 200.9	ND	mg/L	0.005	TDJ	10/22/01	
Silver	200.7, EPA 1987	ND	mg/L	0.005	TDJ	10/22/01	
Sodium	200.7, EPA 1987	8.56	mg/L	2.0	TDJ	10/22/01	
Sulfate	EPA 300.0	2.39	mg/L	0.15	SMH	10/19/01	
Turbidity	2540D SM 18TH, 199	ND	NTU	1	DMR	10/11/01	
Zinc	200.7, EPA 1987	ND	mg/L	0.03	TDJ	10/22/01	
Langlier Index							
pH	4500-H-B SM 18TH, 1	7.03	S.U.	0	SMH	10/16/01	
Alkalinity	2320B SM 18TH, 1992	19.7	mg/L	5	SMH	10/19/01	
Calcium	200.7, EPA 1987	8.30	mg/L	0.3	TDJ	10/22/01	
Temperature	2550B SM 18TH, 1992	2.4	C	0	SUB	10/10/01	
Total Dissolved Solids	2540C SM 18TH, 1992	28.0	mg/L	3	SMH	10/17/01	

Sample: 006 **6: LOBBY SE B ELEV.**
Date: 10/10/01
Matrix: WATER

Parameter	Method	Results	Units	PQL	Analyst	Analysis Date	Qual
Arsenic	200.7, EPA 1987	ND	mg/L	0.010	TDJ	10/22/01	
Asbestos		ATTACHED	FIBERS		SUB	10/13/01	

Certifications: MA: MA069 NY:10982 CT: PH0119 RI:A45 CA:2050 ME:MA069 NJ: 59744

NYC-WTC_000124343

NYC 9/11 Public Portal Document

SCILAB
FULL SERVICE ENVIRONMENTAL LABORATORIES

Customer: ATC Associates

Workorder No. 0110-00134

Sample: 006 6: LOBBY SE B ELEV.
(Continued)

Parameter	Method	Results	Units	PQL	Analyst	Analysis Date	Qual
Barium	200.7, EPA 1987	0.014	mg/L	0.01	TDJ	10/22/01	
Cadmium	200.7, EPA 1987	ND	mg/L	0.004	TDJ	10/22/01	
Chloride	EPA 300.0	16.00	mg/L	0.15	SG	10/22/01	
Chromium	200.7, EPA 1987	ND	mg/L	0.006	TDJ	10/22/01	
Color	2120C SM 18TH, 1992	ND	Cu	5	SG	10/12/01	
Copper	200.7, EPA 1987	0.088	mg/L	0.005	TDJ	10/22/01	
Fluoride	4500-F-C SM 18TH, 1	0.48	mg/L	0.02	SMH	10/22/01	
Iron	200.7, EPA 1987	ND	mg/L	0.100	TDJ	10/22/01	
Lead, Furnace	EPA 200.9	ND	mg/L	0.003	TDJ	10/22/01	
Manganese	200.7, EPA 1987	0.012	mg/L	0.007	TDJ	10/22/01	
Mercury	245.1, EPA 1983	ND	mg/L	0.0002	CMC	10/19/01	
Nitrogen, Nitrate	352.1, EPA	1.9	mg/L	0.4	SG	10/22/01	
Nitrogen, Nitrite	4500-NO2-B SM 18TH	ND	mg/L	0.025	SG	10/12/01	
Odor	2150 SM 18TH, 1992	ND	ton	1	SMH	10/11/01	
Selenium, Furnace	EPA 200.9	ND	mg/L	0.005	TDJ	10/22/01	
Silver	200.7, EPA 1987	ND	mg/L	0.005	TDJ	10/22/01	
Sodium	200.7, EPA 1987	7.92	mg/L	2.0	TDJ	10/22/01	
Sulfate	EPA 300.0	1.96	mg/L	0.15	SMH	10/19/01	
Turbidity	2540D SM 18TH, 199	ND	NTU	1	DMR	10/11/01	
Zinc	200.7, EPA 1987	0.182	mg/L	0.03	TDJ	10/22/01	
Langlier Index							
pH	4500-H-B SM 18TH, 1	7.35	S.U.	0	SMH	10/16/01	
Alkalinity	2320B SM 18TH, 1992	19.7	mg/L	5	SMH	10/19/01	
Calcium	200.7, EPA 1987	7.13	mg/L	0.3	TDJ	10/22/01	
Temperature	2550B SM 18TH, 1992	2.4	C	0	SUB	10/10/01	
Total Dissolved Solids	2540C SM 18TH, 1992	25.0	mg/L	3	SMH	10/17/01	

Certifications: MA: MA069 NY:10982 CT: PH0119 RI:A45 CA:2050 ME:MA069 NJ: 59744

NYC-WTC_000124344

NYC 9/11 Public Portal Document

SCILAB
FULL SERVICE ENVIRONMENTAL LABORATORIES

Customer: ATC Associates

Workorder No. 0110-00134

To the best of my knowledge this report is true and accurate.

Authorized By:

John J. Sulkowski, Laboratory Director

NYC-WTC_000124345

NYC-WTC_000124346

NYC 9/11 Public Portal Document

CHAIN OF CUSTODY RECORD

WORK ORDER NO. 01.10.134

SCILAB

SCILAB BOSTON, INC.

8 School Street Weymouth, MA 02189-8951
781 337-9334 / FAX 781 337-7642

DUE DATE 10.22.01

COMPANY: AKC Associates Inc. for Cushman + Wakefield 99 Church St.
PHONE: 212 353-8280 FAX #: 212 353-8306
P.O.#:
CLIENT CONTACT: B. Salkeni
PROJECT #: LS-71108-0017

SAMPLE TYPE
1. WATER 6. WIPES
2. SOIL 7. AIR CASSETTE
3. SLUDGE 8. OTHER
4. OIL
5. CHIPS

CONTAINER TYPE
P - PLASTIC
G - GLASS
V - VOA

SCILAB SAMPLE #	CLIENT SAMPLE IDENTIFICATION	SAMPLE TYPE	CONTAINER SIZE	CONTAINER TYPE	CONTAINER #	SAMPLING INFORMATION DATE	TIME	TECH	PRESERVATIVES	SAMPLE pH at Login
1	① 6th Fl SE Fountain	1		P	4	10/10/01		BMC	HNO3 Cool	7
2	② 5th NE Fountain	1		P	4	↓		↓	↓	7
3	③ 4th SW Mens Rm	1		P	4					7
4	④ 3rd NW Fountain	1		P	4					7
5	⑤ 2nd NW Womens Rm	1		P	4					7
6	⑥ Lobby SE Below	1		P	4	↓		↓	↓	7

See attached

REPORT PACKAGES
- MWRA ☐
- MA DEP ☐
- RDR ☐
- ASP A ☐
- ASP B ☐
- QC LEVEL 1 ☐
- QC LEVEL 2 ☐

SAMPLED BY: Brian M. Lee	DATE: 10/10/01	RECEIVED BY: [signature]	DATE: 10/11/01	Temperature upon receipt: 16°C
	TIME:		TIME: 9:30	
RELINQUISHED BY:	DATE:	RECEIVED BY	DATE:	SPECIAL INSTRUCTIONS
	TIME:		TIME:	☐ 24 HOUR TAT ☐ 5 Day TAT
RELINQUISHED BY:	DATE:	RECEIVED BY	DATE:	☐ 48 HOUR TAT ☐ 7 DAY TAT
	TIME:		TIME:	☐ 72 HOUR TAT ☐ 10 DAY TAT

Shade areas for laboratory use only.
Gold copy - Originator Retains
Pink copy - Shipper Retains

Submit White and Yellow copies to the laboratory.

NYC-WTC_000124347

OCT 15 2001 21:52

NYC 9/11 Public Portal Document

SciLab Job #: **101101404**
Client Name: SCILAB BOSTON, INC.

Table I
Summary of Transmission Electron Microscopy (TEM) Results for Asbestos (water)
ATC-NYC

SciLab Sample No.	Client Sample No./Location	Water Filtered (liters)	Structures Detected* (total)	Structures Detected* (>10 μm)	Analytical Sensitivity (MF/L)	Asbestos Conc (total) (MF/L)	Asbestos Conc (>10 μm) (MF/L)	Asbestos Type
01	0110-134-1	0.02	1	NSD	0.18	0.18	<0.18	chrysotile
02	0110-134-2	0.02	NSD	NSD	0.18	<0.18	<0.18	----
03	0110-134-3	0.02	NSD	NSD	0.18	<0.18	<0.18	----
04	0110-134-4	0.02	NSD	NSD	0.18	<0.18	<0.18	----
05	0110-134-5	0.02	NSD	NSD	0.18	<0.18	<0.18	----
06	0110-134-6	0.02	NSD	NSD	0.18	<0.18	<0.18	----

*fiber criteria (>0.5 microns, 5:1 aspect ratio); NAD/NSD = no asbestos detected, NA = not analyzed, MF/L = million fibers per liter.
NOTE: Drinking water analysis by EPA-600/4-83-043 (100.1), waste water by EPA-600/4-80-005. Analytical sensitivity calculated as though 1 fiber had been detected on the TEM GRID area analyzed. Samples are refrigerated upon receipt when necessary and filtered within four hours.

Reviewed By: _____; Analyzed By: _____ Date: 10/13/01
Tim Wilhelm

804 763 1800

PAGE.02

NYC-WTC_000124348
OCT 15 2001 21:52
NYC 9/11 Public Document

SCI-VA

CHAIN OF CUSTODY RECORD

WORK ORDER NO. -101101404

SCILAB BOSTON, INC.

8 School Street Weymouth, MA 02189-8951
781 337-9334 / FAX 781 337-7642

DUE DATE 11/18/01

COMPANY: SCILAB Boston Above

PHONE: ( ) FAX #: ( )

P.O.#:

CLIENT CONTACT: MARK PORTA

PROJECT #: ATC-NYC

SAMPLE TYPE
1. WATER 6. WIPES
2. SOIL 7. AIR CASSETTE
3. SLUDGE 8. OTHER
4. OIL
5. CHIPS

CONTAINER TYPE
P - PLASTIC
G - GLASS
V - VOA

SCILAB SAMPLE #	CLIENT SAMPLE IDENTIFICATION	SAMPLE TYPE	CONTAINER SIZE	CONTAINER TYPE	CONTAINER #	SAMPLING INFORMATION DATE	SAMPLING INFORMATION TIME	SAMPLING INFORMATION TECH	PRESERVATIVES	ASBESTOS	SAMPLE pH at Login
	0110-134.1	D.W.	1L	P	1	10/10/01	pm	client	chill	X	
	.2									X	
	.3									X	
	.4									X	
	.5									X	
	.6									X	

RECEIVED
OCT 12 2001
SCIENTIFIC LABS

REPORT PACKAGES
- MWRA ☐
- MA DEP ☐
- RDR ☐
- ASP A ☐
- ASP B ☐
- QC LEVEL 1 ☐
- QC LEVEL 2 ☐

SAMPLED BY	DATE:	RECEIVED BY	DATE:	Temperature upon receipt
	TIME:		TIME:	
RELINQUISHED BY:	DATE: 10/11/01	RECEIVED BY	DATE:	SPECIAL INSTRUCTIONS
	TIME: 12:30		TIME:	☐ 24 HOUR TAT ☒ 5 Day TAT
RELINQUISHED BY:	DATE:	RECEIVED BY	DATE:	☐ 48 HOUR TAT ☐ 7 DAY TAT
	TIME:		TIME:	☐ 72 HOUR TAT ☐ 10 DAY TAT

Shade areas for laboratory use only.
Gold copy - Originator Retains
Pink copy - Shipper Retains

Submit White and Yellow copies to the laboratory.

804 763 1800
TOTAL P.03
PAGE.03

NYC 9/11 Public Portal Document

SCILAB
FULL SERVICE ENVIRONMENTAL LABORATORIES

Eight School Street
Weymouth, MA 02189
781-337-9334

Laboratory Report

Report Date 11/7/01
Workorder No. 0110-00372

Customer: ATC Associates
104 East 25th Street
New York, NY 10010

Attention: Mr. Ben Sellemi
Subject: 99 CHURCH ST: INORG + PHYSICAL

Sample: **001 7 BL LEVEL CAFE SINK REG**
Date: **10/26/01**
Matrix: **WATER**

Parameter	Method	Results	Units	PQL	Analyst	Analysis Date	Qual
Arsenic	200.7, EPA 1987	ND	mg/L	0.050	TDJ	11/07/01	
Asbestos		Attached			SUB	11/01/01	
Barium	200.7, EPA 1987	0.0173	mg/L	0.01	TDJ	11/07/01	
Cadmium	200.7, EPA 1987	ND	mg/L	0.004	TDJ	11/07/01	
Chloride	EPA 300.0	16.00	mg/L	0.15	SG	11/07/01	
Chromium	200.7, EPA 1987	ND	mg/L	0.006	TDJ	11/07/01	
Color	2120C SM 18TH, 1992	8	Cu	5	SMH	10/30/01	
Copper	200.7, EPA 1987	0.0882	mg/L	0.005	TDJ	11/07/01	
Fluoride	4500-F-C SM 18TH, 1	0.59	mg/L	0.02	SMH	11/06/01	
Iron	200.7, EPA 1987	ND	mg/L	0.100	TDJ	11/07/01	
Lead, Furnace	EPA 200.9	ND	mg/L	0.003	TDJ	11/06/01	
Manganese	200.7, EPA 1987	0.0321	mg/L	0.007	TDJ	11/07/01	
Mercury	245.1, EPA 1983	ND	mg/L	0.0002	CMC	11/05/01	
Nitrogen, Nitrate	352.1, EPA	0.6	mg/L	0.4	SG	10/30/01	
Nitrogen, Nitrite	4500-NO2-B SM 18TH	ND	mg/L	0.025	SG	10/30/01	
Odor	2150 SM 18TH, 1992	ND	ton	1	SMH	10/30/01	
Selenium, Furnace	EPA 200.9	ND	mg/L	0.005	TDJ	11/07/01	
Silver	200.7, EPA 1987	ND	mg/L	0.005	TDJ	11/07/01	
Sodium	200.7, EPA 1987	7.79	mg/L	2.0	TDJ	11/07/01	
Sulfate	EPA 300.0	7.46	mg/L	0.15	SMH	11/02/01	
Turbidity	2540D SM 18TH, 199	ND	NTU	1	SMH	10/30/01	
Zinc	200.7, EPA 1987	ND	mg/L	0.03	TDJ	11/07/01	
Langlier Index							
pH	4500-H-B SM 18TH, 1	7.14	S.U.	0	SMH	10/30/01	
Alkalinity	2320B SM 18TH, 1992	18.72	mg/L	5	SMH	11/06/01	
Calcium	200.7, EPA 1987	8.99	mg/L	0.3	TDJ	11/07/01	
Total Dissolved Solids	2540C SM 18TH, 1992	65	mg/L	3	SMH	11/05/01	
Temperature	2550B SM 18TH, 1992	3.8	C		SMH	11/02/01	

Certifications: MA: MA069 NY:10982 CT: PH0119 RI:A45 CA:2050 ME:MA069 NJ: 59744

NYC-WTC_000124349

NYC 9/11 Public Portal Document

SCILAB
FULL SERVICE ENVIRONMENTAL LABORATORIES

Customer: ATC Associates

Workorder No. 0110-00372

Sample: 002 8 11TH KITCHENETTE - NW
Date: 10/26/01
Matrix: WATER

Parameter	Method	Results	Units	PQL	Analyst	Analysis Date	Qual
Arsenic	200.7, EPA 1987	ND	mg/L	0.050	TDJ	11/07/01	
Asbestos		Attached			SUB	11/01/01	
Barium	200.7, EPA 1987	0.0184	mg/L	0.01	TDJ	11/07/01	
Cadmium	200.7, EPA 1987	ND	mg/L	0.004	TDJ	11/07/01	
Chloride	EPA 300.0	17.99	mg/L	0.15	SG	11/07/01	
Chromium	200.7, EPA 1987	ND	mg/L	0.006	TDJ	11/07/01	
Color	2120C SM 18TH, 1992	7	Cu	5	SMH	10/30/01	
Copper	200.7, EPA 1987	0.0727	mg/L	0.005	TDJ	11/07/01	
Fluoride	4500-F-C SM 18TH, 1	0.60	mg/L	0.02	SMH	11/06/01	
Iron	200.7, EPA 1987	ND	mg/L	0.100	TDJ	11/07/01	
Lead, Furnace	EPA 200.9	ND	mg/L	0.003	TDJ	11/06/01	
Manganese	200.7, EPA 1987	0.0221	mg/L	0.007	TDJ	11/07/01	
Mercury	245.1, EPA 1983	ND	mg/L	0.0002	CMC	11/05/01	
Nitrogen, Nitrate	352.1, EPA	0.6	mg/L	0.4	SG	10/30/01	
Nitrogen, Nitrite	4500-NO2-B SM 18TH	ND	mg/L	0.025	SG	10/30/01	
Odor	2150 SM 18TH, 1992	ND	ton	1	SMH	10/30/01	
Selenium, Furnace	EPA 200.9	ND	mg/L	0.005	TDJ	11/07/01	
Silver	200.7, EPA 1987	ND	mg/L	0.005	TDJ	11/07/01	
Sodium	200.7, EPA 1987	8.39	mg/L	2.0	TDJ	11/07/01	
Sulfate	EPA 300.0	7.67	mg/L	0.15	SMH	11/02/01	
Turbidity	2540D SM 18TH, 199	ND	NTU	1	SMH	10/30/01	
Zinc	200.7, EPA 1987	ND	mg/L	0.03	TDJ	11/07/01	
Langlier Index							
pH	4500-H-B SM 18TH, 1	7.00	S.U.	0	SMH	10/30/01	
Alkalinity	2320B SM 18TH, 1992	20.69	mg/L	5	SMH	11/06/01	
Calcium	200.7, EPA 1987	9.08	mg/L	0.3	TDJ	11/07/01	
Total Dissolved Solids	2540C SM 18TH, 1992	65	mg/L	3	SMH	11/05/01	
Temperature	2550B SM 18TH, 1992	3.8	C		SMH	11/02/01	

Sample: 003 9 10TH WOMENS RM SE

Certifications: MA: MA069 NY:10982 CT: PH0119 RI:A45 CA:2050 ME:MA069 NJ: 59744

NYC-WTC_000124350

NYC 9/11 Public Portal Document

SCILAB
FULL SERVICE ENVIRONMENTAL LABORATORIES

Customer: ATC Associates

Workorder No. 0110-00372

Sample: 003 9 10TH WOMENS RM SE
(Continued)

Date: 10/26/01
Matrix: WATER

Parameter	Method	Results	Units	PQL	Analyst	Analysis Date	Qual
Arsenic	200.7, EPA 1987	ND	mg/L	0.050	TDJ	11/07/01	
Asbestos		Attached			SUB	11/01/01	
Barium	200.7, EPA 1987	0.0173	mg/L	0.01	TDJ	11/07/01	
Cadmium	200.7, EPA 1987	ND	mg/L	0.004	TDJ	11/07/01	
Chloride	EPA 300.0	17.99	mg/L	0.15	SG	11/07/01	
Chromium	200.7, EPA 1987	ND	mg/L	0.006	TDJ	11/07/01	
Color	2120C SM 18TH, 1992	10	Cu	5	SMH	10/30/01	
Copper	200.7, EPA 1987	0.116	mg/L	0.005	TDJ	11/07/01	
Fluoride	4500-F-C SM 18TH, 1	0.60	mg/L	0.02	SMH	11/06/01	
Iron	200.7, EPA 1987	ND	mg/L	0.100	TDJ	11/07/01	
Lead, Furnace	EPA 200.9	0.015	mg/L	0.003	TDJ	11/07/01	
Manganese	200.7, EPA 1987	0.0423	mg/L	0.007	TDJ	11/07/01	
Mercury	245.1, EPA 1983	ND	mg/L	0.0002	CMC	11/05/01	
Nitrogen, Nitrate	352.1, EPA	ND	mg/L	0.4	SG	10/30/01	
Nitrogen, Nitrite	4500-NO2-B SM 18TH	ND	mg/L	0.025	SG	10/30/01	
Odor	2150 SM 18TH, 1992	ND	ton	1	SMH	10/30/01	
Selenium, Furnace	EPA 200.9	ND	mg/L	0.005	TDJ	11/07/01	
Silver	200.7, EPA 1987	ND	mg/L	0.005	TDJ	11/07/01	
Sodium	200.7, EPA 1987	8.13	mg/L	2.0	TDJ	11/07/01	
Sulfate	EPA 300.0	7.88	mg/L	0.15	SMH	11/02/01	
Turbidity	2540D SM 18TH, 199	ND	NTU	1	SMH	10/30/01	
Zinc	200.7, EPA 1987	ND	mg/L	0.03	TDJ	11/07/01	
Langlier Index							
pH	4500-H-B SM 18TH, 1	7.15	S.U.	0	SMH	10/30/01	
Alkalinity	2320B SM 18TH, 1992	19.7	mg/L	5	SMH	11/06/01	
Calcium	200.7, EPA 1987	9.34	mg/L	0.3	TDJ	11/07/01	
Total Dissolved Solids	2540C SM 18TH, 1992	67	mg/L	3	SMH	11/05/01	
Temperature	2550B SM 18TH, 1992	3.8	C		SMH	11/02/01	

Sample: 004 10 9TH NE KITCHENETTE
Date: 10/26/01
Matrix: WATER

Certifications: MA: MA069 NY:10982 CT: PH0119 RI:A45 CA:2050 ME:MA069 NJ: 59744

NYC-WTC_000124351

NYC 9/11 Public Portal Document

SCILAB
FULL SERVICE ENVIRONMENTAL LABORATORIES

Customer: ATC Associates

Workorder No. 0110-00372

Sample: 004 10 9TH NE KITCHENETTE
(Continued)

Parameter	Method	Results	Units	PQL	Analyst	Analysis Date	Qual
Arsenic	200.7, EPA 1987	ND	mg/L	0.050	TDJ	11/07/01	
Asbestos		Attached			SUB	11/01/01	
Barium	200.7, EPA 1987	0.0173	mg/L	0.01	TDJ	11/07/01	
Cadmium	200.7, EPA 1987	ND	mg/L	0.004	TDJ	11/07/01	
Chloride	EPA 300.0	17.49	mg/L	0.15	SG	11/07/01	
Chromium	200.7, EPA 1987	ND	mg/L	0.006	TDJ	11/07/01	
Color	2120C SM 18TH, 1992	9	Cu	5	SMH	10/30/01	
Copper	200.7, EPA 1987	0.206	mg/L	0.005	TDJ	11/07/01	
Fluoride	4500-F-C SM 18TH, 1	0.59	mg/L	0.02	SMH	11/06/01	
Iron	200.7, EPA 1987	ND	mg/L	0.100	TDJ	11/07/01	
Lead, Furnace	EPA 200.9	ND	mg/L	0.003	TDJ	11/06/01	
Manganese	200.7, EPA 1987	0.0180	mg/L	0.007	TDJ	11/07/01	
Mercury	245.1, EPA 1983	ND	mg/L	0.0002	CMC	11/05/01	
Nitrogen, Nitrate	352.1, EPA	ND	mg/L	0.4	SG	10/30/01	
Nitrogen, Nitrite	4500-NO2-B SM 18TH	ND	mg/L	0.025	SG	10/30/01	
Odor	2150 SM 18TH, 1992	ND	ton	1	SMH	10/30/01	
Selenium, Furnace	EPA 200.9	ND	mg/L	0.005	TDJ	11/07/01	
Silver	200.7, EPA 1987	ND	mg/L	0.005	TDJ	11/07/01	
Sodium	200.7, EPA 1987	8.41	mg/L	2.0	TDJ	11/07/01	
Sulfate	EPA 300.0	14.71	mg/L	0.15	SMH	11/02/01	
Turbidity	2540D SM 18TH, 199	ND	NTU	1	SMH	10/30/01	
Zinc	200.7, EPA 1987	ND	mg/L	0.03	TDJ	11/07/01	
Langlier Index							
pH	4500-H-B SM 18TH, 1	7.10	S.U.	0	SMH	10/30/01	
Alkalinity	2320B SM 18TH, 1992	21.67	mg/L	5	SMH	11/06/01	
Calcium	200.7, EPA 1987	9.66	mg/L	0.3	TDJ	11/07/01	
Total Dissolved Solids	2540C SM 18TH, 1992	71	mg/L	3	SMH	11/05/01	
Temperature	2550B SM 18TH, 1992	3.8	C		SMH	11/02/01	

Sample: 005 11 8TH SW FOUNTAIN
Date: 10/26/01
Matrix: WATER

Parameter	Method	Results	Units	PQL	Analyst	Analysis Date	Qual
Arsenic	200.7, EPA 1987	ND	mg/L	0.050	TDJ	11/07/01	

Certifications: MA: MA069 NY:10982 CT: PH0119 RI:A45 CA:2050 ME:MA069 NJ: 59744

NYC-WTC_000124352

NYC 9/11 Public Portal Document

SCILAB
FULL SERVICE ENVIRONMENTAL LABORATORIES

Customer: ATC Associates

Workorder No. 0110-00372

Sample: 005 11 8TH SW FOUNTAIN
(Continued)

Parameter	Method	Results	Units	PQL	Analyst	Analysis Date	Qual
Asbestos		Attached			SUB	11/01/01	
Barium	200.7, EPA 1987	0.0173	mg/L	0.01	TDJ	11/07/01	
Cadmium	200.7, EPA 1987	ND	mg/L	0.004	TDJ	11/07/01	
Chloride	EPA 300.0	20.99	mg/L	0.15	SG	11/07/01	
Chromium	200.7, EPA 1987	ND	mg/L	0.006	TDJ	11/07/01	
Color	2120C SM 18TH, 1992	ND	Cu	5	SMH	10/30/01	
Copper	200.7, EPA 1987	0.463	mg/L	0.005	TDJ	11/07/01	
Fluoride	4500-F-C SM 18TH, 1	0.59	mg/L	0.02	SMH	11/06/01	
Iron	200.7, EPA 1987	ND	mg/L	0.100	TDJ	11/07/01	
Lead, Furnace	EPA 200.9	ND	mg/L	0.003	TDJ	11/06/01	
Manganese	200.7, EPA 1987	0.0083	mg/L	0.007	TDJ	11/07/01	
Mercury	245.1, EPA 1983	ND	mg/L	0.0002	CMC	11/05/01	
Nitrogen, Nitrate	352.1, EPA	0.5	mg/L	0.4	SG	10/30/01	
Nitrogen, Nitrite	4500-NO2-B SM 18TH	ND	mg/L	0.025	SG	10/30/01	
Odor	2150 SM 18TH, 1992	ND	ton	1	SMH	10/30/01	
Selenium, Furnace	EPA 200.9	ND	mg/L	0.005	TDJ	11/07/01	
Silver	200.7, EPA 1987	ND	mg/L	0.005	TDJ	11/07/01	
Sodium	200.7, EPA 1987	8.35	mg/L	2.0	TDJ	11/07/01	
Sulfate	EPA 300.0	1.37	mg/L	0.15	SMH	11/02/01	
Turbidity	2540D SM 18TH, 199	ND	NTU	1	SMH	10/30/01	
Zinc	200.7, EPA 1987	0.0782	mg/L	0.03	TDJ	11/07/01	
Langlier Index							
pH	4500-H-B SM 18TH, 1	7.05	S.U.	0	SMH	10/30/01	
Alkalinity	2320B SM 18TH, 1992	21.67	mg/L	5	SMH	11/06/01	
Calcium	200.7, EPA 1987	10.08	mg/L	0.3	TDJ	11/07/01	
Total Dissolved Solids	2540C SM 18TH, 1992	50	mg/L	3	SMH	11/05/01	
Temperature	2550B SM 18TH, 1992	3.8	C		SMH	11/02/01	

Sample: 006 12 7TH NW FOUNTAIN
Date: 10/26/01
Matrix: WATER

Parameter	Method	Results	Units	PQL	Analyst	Analysis Date	Qual
Arsenic	200.7, EPA 1987	ND	mg/L	0.050	TDJ	11/07/01	
Asbestos		Attached			SUB	11/01/01	

Certifications: MA: MA069 NY:10982 CT: PH0119 RI:A45 CA:2050 ME:MA069 NJ: 59744

NYC-WTC_000124353

NYC 9/11 Public Portal Document

SCILAB
FULL SERVICE ENVIRONMENTAL LABORATORIES

Customer: ATC Associates

Workorder No. 0110-00372

Sample: 006 12 7TH NW FOUNTAIN
(Continued)

Parameter	Method	Results	Units	PQL	Analyst	Analysis Date	Qual
Barium	200.7, EPA 1987	0.0258	mg/L	0.01	TDJ	11/07/01	
Cadmium	200.7, EPA 1987	ND	mg/L	0.004	TDJ	11/07/01	
Chloride	EPA 300.0	20.99	mg/L	0.15	SG	11/07/01	
Chromium	200.7, EPA 1987	ND	mg/L	0.006	TDJ	11/07/01	
Color	2120C SM 18TH, 1992	ND	Cu	5	SMH	10/30/01	
Copper	200.7, EPA 1987	0.180	mg/L	0.005	TDJ	11/07/01	
Fluoride	4500-F-C SM 18TH, 1	0.60	mg/L	0.02	SMH	11/06/01	
Iron	200.7, EPA 1987	ND	mg/L	0.100	TDJ	11/07/01	
Lead, Furnace	EPA 200.9	ND	mg/L	0.003	TDJ	11/06/01	
Manganese	200.7, EPA 1987	0.0077	mg/L	0.007	TDJ	11/07/01	
Mercury	245.1, EPA 1983	ND	mg/L	0.0002	CMC	11/05/01	
Nitrogen, Nitrate	352.1, EPA	0.8	mg/L	0.4	SG	10/30/01	
Nitrogen, Nitrite	4500-NO2-B SM 18TH	ND	mg/L	0.025	SG	10/30/01	
Odor	2150 SM 18TH, 1992	ND	ton	1	SMH	10/30/01	
Selenium, Furnace	EPA 200.9	ND	mg/L	0.005	TDJ	11/07/01	
Silver	200.7, EPA 1987	ND	mg/L	0.005	TDJ	11/07/01	
Sodium	200.7, EPA 1987	8.42	mg/L	2.0	TDJ	11/07/01	
Sulfate	EPA 300.0	1.26	mg/L	0.15	SMH	11/02/01	
Turbidity	2540D SM 18TH, 199	ND	NTU	1	SMH	10/30/01	
Zinc	200.7, EPA 1987	0.0878	mg/L	0.03	TDJ	11/07/01	
Langlier Index							
pH	4500-H-B SM 18TH, 1	7.29	S.U.	0	SMH	10/30/01	
Alkalinity	2320B SM 18TH, 1992	24.63	mg/L	5	SMH	11/06/01	
Calcium	200.7, EPA 1987	9.61	mg/L	0.3	TDJ	11/07/01	
Total Dissolved Solids	2540C SM 18TH, 1992	61	mg/L	3	SMH	11/05/01	
Temperature	2550B SM 18TH, 1992	3.8	C		SMH	11/02/01	

Certifications: MA: MA069 NY:10982 CT: PH0119 RI:A45 CA:2050 ME:MA069 NJ: 59744

NYC-WTC_000124354

NYC 9/11 Public Portal Document

SCILAB
FULL SERVICE ENVIRONMENTAL LABORATORIES

Customer: ATC Associates

Workorder No. 0110-00372

To the best of my knowledge this report is true and accurate.

Authorized By:

John J. Sulkowski, Laboratory Director

NYC-WTC_000124355

NYC-WTC_000124356

NYC 9/11 Public Portal Document

CHAIN OF CUSTODY RECORD

WORK ORDER NO. 0110-372

SCILAB

SCILAB BOSTON, INC.

8 School Street Weymouth, MA 02189-8951
781 337-9334 / FAX 781 337-7642

DUE DATE ~~11-2-01~~ 11/7/01

COMPANY: AKC Associates
104 East 25th St.

PHONE: ( ) 212-353-8285 FAX #: ( ) 212-353-8306
P.O.#:
CLIENT CONTACT: B. Sallemi
PROJECT #: 99 Church St. (71108.0017)

SAMPLE TYPE
1. WATER 6. WIPES
2. SOIL 7. AIR CASSETTE
3. SLUDGE 8. OTHER
4. OIL
5. CHIPS

CONTAINER TYPE
P - PLASTIC
G - GLASS
V - VOA

SCILAB SAMPLE #	CLIENT SAMPLE IDENTIFICATION	SAMPLE TYPE	CONTAINER SIZE	CONTAINER TYPE	CONTAINER #	SAMPLING INFORMATION DATE	SAMPLING INFORMATION TIME	SAMPLING INFORMATION TECH	PRESERVATIVES (see attached)	SAMPLE pH at Login
1	(7) B1 level cafe sink Reg.	1		P	4	10/26		BMD	X	7/2
2	(8) 11th: Kitchenette - NW	1		P	4				X	
3	(9) 10th: Womens RmS	1		P	4				X	
4	(10) 9th: NE: Kitchenette	1		P	4				X	
5	(11) 8th: SW fountain	1		P	4				X	
6	(12) 7th: NW fountain	1		P	4				X	

REPORT PACKAGES
- MWRA ☐
- MA DEP ☐
- RDR ☐
- ASP A ☐
- ASP B ☐
- QC LEVEL 1 ☐
- QC LEVEL 2 ☐

SAMPLED BY: B. Sallemi	DATE: 10/26/01	RECEIVED BY: Cam Lacosa	DATE: 10/29/01	Temperature upon receipt 16.0°C
	TIME: noon		TIME: 1100	
RELINQUISHED BY:	DATE:	RECEIVED BY	DATE:	
	TIME:		TIME:	
RELINQUISHED BY:	DATE:	RECEIVED BY	DATE:	
	TIME:		TIME:	

SPECIAL INSTRUCTIONS

- ☐ 24 HOUR TAT
- ☐ 5 Day TAT
- ☐ 48 HOUR TAT
- ☒ 7 DAY TAT
- ☐ 72 HOUR TAT
- ☐ 10 DAY TAT

Shade areas for laboratory use only.
Gold copy - Originator Retains
Pink copy - Shipper Retains

Submit White and Yellow copies to the laboratory.

SciLab Job #: 101101891
Client Name: SCILAB BOSTON, INC.

Table I
Summary of Transmission Electron Microscopy (TEM) Results for Asbestos (water)
IS-71108.0017; (99 Church St.)

SciLab Sample No.	Client Sample No./Location	Water Filtered (liters)	Structures Detected* (total)	Structures Detected* (>10 μm)	Analytical Sensitivity (MF/L)	Asbestos Conc (total) (MF/L)	Asbestos Conc (>10 μm) (MF/L)	Asbestos Type
01	0110-372-1	0.02	NSD	NSD	0.18	<0.18	<0.18	----
02	0110-372-2	0.02	NSD	NSD	0.18	<0.18	<0.18	----
03	0110-372-3	0.02	NSD	NSD	0.18	<0.18	<0.18	----
04	0110-372-4	0.02	NSD	NSD	0.18	<0.18	<0.18	----
05	0110-372-5	0.02	NSD	NSD	0.18	<0.18	<0.18	----
06	0110-372-6	0.02	NSD	NSD	0.18	<0.18	<0.18	----

*fiber criteria (•0.5 microns, 5:1 aspect ratio); NAD/NSD = no asbestos detected, NA = not analyzed, MF/L = million fibers per liter.
NOTE: Drinking water analysis by EPA-600/4-83-043 (100.1), waste water by EPA-600/4-80-005. Analytical sensitivity calculated as though 1 fiber had been detected on the TEM GRID area analyzed. Samples are refrigerated upon receipt when necessary and filtered within four hours.

Reviewed By: _____; Analyzed By: _____ Date: 11/1/01
Brian Keith

NYC 9/11 Public Portal Document

SCILAB
FULL SERVICE ENVIRONMENTAL LABORATORIES

SCIENTIFIC LABORATORIES, INC.
13635 GENITO ROAD
MIDLOTHIAN, VA 23112
TEL: (804) 763-1200 • FAX: (804) 763-1800

November 1, 2001

SCILAB BOSTON, INC.
Attn: Mark Porta
8 School St.
Weymouth, MA 02189

RE: SCILAB BOSTON, INC.
Job Number 101101891
P.O. # IS-71108.0017
IS-71108.0017; (99 Church St.)

Dear Mark Porta:

Enclosed are the results for TEM asbestos analysis of the following SCILAB BOSTON, INC. samples received at SCILAB on Tuesday, October 30, 2001, for a 14 day turnaround:

0110-372-1, 0110-372-2, 0110-372-3, 0110-372-4, 0110-372-5, 0110-372-6

The 6 samples were filtered and prepared according to Water analysis under the EPA-600/4-83-043 "Analytical Method for Determination of Asbestos Fibers in Water" (1983) with any method departures noted in the Table 1 footnote. Scientific Laboratories, Inc. uses the "Grid Square" method of counting and the concentration is calculated in millions of fibers per liter (MFL).

Table I represents a summary of all pertinent information used for the calculations. Included are the size of each structure counted, concentration, structure concentration greater than 10 microns in length, type of asbestiform material detected and the analytical sensitivity, which represents the concentration by the detection of one fiber in the TEM fiber count. Appendix "A" contains copies of the Fiber Count Sheets, showing the raw data for examination. These data sheets contain information for fiber length/width, fiber type, structure morphology and pertinent information on EDS, SAED and photography.

This report relates ONLY to the sample analysis expressed as millions of fibers per liter (MFL). SciLab assumes no responsibility for customer supplied data such as "sample location" or "the condition of the water sample before arriving at SciLab". This report must not be used to claim product endorsement by SciLab, NVLAP, ELAP or any agency of the U. S. Government. The National Institute of Standards and Technology Accreditation requirements, mandates that this report must not be reproduced, except in full without the approval of the laboratory.

SciLab appreciates this opportunity to serve your organization. Please contact us for any further assistance or questions.

Sincerely,

Georgie Stacy
Operations Manager

NYC-WTC_000124358

NYC-WTC_000124359

NYC 9/11 Public Portal Document

SciLab Job #: **101101891**
Client Name: SCILAB BOSTON, INC.

Table I
Summary of Transmission Electron Microscopy (TEM) Results for Asbestos (water)
IS-71108.0017; (99 Church St.)

SciLab Sample No.	Client Sample No./Location	Water Filtered (liters)	Structures Detected* (total)	Structures Detected* (>10 μm)	Analytical Sensitivity (MF/L)	Asbestos Conc (total) (MF/L)	Asbestos Conc (>10 μm) (MF/L)	Asbestos Type
01	0110-372-1	0.02	NSD	NSD	0.18	<0.18	<0.18	-----
02	0110-372-2	0.02	NSD	NSD	0.18	<0.18	<0.18	-----
03	0110-372-3	0.02	NSD	NSD	0.18	<0.18	<0.18	-----
04	0110-372-4	0.02	NSD	NSD	0.18	<0.18	<0.18	-----
05	0110-372-5	0.02	NSD	NSD	0.18	<0.18	<0.18	-----
06	0110-372-6	0.02	NSD	NSD	0.18	<0.18	<0.18	----

*fiber criteria (•0.5 microns, 5:1 aspect ratio); NAD/NSD = no asbestos detected, NA = not analyzed, MF/L = million fibers per liter.
NOTE: Drinking water analysis by EPA-600/4-83-043 (100.1), waste water by EPA-600/4-80-005. Analytical sensitivity calculated as though 1 fiber had been detected on the TEM GRID area analyzed. Samples are refrigerated upon receipt when necessary and filtered within four hours.

Reviewed By: _____; Analyzed By: _____ Date: 11/1/01
Brian ~~Keith~~

NYC 9/11 Public Portal Document

TEM Asbestos (water) Count Sheet

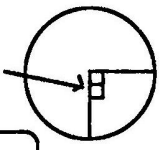

Client Name: SCILAB BOSTON, INC.
Job #: 101101891
Lab Sample #: 01
Client Sample #: 0110-372-1
Received: 10/30/2001 11:55:14
Date Analyzed: 11/01/2001
Scope #: 2

Volume (liters): 0.02
Filter Type / Filter Area: PC 214 mm2
Grid Opening Size: 0.01003
Area Examined: 0.06018 mm2
Magnification: 20,000
Accelerating Voltage: 100 KeV

Analysis Performed by: Brian Keith

Location	Grid Opening	Fiber	Length µM	Width µM	Fiber Type	Morphology	EDS	Orient.	SAED	Photo
C8-C4/4	1	NSD							☐	
C8-E4/4	2	NSD							☐	
C8-F4/4	3	NSD							☐	
C8-G4/4	4	NSD							☐	
C7-C4/4	5	NSD							☐	
C7-E4/4	6	NSD							☐	

NSD: No Asbestos Structures Detected

Comments:

		Concentration (million fibers/liter)	Grid Evaluation
Total Grid Openings:	6		☒ Grid Openings Covered > 50%
Chrysotile Asbestos Structures:	0	<0.178	☒ Intact Grid Opening > 50%
Amphibole Asbestos Structures:	0	<0.178	☒ Undissolved Filter < 10%
Asbestos Structures >=10 microns:	0	<0.178	☒ Folded Replica < 50%
Total Asbestos Structures:	0	<0.178	☒ Filter Loading < 25%
Analytical Sensitivity:		0.178	☒ Particulate Even

NYC 9/11 Public Portal Document

TEM Asbestos (water) Count Sheet

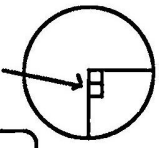

Client Name: SCILAB BOSTON, INC.
Job #: 101101891
Lab Sample #: 02
Client Sample #: 0110-372-2
Received: 10/30/2001 11:55:14
Date Analyzed: 11/01/2001
Scope #: 2

Volume (liters): 0.02
Filter Type / Filter Area: PC 214 mm2
Grid Opening Size: 0.01003
Area Examined: 0.06018 mm2
Magnification: 20,000
Accelerating Voltage: 100 KeV

Analysis Performed by: Brian Keith

Location	Grid Opening	Fiber	Length µM	Width µM	Fiber Type	Morphology	EDS	Orient.	SAED	Photo
C9-B4/4	1	NSD							☐	
C9-C4/4	2	NSD							☐	
C9-E4/4	3	NSD							☐	
C9-F4/4	4	NSD							☐	
C9-G4/4	5	NSD							☐	
C10-C6/1	6	NSD							☐	

NSD: No Asbestos Structures Detected

Comments:

		Concentration (million fibers/liter)	Grid Evaluation
Total Grid Openings:	6		☒ Grid Openings Covered > 50%
Chrysotile Asbestos Structures:	0	<0.178	☒ Intact Grid Opening > 50%
Amphibole Asbestos Structures:	0	<0.178	☒ Undissolved Filter < 10%
Asbestos Structures >=10 microns:	0	<0.178	☒ Folded Replica < 50%
Total Asbestos Structures:	0	<0.178	☒ Filter Loading < 25%
Analytical Sensitivity:		0.178	☒ Particulate Even

NYC 9/11 Public Portal Document

TEM Asbestos (water) Count Sheet

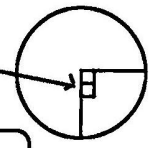

Client Name: SCILAB BOSTON, INC.
Job #: 101101891
Lab Sample #: 03
Client Sample #: 0110-372-3
Received: 10/30/2001 11:55:14
Date Analyzed: 11/01/2001
Scope #: 2

Volume (liters): 0.02
Filter Type / Filter Area: PC 214 mm2
Grid Opening Size: 0.01003
Area Examined: 0.06018 mm2
Magnification: 20,000
Accelerating Voltage: 100 KeV

Analysis Performed by: Brian Keith

Location	Grid Opening	Fiber	Length µM	Width µM	Fiber Type	Morphology	EDS	Orient.	SAED	Photo
D7-C4/4	1	NSD							☐	
D7-E4/4	2	NSD							☐	
D7-F4/4	3	NSD							☐	
D6-C4/4	4	NSD							☐	
D6-E4/4	5	NSD							☐	
D6-F4/4	6	NSD							☐	

NSD: No Asbestos Structures Detected

Comments:

		Concentration (million fibers/liter)
Total Grid Openings:	6	
Chrysotile Asbestos Structures:	0	<0.178
Amphibole Asbestos Structures:	0	<0.178
Asbestos Structures >=10 microns:	0	<0.178
Total Asbestos Structures:	0	<0.178
Analytical Sensitivity:		0.178

Grid Evaluation
- ☒ Grid Openings Covered > 50%
- ☒ Intact Grid Opening > 50%
- ☒ Undissolved Filter < 10%
- ☒ Folded Replica < 50%
- ☒ Filter Loading < 25%
- ☒ Particulate Even

NYC 9/11 Public Portal Document

TEM Asbestos (water) Count Sheet

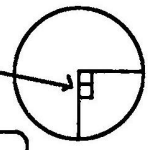

Client Name: SCILAB BOSTON, INC.
Job #: 101101891
Lab Sample #: 04
Client Sample #: 0110-372-4
Received: 10/30/2001 11:55:14
Date Analyzed: 11/01/2001
Scope #: 2

Volume (liters): 0.02
Filter Type / Filter Area: PC 214 mm2
Grid Opening Size: 0.01003
Area Examined: 0.06018 mm2
Magnification: 20,000
Accelerating Voltage: 100 KeV

Analysis Performed by: Brian Keith

Location	Grid Opening	Fiber	Length µM	Width µM	Fiber Type	Morphology	EDS	Orient.	SAED	Photo
D8-C4/4	1	NSD							☐	
D8-E4/4	2	NSD							☐	
D8-F4/4	3	NSD							☐	
D9-C4/4	4	NSD							☐	
D9-E4/4	5	NSD							☐	
D9-F4/4	6	NSD							☐	

NSD: No Asbestos Structures Detected

Comments:

		Concentration (million fibers/liter)	Grid Evaluation
Total Grid Openings:	6		☒ Grid Openings Covered > 50%
Chrysotile Asbestos Structures:	0	<0.178	☒ Intact Grid Opening > 50%
Amphibole Asbestos Structures:	0	<0.178	☒ Undissolved Filter < 10%
Asbestos Structures >=10 microns:	0	<0.178	☒ Folded Replica < 50%
Total Asbestos Structures:	0	<0.178	☒ Filter Loading < 25%
Analytical Sensitivity:		0.178	☒ Particulate Even

NYC 9/11 Public Portal Document

TEM Asbestos (water) Count Sheet

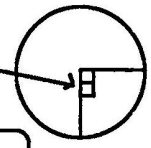

Client Name: SCILAB BOSTON, INC.
Job #: 101101891
Lab Sample #: 05
Client Sample #: 0110-372-5
Received: 10/30/2001 11:55:14
Date Analyzed: 11/01/2001
Scope #: 2

Volume (liters): 0.02
Filter Type / Filter Area: PC 214 mm2
Grid Opening Size: 0.01003
Area Examined: 0.06018 mm2
Magnification: 20,000
Accelerating Voltage: 100 KeV

Analysis Performed by: Brian Keith

Location	Grid Opening	Fiber	Length µM	Width µM	Fiber Type	Morphology	EDS	Orient.	SAED	Photo
E6-C4/4	1	NSD							☐	
E6-E4/4	2	NSD							☐	
E6-F4/4	3	NSD							☐	
D10-C4/4	4	NSD							☐	
D10-E4/4	5	NSD							☐	
D10-F4/4	6	NSD							☐	

NSD: No Asbestos Structures Detected

Comments:

		Concentration (million fibers/liter)	Grid Evaluation
Total Grid Openings:	6		☒ Grid Openings Covered > 50%
Chrysotile Asbestos Structures:	0	<0.178	☒ Intact Grid Opening > 50%
Amphibole Asbestos Structures:	0	<0.178	☒ Undissolved Filter < 10%
Asbestos Structures >=10 microns:	0	<0.178	☒ Folded Replica < 50%
Total Asbestos Structures:	0	<0.178	☒ Filter Loading < 25%
Analytical Sensitivity:		0.178	☒ Particulate Even

NYC 9/11 Public Portal Document

TEM Asbestos (water) Count Sheet

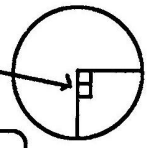

Client Name: SCILAB BOSTON, INC.
Job #: 101101891
Lab Sample #: 06
Client Sample #: 0110-372-6
Received: 10/30/2001 11:55:14
Date Analyzed: 11/01/2001
Scope #: 2

Volume (liters): 0.02
Filter Type / Filter Area: PC 214 mm2
Grid Opening Size: 0.01003
Area Examined: 0.06018 mm2
Magnification: 20,000
Accelerating Voltage: 100 KeV

Analysis Performed by: Brian Keith

Location	Grid Opening	Fiber	Length µM	Width µM	Fiber Type	Morphology	EDS	Orient.	SAED	Photo
E7-C4/4	1	NSD							☐	
E7-E4/4	2	NSD							☐	
E7-F4/4	3	NSD							☐	
E8-C4/4	4	NSD							☐	
E8-E4/4	5	NSD							☐	
E8-F4/4	6	NSD							☐	

NSD: No Asbestos Structures Detected

Comments:

		Concentration (million fibers/liter)	Grid Evaluation
Total Grid Openings:	6		☒ Grid Openings Covered > 50%
Chrysotile Asbestos Structures:	0	<0.178	☒ Intact Grid Opening > 50%
Amphibole Asbestos Structures:	0	<0.178	☒ Undissolved Filter < 10%
Asbestos Structures >=10 microns:	0	<0.178	☒ Folded Replica < 50%
Total Asbestos Structures:	0	<0.178	☒ Filter Loading < 25%
Analytical Sensitivity:		0.178	☒ Particulate Even

NYC-WTC_000124366

CHAIN OF CUSTODY RECORD

WORK ORDER NO. 101101891

SCILAB

SCILAB BOSTON, INC.

8 School Street Weymouth, MA 02189-8951
781 337-9334 / FAX 781 337-7642

DUE DATE 11/7/01

COMPANY: Scilab Boston

PHONE: ( ) FAX #: ( )

P.O.#: 0110-372

CLIENT CONTACT: MARK PORTA

PROJECT #S-71108.0017 (99 Church St.)

SAMPLE TYPE
1. WATER 6. WIPES
2. SOIL 7. AIR CASSETTE
3. SLUDGE 8. OTHER
4. OIL
5. CHIPS

CONTAINER TYPE
P - PLASTIC
G - GLASS
V - VOA

SCILAB SAMPLE #	CLIENT SAMPLE IDENTIFICATION	SAMPLE TYPE	CONTAINER SIZE	CONTAINER TYPE	CONTAINER #	SAMPLING INFORMATION DATE	SAMPLING INFORMATION TIME	SAMPLING INFORMATION TECH	PRESERVATIVES	Asbestos	SAMPLE pH at Login
	0110-372-1	1	1L	P	1	10/26				✓	
	-2									✓	
	-3									✓	
	-4									✓	
	-5									✓	
	-6									✓	

REPORT PACKAGES
- MWRA ☐
- MA DEP ☐
- RDR ☐
- ASP A ☐
- ASP B ☐
- QC LEVEL 1 ☐
- QC LEVEL 2 ☐

SAMPLED BY	DATE:	RECEIVED BY	DATE: RECEIVED
	TIME:		TIME:
RELINQUISHED BY: Sam Laun	DATE: 10/29/01	RECEIVED BY	DATE: OCT 30 2001
	TIME: 1700		TIME: 130
RELINQUISHED BY:	DATE:	RECEIVED BY	DATE:
	TIME:		TIME:

Temperature upon receipt

SPECIAL INSTRUCTIONS

- ☐ 24 HOUR TAT
- ☐ 5 Day TAT
- ☐ 48 HOUR TAT
- ☐ 7 DAY TAT
- ☐ 72 HOUR TAT
- ☐ 10 DAY TAT

Shade areas for laboratory use only.
Gold copy - Originator Retains
Pink copy - Shipper Retains

Submit White and Yellow copies to the laboratory.

NYC 9/11 Public Portal Document

PCM
60 all –

NYC-WTC_000124368

NYC 9/11 Public Portal Document

VATC ASSOCIATES INC.

AIR MONITORING DATA AND CHAIN OF CUSTODY FORM

Page _____ of _____

TURNAROUND TIME

☐ 2 hrs ☐ 6 hrs ☐ 48 hrs ☐ Standard
☐ 4 hrs ☐ 24 hrs ☐ 72 hrs ☐ Other _____

PROJECT INFORMATION

1. Client:	2. Project Name	3. Project #	4. Project Monitor	4c. Rotameter Number:
99 Church	2a. Project Address: 99 Church St NYNY	3a. Task #	4a. Air Sampler:	SD-139

5. Date:	6. Abatement Location:	7. ☑ PCM (0.8 micron MCE) Cassette/Filter Manufacture / Lot #	8. ☐ TEM (0.45 micron MCE) Cassette/Filter Manufacture / Lot #	9. Type: a. ☐ Background b. ☐ Pre-Abate c. ☐ Abatement d. ☐ Post-Abate e. ☐ OSHA f. ☐ Environmental g. ☒ Ambient h. ☐ Other
10/26/01	B1	Lot # 00272914		

DAILY AIR SAMPLE RECORD

10. Sample I.D. Number	11. Pump Number	12. Sample Location: 12a. IWA	12b. OWA	12c. Sample Coordinates	13. Time (24 hrs clock): 13a. Start	13b. End	13c. Total	14. Flow Rate (L/min.): 14a. Start	14b. End	14b. Avg	15. Total Air Vol. (liters)	16. # Fibers/Fields Minus Blank	17. Fiber Conc. F/CC
B1-1	[redacted]	[redacted]	[redacted]	Field Blank Field Blank	[redacted]	[redacted]	[redacted]	[redacted]	[redacted]	[redacted]	[redacted]	0/100	[redacted]
B1-2		✓		B1 Lobby	1455	1655	120	15	15	15	1800	9/100	<0.003
B1-3		✓		Cafeteria (West)	1457	1657	120	15	15	15	1800	2/100	<0.003
B1-4		✓		~~West~~ Cafeteria (East)	1459	1659	120	15	15	15	1800	1/100	<0.003
B1-5		✓		West ~~North~~ side (Exit)	1501	1701	120	15	15	15	1800	5/100	<0.003
B1-6		✓		East side (stairs)	1503	1703	120	15	15	15	1800	2/100	<0.003

CHAIN OF CUSTODY

	18. Relinquished By:	19. Received By:	20. Date:	21. Time:
I	[redacted]	RKhop	10/30/01	21.15
II				
III				

LAB INFORMATION (ATC ELAP # 10879, ATC NVLAP # 1187)

22. Lab Name:	23. Date:	24. Time:
a. Analyzed By: RKhop	10/30/01	22.45
b. QC By:		
c. Lab Batch #: 97720		

25. Microscope Make/Serial #: OLYMPUS CH2/1005
☐ Nikon Labophot 238913
☐ Nikon Labophot 238917
☐ Nikon Labophot 239079

Analysis Methodology
✓ PCM - NIOSH 7400A
TEM - AHERA

26. ATC Project Manager: Ben Soltani

27. Result To: Ben Soltani
Beeper/Phone #'s

28. Comments:

WHITE - File YELLOW - Client/Report PINK - Lab GOLDENROD - Field

NY-1 (1/01)

NYC-WTC_000124369

NYC 9/11 Public Portal Document

VATC ASSOCIATES INC.

AIR MONITORING DATA AND CHAIN OF CUSTODY FORM

Page _____ of _____

TURNAROUND TIME
☐ 2 hrs ☐ 6 hrs ☐ 48 hrs ☐ Standard
☐ 4 hrs ☐ 24 hrs ☐ 72 hrs ☐ Other _____

PROJECT INFORMATION

1. Client:	2. Project Name	3. Project #	4. Project Monitor:	4c. Rotameter Number:
99 Church	2a. Project Address: 99 Church St 10007	1108-17 / 3a. Task #	Vince Mastrisavskaya / 4a. Air Sampler:	SD-139

5. Date:	6. Abatement Location:	7. ☑ PCM (0.8 micron MCE)	8. ☐ TEM (0.45 micron MCE)	9. Type:
10/26/01	B2	Cassette/Filter Manufacture: MNT Lot #: 00272914	Cassette/Filter Manufacture: X Lot #:	a. ☐ Background b. ☐ Pre-Abate c. ☐ Abatement d. ☐ Post-Abate e. ☐ OSHA f. ☐ Environmental g. ☒ Ambient h. ☐ Other

DAILY AIR SAMPLE RECORD

10. Sample I.D. Number	11. Pump Number	12. Sample Location: 12a. IWA	12b. OWA	12c. Sample Coordinates	13. Time (24 hrs clock): 13a. Start	13b. End	13c. Total	14. Flow Rate (L/min.): 14a. Start	14b. End	14b. Avg	15. Total Air Vol. (liters)	16. # Fibers/Fields Minus Blank	17. Fiber Conc. F/CC
B2-1				Field Blank								0/100	
				Field Blank									
B2-2		V		Northside	1440	1640	120	15	15	15	1800	4/100	<.003
B2-3		V		West side	1441	1641	120	15	15	15	1800	5/100	<.003
B2-4		V		South side	1443	1643	120	15	15	15	1800	8/100	<.003
B2-5		V		S/E side	1445	1645	120	15	15	15	1800	4/100	<.003
B2-6		V		East side	1447	1647	120	15	15	15	1800	4/100	<.003

CHAIN OF CUSTODY

	18. Relinquished By:	19. Received By:	20. Date:	21. Time:
I			10/30/01	21.15
II				
III				

26. ATC Project Manager:	27. Result To:
Ben Sollami	Ben Sollami Beeper/Phone #'s

LAB INFORMATION (ATC ELAP # 10879, ATC NVLAP # 1187)

22. Lab Name:	23. Date:	24. Time:
a. Analyzed By:	10/31/01	0600
b. QC By:		
c. Lab Batch #: 9772		

25. Microscope Make/Serial #:
☑ Nikon Labophot 238913
☐ Nikon Labophot 238917
☐ Nikon Labophot 239079

Analysis Methodology
PCM - NIOSH 7400A
TEM - AHERA

28. Comments:

WHITE - File YELLOW - Client/Report PINK - Lab GOLDENROD - Field

NY-1 (1/01)

NYC-WTC_000124370

NYC 9/11 Public Portal Document

VATC ASSOCIATES INC.

AIR MONITORING DATA AND CHAIN OF CUSTODY FORM

Page _____ of _____

TURNAROUND TIME
☐ 2 hrs ☐ 6 hrs ☐ 48 hrs ☐ Standard
☐ 4 hrs ☐ 24 hrs ☐ 72 hrs ☐ Other _____

PROJECT INFORMATION

1. Client:	2. Project Name	3. Project #	4. Project Monitor:	4c. Rotameter Number:
99 church	2a. Project Address: 99 Church st NY, NY	7108-17 3a. Task #	Jon Mustislavsky 4a. Air Sampler:	SD-130

5. Date:	6. Abatement Location:	7. ☑ PCM (0.8 micron MCE) Cassette/Filter Manufacture / Lot #	8. ☐ TEM (0.45 micron MCE) Cassette/Filter Manufacture / Lot #	9. Type:
10/26/01	2 FL	MNE 0105295	∅	a. ☐ Background b. ☐ Pre-Abate c. ☐ Abatement d. ☐ Post-Abate e. ☐ OSHA f. ☐ Environmental g. ☒ Ambient h. ☐ Other

DAILY AIR SAMPLE RECORD

10. Sample I.D. Number	11. Pump Number	12. Sample Location: 12a. IWA	12b. OWA	12c. Sample Coordinates	13. Time (24 hrs clock): 13a. Start	13b. End	13c. Total	14. Flow Rate (L/min.): 14a. Start	14b. End	14b. Avg	15. Total Air Vol. (liters)	16. # Fibers/Fields Minus Blank	17. Fiber Conc. F/CC
2-1				Field Blank · Field Blank								0/100 ~~0/100~~	~~0.1L~~
2-2		✓		North side	1140	1340	120	15	15	15	1800	1/100	<0.003
2-3		✓		West side	1141	1341	120	15	15	15	1800	3/100	<0.003
2-4		✓		South side	1143	1343	120	15	15	15	1800	2/100	<0.003
2-5		✓		S/W side	1145	1345	120	15	15	15	1800	2/100	<0.003
2-6		✓		East side	1147	1347	120	15	15	15	1800	2/100	<0.003

CHAIN OF CUSTODY

	18. Relinquished By:	19. Received By:	20. Date:	21. Time:
I		RKhoja	10/26/01	1700
II				
III				

LAB INFORMATION (ATC ELAP # 10879, ATC NVLAP # 1187)

22. Lab Name:	23. Date:	24. Time:
a. Analyzed By: RKhoja	10/26/01	1835
b. QC By:		
c. Lab Batch #: 97674		

25. Microscope Make/Serial #: OLYMPUS CH2H025
☐ Nikon Labophot 238913
☐ Nikon Labophot 238917
☐ Nikon Labophot 239079

Analysis Methodology
✓ PCM - NIOSH 7400A
TEM - AHERA

26. ATC Project Manager:	27. Result To:	28. Comments:
Ben Sollami	Ben Sollami Beeper/Phone #'s	

WHITE - File YELLOW - Client/Report PINK - Lab GOLDENROD - Field

NY-1 (1/01)

NYC-WTC_000124371

NYC 9/11 Public Portal Document

VATC ASSOCIATES INC.

AIR MONITORING DATA AND CHAIN OF CUSTODY FORM

Page _____ of _____

TURNAROUND TIME

☐ 2 hrs ☐ 6 hrs ☐ 48 hrs ☐ Standard
☐ 4 hrs ☐ 24 hrs ☐ 72 hrs ☐ Other _____

PROJECT INFORMATION

1. Client:	2. Project Name	3. Project #	4. Project Monitor:	4c. Rotameter Number:
99 Church	2a. Project Address: 99 Church st NYNY	3a. Task #	4a. Air Sampler:	SP-139

5. Date:	6. Abatement Location:	7. ☒ PCM (0.8 micron MCE)	8. ☐ TEM (0.45 micron MCE)	9. Type:		
		Cassette/Filter Manufacture:	Cassette/Filter Manufacture:	a. ☐ Background	c. ☐ Abatement	f. ☐ Environmental
10/26/01	3 FL	Lot # 01052915	Lot #	b. ☐ Pre-Abate	d. ☐ Post-Abate	g. ☒ Ambient
					e. ☐ OSHA	h. ☐ Other

DAILY AIR SAMPLE RECORD

10. Sample I.D. Number	11. Pump Number	12. Sample Location 12a. IWA	12b. OWA	12c. Sample Coordinates	13. Time (24 hrs clock) 13a. Start	13b. End	13c. Total	14. Flow Rate (L/min.) 14a. Start	14b. End	14b. Avg	15. Total Air Vol. (liters)	16. # Fibers/Fields Minus Blank	17. Fiber Conc. F/CC
S-1				Field Blank								0/100	
				Field Blank									
3-2		✓		North side	1355	1555	120	15	15	15	1800	1/100	<0.003
3-3		✓		West side	1356	1556	120	15	15	15	1800	1/100	<0.003
3-4		✓		South side	1357	1557	120	15	15	15	1800	2/100	<0.003
3-5		✓		S/W side	1359	1559	120	15	15	15	1800	2/100	<0.003
3-6		✓		East side	1400	1600	120	15	15	15	1800	1/100	<0.003

CHAIN OF CUSTODY

	18. Relinquished By:	19. Received By:	20. Date:	21. Time:
I		RKhoja	10/26/01	1705
II				
III				

LAB INFORMATION (ATC ELAP # 10879, ATC NVLAP # 1187)

22. Lab Name:	23. Date:	24. Time:
a. Analyzed By: RKhoja	10/26/01	1820
b. QC By:		
c. Lab Batch #: 97673		

25. Microscope Make/Serial #: PCM#1005
☐ Nikon Labophot 238913
☐ Nikon Labophot 238917
☐ Nikon Labophot 239079

Analysis Methodology
✓ PCM - NIOSH 7400A
TEM - AHERA

26. ATC Project Manager: Ben Sallawi

27. Result To: Ben Sallawi
Beeper/Phone #'s _____

28. Comments:

WHITE - File YELLOW - Client/Report PINK - Lab GOLDENROD - Field

NY-1 (1/01)

ATC ASSOCIATES INC.

AIR MONITORING DATA AND CHAIN OF CUSTODY FORM

Page _____ of _____

TURNAROUND TIME

☐ 2 hrs ☐ 6 hrs ☐ 48 hrs ☐ Standard
☐ 4 hrs ☐ 24 hrs ☐ 72 hrs ☐ Other _____

PROJECT INFORMATION

1. Client:	2. Project Name	3. Project #	4. Project Monitor:	4c. Rotameter Number:
99 Church	2a. Project Address: 99 Church st NYNY	71108-17 / 3a. Task #	Tim Amstislavsky / 4a. Air Sampler:	SD-132

5. Date:	6. Abatement Location:	7. ☑ PCM (0.8 micron MCE)	8. ☐ TEM (0.45 micron MCE)	9. Type:
10/25/01	4 FL	Cassette/Filter Manufacture: MMI; Lot #: 01032915	Cassette/Filter Manufacture: ∅; Lot #:	a. ☐ Background; b. ☐ Pre-Abate; c. ☐ Abatement; d. ☐ Post-Abate; e. ☐ OSHA; f. ☐ Environmental; g. ☑ Ambient; h. ☐ Other

DAILY AIR SAMPLE RECORD

10. Sample I.D. Number	11. Pump Number	12. Sample Location: 12a. IWA	12b. OWA	12c. Sample Coordinates	13. Time (24 hrs clock): 13a. Start	13b. End	13c. Total	14. Flow Rate (L/min.): 14a. Start	14b. End	14b. Avg	15. Total Air Vol. (liters)	16. # Fibers/Fields Minus Blank	17. Fiber Conc. F/CC
4-1				Field Blank								0/100	
				Field Blank									
4-2		✓		North side	1730	1930	120	15	15	15	1800	2/100	<.003
4-3		✓		West side	1732	1932	120	15	15	15	1800	5/100	<.003
4-4		✓		South side	1735	1935	120	15	15	15	1800	3/100	<.003
4-5		✓		S/W side	1738	1938	120	15	15	15	1800	3/100	<.003
4-6		✓		East side	1740	1940	120	15	15	15	1800	5/100	<.003

CHAIN OF CUSTODY

18. Relinquished By:	19. Received By:	20. Date:	21. Time:
I V.A.	[signature]	10/25/01	2300
II			
III			

LAB INFORMATION (ATC ELAP # 10879, ATC NVLAP # 1187)

22. Lab Name:	23. Date:	24. Time:
a. Analyzed By: [signature]	10/26/01	0700
b. QC By:		
c. Lab Batch #: 97668		

25. Microscope Make/Serial #:
☑ Nikon Labophot 238913
☐ Nikon Labophot 238917
☐ Nikon Labophot 239079

Analysis Methodology
PCM - NIOSH 7400A
TEM - AHERA

26. ATC Project Manager: Ben Sallami

27. Result To: Ben Sallami
Beeper/Phone #'s _____

28. Comments:

WHITE - File YELLOW - Client/Report PINK - Lab GOLDENROD - Field

NY-1 (1/01)

NYC-WTC_000124373

NYC 9/11 Public Portal Document

ATC ASSOCIATES INC.

AIR MONITORING DATA AND CHAIN OF CUSTODY FORM

Page _____ of _____

TURNAROUND TIME

☐ 2 hrs ☐ 6 hrs ☐ 48 hrs ☐ Standard
☐ 4 hrs ☐ 24 hrs ☐ 72 hrs ☐ Other _____

PROJECT INFORMATION

1. Client:	2. Project Name	3. Project #	4. Project Monitor:	4c. Rotameter Number:
99 Church	2a. Project Address: 99 Church St NY NY	3a. Task #	4a. Air Sampler:	SD-152

5. Date:	6. Abatement Location:	7. ☒ PCM (0.8 micron MCE)	8. ☐ TEM (0.45 micron MCE)	9. Type:
10/25/01	5 FC	Cassette/Filter Manufacture: MMI Lot #: 01032915	Cassette/Filter Manufacture: X Lot #	a. ☐ Background b. ☐ Pre-Abate c. ☐ Abatement d. ☐ Post-Abate e. ☐ OSHA f. ☐ Environmental g. ☒ Ambient h. ☐ Other

DAILY AIR SAMPLE RECORD

10. Sample I.D. Number	11. Pump Number	12. Sample Location: 12a. IWA	12b. OWA	12c. Sample Coordinates	13. Time (24 hrs clock): 13a. Start	13b. End	13c. Total	14. Flow Rate (L/min.): 14a. Start	14b. End	14b. Avg	15. Total Air Vol. (liters)	16. # Fibers/Fields Minus Blank	17. Fiber Conc. F/CC
5-1				Field Blank								0/100	
				Field Blank									
5-2		✓		North side	2000	2200	120	15	15	15	1800	5/100	<.003
5-3		✓		West side	2004	2204	120	15	15	15	1800	3/100	<.003
5-4		✓		South side	2006	2206	120	15	15	15	1800	5/100	<.003
5-5		✓		S/W side	2008	2208	120	15	15	15	1800	3/100	<.003
5-6		✓		East side	2010	2210	120	15	15	15	1800	4/100	<.003

CHAIN OF CUSTODY

18. Relinquished By:	19. Received By:	20. Date:	21. Time:
I	[signature]	10/25/01	2300
II			
III			

LAB INFORMATION (ATC ELAP # 10879, ATC NVLAP # 1187)

22. Lab Name:	23. Date:	24. Time:
a. Analyzed By: [signature]	10/26/01	0700
b. QC By:		
c. Lab Batch #: 97667		

25. Microscope Make/Serial #:
☒ Nikon Labophot 238913
☐ Nikon Labophot 238917
☐ Nikon Labophot 239079

Analysis Methodology
PCM - NIOSH 7400A
TEM - AHERA

26. ATC Project Manager:

27. Result To: _____
Beeper/Phone #'s _____

28. Comments:

WHITE - File YELLOW - Client/Report PINK - Lab GOLDENROD - Field

NY-1 (1/01)

NYC-WTC_000124374

NYC 9/11 Public Portal Document

ATC ASSOCIATES INC.

AIR MONITORING DATA AND CHAIN OF CUSTODY FORM

Page _____ of _____

TURNAROUND TIME

☐ 2 hrs ☐ 6 hrs ☐ 48 hrs ☐ Standard
☐ 4 hrs ☐ 24 hrs ☐ 72 hrs ☐ Other _____

PROJECT INFORMATION

1. Client:	2. Project Name	3. Project #	4. Project Monitor:	4c. Rotameter Number:
99 Church	2a. Project Address: 99 Church st NYNY	7708-17	Dan Austislouski	SD-139
		3a. Task #	4a. Air Sampler:	

5. Date:	6. Abatement Location:	7. ☒ PCM (0.8 micron MCE)	8. ☐ TEM (0.45 micron MCE)	9. Type:		
10/25/01	6 FC	Cassette/Filter Manufacture MAB	Cassette/Filter Manufacture	a. ☐ Background	c. ☐ Abatement	f. ☐ Environmental
		Lot # 01052915	Lot #	b. ☐ Pre-Abate	d. ☐ Post-Abate	g. ☒ Ambient
					e. ☐ OSHA	h. ☐ Other

DAILY AIR SAMPLE RECORD

10. Sample I.D. Number	11. Pump Number	12. Sample Location 12a. IWA	12b. OWA	12c. Sample Coordinates	13. Time (24 hrs clock) 13a. Start	13b. End	13c. Total	14. Flow Rate (L/min.) 14a. Start	14b. End	14b. Avg	15. Total Air Vol. (liters)	16. # Fibers/Fields Minus Blank	17. Fiber Conc. F/CC
6-1				Field Blank								0/100	
				Field Blank									
6-2		✓		North side	1430	1630	120	15	15	15	1800	4/100	<.003
6-3		✓		West side	1433	1633	120	15	15	15	1800	3/100	<.003
6-4		✓		South side	1436	1636	120	15	15	15	1800	4/100	<.003
6-5		✓		S/W side	1438	1638	120	15	15	15	1800	2/100	<.003
6-6		✓		East side	1440	1640	120	15	15	15	1800	3/100	<.003

CHAIN OF CUSTODY

	18. Relinquished By:	19. Received By:	20. Date:	21. Time:
I			10/25/01	2300
II				
III				

LAB INFORMATION (ATC ELAP # 10879, ATC NVLAP # 1187)

22. Lab Name:	23. Date:	24. Time:
a. Analyzed By:	10/26/01	0700
b. QC By:		
c. Lab Batch #: 97666		

25. Microscope Make/Serial #:
☒ Nikon Labophot 238913
☐ Nikon Labophot 238917
☐ Nikon Labophot 239079

Analysis Methodology
PCM - NIOSH 7400A
TEM - AHERA

26. ATC Project Manager:	27. Result To:
Ben Sollami	Ben Sollami
	Beeper/Phone #'s

28. Comments:

WHITE - File YELLOW - Client/Report PINK - Lab GOLDENROD - Field

NY-1 (1/01)

ATC ASSOCIATES INC.

AIR MONITORING DATA AND CHAIN OF CUSTODY FORM

Page _____ of _____

TURNAROUND TIME

☐ 2 hrs ☐ 6 hrs ☐ 48 hrs ☐ Standard
☐ 4 hrs ☐ 24 hrs ☐ 72 hrs ☐ Other _____

PROJECT INFORMATION

1. Client:	2. Project Name	3. Project #	4. Project Monitor:	4c. Rotameter Number:
99 Church	2a. Project Address: 99 Church St NY NY	7108-17	Jim Mustislavskiy	SD-132
		3a. Task #	4a. Air Sampler:	

5. Date:	6. Abatement Location:	7. ☒ PCM (0.8 micron MCE)	8. ☐ TEM (0.45 micron MCE)	9. Type:
10/25/01	7 FC	Cassette/Filter Manufacture: MMI Lot #: 01032915	Cassette/Filter Manufacture: X Lot #	a. ☐ Background b. ☐ Pre-Abate c. ☐ Abatement d. ☐ Post-Abate e. ☐ OSHA f. ☐ Environmental g. ☒ Ambient h. ☐ Other

DAILY AIR SAMPLE RECORD

10. Sample I.D. Number	11. Pump Number	12. Sample Location: 12a. IWA	12b. OWA	12c. Sample Coordinates	13. Time (24 hrs clock): 13a. Start	13b. End	13c. Total	14. Flow Rate (L/min.): 14a. Start	14b. End	14b. Avg	15. Total Air Vol. (liters)	16. # Fibers/Fields Minus Blank	17. Fiber Conc. F/CC
7-1				Field Blank								0/100	
				Field Blank									
7-2		V		North side	1200	1400	120	15	15	15	1800	4/100	<.003
7-3		V		West side	1202	1402	120	15	15	15	1800	2/100	<.003
7-4		V		South side	1205	1405	120	15	15	15	1800	4/100	<.003
7-5		V		S/W side	1207	1407	120	15	15	15	1800	3/100	<.003
7-6		V		East side	1210	1410	120	15	15	15	1800	4/100	<.003

CHAIN OF CUSTODY

18. Relinquished By:	19. Received By:	20. Date:	21. Time:
I [signature]	[signature]	10/26/01	2300
II			
III			

LAB INFORMATION (ATC ELAP # 10879, ATC NVLAP # 1187)

22. Lab Name:	23. Date:	24. Time:
a. Analyzed By: [signature]	10/26/01	0700
b. QC By:		
c. Lab Batch #: 97665		

25. Microscope Make/Serial #:
☒ Nikon Labophot 238913
☐ Nikon Labophot 238917
☐ Nikon Labophot 239079

Analysis Methodology
PCM - NIOSH 7400A
TEM - AHERA

26. ATC Project Manager: Ben Sallami

27. Result To: Ben Sallami
Beeper/Phone #'s _____

28. Comments:

WHITE - File YELLOW - Client/Report PINK - Lab GOLDENROD - Field

NY-1 (1/01)

NYC-WTC_000124376

NYC 9/11 Public Portal Document

VATC ASSOCIATES INC.

AIR MONITORING DATA AND CHAIN OF CUSTODY FORM

Page _____ of _____

TURNAROUND TIME

☐ 2 hrs ☐ 6 hrs ☐ 48 hrs ☐ Standard
☐ 4 hrs ☐ 24 hrs ☐ 72 hrs ☐ Other _____

PROJECT INFORMATION

1. Client:	2. Project Name	3. Project #	4. Project Monitor:	4c. Rotameter Number:
99 church	2a. Project Address 99 church	3a. Task #	4a. Air Sampler:	SD-152

5. Date:	6. Abatement Location:	7. ☐ PCM (0.8 micron MCE)	8. ☐ TEM (0.45 micron MCE)	9. Type:
10/24/01	8 FL	Cassette/Filter Manufacture Mdeb Lot # 01052915	Cassette/Filter Manufacture Lot #	a. ☐ Background b. ☐ Pre-Abate c. ☐ Abatement d. ☐ Post-Abate e. ☐ OSHA f. ☐ Environmental g. ☒ Ambient h. ☐ Other

DAILY AIR SAMPLE RECORD

10. Sample I.D. Number	11. Pump Number	12. Sample Location 12a. IWA	12b. OWA	12c. Sample Coordinates	13. Time (24 hrs clock) 13a. Start	13b. End	13c. Total	14. Flow Rate (L/min.) 14a. Start	14b. End	14b. Avg	15. Total Air Vol. (liters)	16. # Fibers/Fields Minus Blank	17. Fiber Conc. F/CC
8-1				Field Blank Field Blank								0/100	
8-2		V		North side	1900	2100	120	15	15	15	1800	2/100	<0.003
8-3		V		Eastest side	1902	2102	120	15	15	15	1800	1/100	<0.003
8-4		V		South side	1904	2104	120	15	15	15	1800	1/100	<0.003
8-5		V		S/W side	1907	2107	120	15	15	15	1800	1.5/100	<0.003
8-6		V		East side	1910	2110	120	15	15	15	1800	1/100	<0.003

CHAIN OF CUSTODY

18. Relinquished By:	19. Received By:	20. Date:	21. Time:
I			
II	A. Elbert	10/25/01	7:00
III			

LAB INFORMATION (ATC ELAP # 10879, ATC NVLAP # 1187)

22. Lab Name:	23. Date:	24. Time:
a. Analyzed By: A. Elbert	10.25.01	13:30
b. QC By:		
c. Lab Batch #: 97654		

25. Microscope Make/Serial #:
☐ ~~Nikon Labophot 238913~~ Olympus 1025
☐ Nikon Labophot 238917
☐ Nikon Labophot 239079

Analysis Methodology
PCM - NIOSH 7400A
TEM - AHERA

26. ATC Project Manager: Ben Sallaji

27. Result To: Ben Sallaji
Beeper/Phone #'s _____

28. Comments:

WHITE - File YELLOW - Client/Report PINK - Lab GOLDENROD - Field

NY-1 (1/01)

NYC 9/11 Public Portal Document

ATC ASSOCIATES INC.

AIR MONITORING DATA AND CHAIN OF CUSTODY FORM

Page _____ of _____

TURNAROUND TIME

☐ 2 hrs ☐ 6 hrs ☐ 48 hrs ☐ Standard
☐ 4 hrs ☐ 24 hrs ☐ 72 hrs ☐ Other _____

PROJECT INFORMATION

1. Client:	2. Project Name	3. Project #	4. Project Monitor:	4c. Rotameter Number:
99 Church	2a. Project Address 99 Church NYNY	71108-17 / 3a. Task #	Tim Amstislavsky / 4a. Air Sampler:	SD-152

5. Date:	6. Abatement Location:	7. ☑ PCM (0.8 micron MCE)	8. ☐ TEM (0.45 micron MCE)	9. Type:
10/24/01	9 FC	Cassette/Filter Manufacture MMT Lot # 01032915	Cassette/Filter Manufacture ∅ Lot #	a. ☐ Background b. ☐ Pre-Abate c. ☐ Abatement d. ☐ Post-Abate e. ☐ OSHA f. ☐ Environmental g. ☑ Ambient h. ☐ Other

DAILY AIR SAMPLE RECORD

10. Sample I.D. Number	11. Pump Number	12. Sample Location: 12a. IWA	12b. OWA	12c. Sample Coordinates	13. Time (24 hrs clock): 13a. Start	13b. End	13c. Total	14. Flow Rate (L/min.): 14a. Start	14b. End	14b. Avg	15. Total Air Vol. (liters)	16. # Fibers/Fields Minus Blank	17. Fiber Conc. F/CC
9-1				Field Blank								1/100	
				Field Blank									
9-2		✓		North side	1640	1840	120	15	15	15	1800	1.5/100	<0.003
9-3		✓		West side	1642	1842	120	15	15	15	1800	1/100	<0.003
9-4		✓		South side	1645	1845	120	15	15	15	1800	2/100	<0.003
9-5		✓		S/W side	1647	1847	120	15	15	15	1800	2/100	<0.003
9-6		✓		East side	1650	1850	120	15	15	15	1800	1.5/100	<0.003

CHAIN OF CUSTODY

18. Relinquished By:	19. Received By:	20. Date:	21. Time:
I [signature]			
II	A. Elbert	10/25/01	7:00 am
III			

LAB INFORMATION (ATC ELAP # 10879, ATC NVLAP # 1187)

22. Lab Name:	23. Date:	24. Time:
a. Analyzed By: A. Elbert	10.25.01	14:00
b. QC By:		
c. Lab Batch #: 97655		

25. Microscope Make/Serial #: Olympus 1025
☐ Nikon Labophot 238913
☐ Nikon Labophot 238917
☐ Nikon Labophot 239079

Analysis Methodology
PCM - NIOSH 7400A
TEM - AHERA

26. ATC Project Manager: Ben Sallami

27. Result To: Ben Sallami
Beeper/Phone #'s _____

28. Comments:

WHITE - File YELLOW - Client/Report PINK - Lab GOLDENROD - Field

NY-1 (1/01)

NYC-WTC_000124377

NYC-WTC_000124378

NYC 9/11 Public Portal Document

ATC ASSOCIATES INC.

AIR MONITORING DATA AND CHAIN OF CUSTODY FORM

Page _____ of _____

TURNAROUND TIME

☐ 2 hrs ☐ 6 hrs ☐ 48 hrs ☐ Standard
☐ 4 hrs ☐ 24 hrs ☐ 72 hrs ☐ Other _____

PROJECT INFORMATION

1. Client:	2. Project Name	3. Project #	4. Project Monitor	4c. Rotameter Number:
99 church	2a. Project Address 99 church	7108-17 3a. Task #	Tim Haas/Chris Lowe 4a. Air Sampler:	SD-152

5. Date:	6. Abatement Location:	7. ☐ PCM (0.8 micron MCE) Cassette/Filter Manufacture / Lot #	8. ☐ TEM (0.45 micron MCE) Cassette/Filter Manufacture / Lot #	9. Type:
10/24/01	10 FC	MMI 8105 2915	X	a. ☐ Background b. ☐ Pre-Abate c. ☐ Abatement d. ☐ Post-Abate e. ☐ OSHA f. ☐ Environmental g. ☐ Ambient h. ☐ Other

DAILY AIR SAMPLE RECORD

10. Sample I.D. Number	11. Pump Number	12. Sample Location: 12a. IWA	12b. OWA	12c. Sample Coordinates	13. Time (24 hrs clock): 13a. Start	13b. End	13c. Total	14. Flow Rate (L/min.): 14a. Start	14b. End	14b. Avg	15. Total Air Vol. (liters)	16. # Fibers/Fields Minus Blank	17. Fiber Conc. F/CC
10-1				Field Blank								0/100	
				Field Blank									
10-2				North side	1420	1620	120	15	15	15	1800	1/100	<0.003
10-3				West side	1422	1622	120	15	15	15	1800	2/100	<0.003
10-4				South side	1425	1625	120	15	15	15	1800	1/100	<0.003
10-5				S/W side	1427	1627	120	15	15	15	1800	1/100	<0.003
10-6				East side	1430	1630	120	15	15	15	1800	1.5/100	<0.003

CHAIN OF CUSTODY

18. Relinquished By:	19. Received By:	20. Date:	21. Time:
I			
II	A. Elbert	10/25/01	7:00
III			

LAB INFORMATION (ATC ELAP # 10879, ATC NVLAP # 1187)

22. Lab Name:	23. Date:	24. Time:
a. Analyzed By: A. Elbert	10.25.01	14:30
b. QC By:		
c. Lab Batch #: 97636		

25. Microscope Make/Serial #: Olympus 1025
☐ Nikon Labophot 238913
☐ Nikon Labophot 238917
☐ Nikon Labophot 239079

Analysis Methodology
(PCM - NIOSH 7400A)
TEM - AHERA

26. ATC Project Manager:	27. Result To:	28. Comments:
Ben Sallami	Ben Sallami	
	Beeper/Phone #'s _____	

WHITE - File YELLOW - Client/Report PINK - Lab GOLDENROD - Field

NY-1 (1/01)

NYC-WTC_0001243 79

AIR MONITORING DATA AND CHAIN OF CUSTODY FORM

Page _____ of _____

TURNAROUND TIME

☐ 2 hrs ☐ 6 hrs ☐ 48 hrs ☐ Standard
☐ 4 hrs ☐ 24 hrs ☐ 72 hrs ☐ Other _____

PROJECT INFORMATION

1. Client:	2. Project Name	3. Project #	4. Project Monitor:	4c. Rotameter Number:
99 church	2a. Project Address: 99 church NY NY	3a. Task #	4a. Air Sampler:	SD-132

5. Date:	6. Abatement Location:	7. ☑ PCM (0.8 micron MCE) Cassette/Filter Manufacture: MMI Lot #: 03032915	8. ☐ TEM (0.45 micron MCE) Cassette/Filter Manufacture: Lot #:	9. Type: a. ☐ Background b. ☐ Pre-Abate c. ☐ Abatement d. ☐ Post-Abate e. ☐ OSHA f. ☐ Environmental g. ☒ Ambient h. ☐ Other
10/24/01	4 FL			

DAILY AIR SAMPLE RECORD

10. Sample I.D. Number	11. Pump Number	12. Sample Location 12a. IWA	12b. OWA	12c. Sample Coordinates	13. Time (24 hrs clock) 13a. Start	13b. End	13c. Total	14. Flow Rate (L/min.) 14a. Start	14b. End	14b. Avg	15. Total Air Vol. (liters)	16. # Fibers/Fields Minus Blank	17. Fiber Conc. F/CC
11-1				Field Blank Field Blank								0/100	
11-2				4 FL West side	1200	1400	120	15	15	15	1800	1/100	<0.003
11-3				North side	1203	1403	120	15	15	15	1800	1/100	<0.003
11-4				South side	1206	1406	120	15	15	15	1800	2/100	<0.003
11-5				S/W side	1208	1408	120	15	15	15	1800	1/100	<0.003
11-6				East side.	1210	1410	120	15	15	15	1800	1/100	<0.003

CHAIN OF CUSTODY

18. Relinquished By:	19. Received By:	20. Date:	21. Time:
I Y.A.			
II	A. Elbert	10/25/01	7:00 am
III			

LAB INFORMATION (ATC ELAP # 10879, ATC NVLAP # 1187)

22. Lab Name:	23. Date:	24. Time:
a. Analyzed By: A. Elbert	10/25/01	14:50
b. QC By:		
c. Lab Batch #: 97657		

25. Microscope Make/Serial #:
☐ Nikon Labophot 238913 Olympus 1020
☐ Nikon Labophot 238917
☐ Nikon Labophot 239079

Analysis Methodology
PCM - NIOSH 7400A
TEM - AHERA

26. ATC Project Manager: Ben Sallami

27. Result To: Ben Sallami
Beeper/Phone #'s _____

28. Comments:

WHITE - File YELLOW - Client/Report PINK - Lab GOLDENROD - Field

NY-1 (1/01)

NYC 9/11 Public Portal Document

NYC-WTC_000124380

NYC 9/11 Public Portal Document

ATC ASSOCIATES INC.

AIR MONITORING DATA AND CHAIN OF CUSTODY FORM

TURNAROUND TIME

☐ 2 hrs ☐ 6 hrs ☐ 48 hrs ☐ Standard
☐ 4 hrs ☐ 24 hrs ☐ 72 hrs ☐ Other

PROJECT INFORMATION

1. Client:	2. Project Name	3. Project #	4. Project Monitor:	4c. Rotameter Number:
99 Church	2a. Project Address: 99 church st NY NY	11108-17 3a. Task #	4a. Air Sampler:	SN-152

5. Date:	6. Abatement Location:	7. ☐ PCM (0.8 micron MCE) Cassette/Filter Manufacture: MAT Lot #: 00272914	8. ☐ TEM (0.45 micron MCE) Cassette/Filter Manufacture: X Lot #:	9. Type: a. ☐ Background b. ☐ Pre-Abate c. ☐ Abatement d. ☒ Post-Abate e. ☐ OSHA f. ☐ Environmental g. ☐ Ambient h. ☐ Other
9/24/01	Bsmnt (B2)			

DAILY AIR SAMPLE RECORD

10. Sample I.D. Number	11. Pump Number	12. Sample Location 12a. IWA	12b. OWA	12c. Sample Coordinates	13. Time (24 hrs clock) 13a. Start	13b. End	13c. Total	14. Flow Rate (L/min.) 14a. Start	14b. End	14b. Avg	15. Total Air Vol. (liters)	16. # Fibers/Fields Minus Blank	17. Fiber Conc. F/CC
B2-01				Field Blank								0/100	
				Field Blank									
B2-02				B2 Mail Room				15	15	15	1800	2/100	<0.003
B2-03				B2 Corridor				15	15	15	1800	3/100	<0.003
B2-04				B2 Fitness				15	15	15	1800	4/100	<0.003
B2-05				B2 Custodian				15	15	15	1800	1/100	<0.003
B2-06				B2. ~~Wes~~ North S				15	15	15	1800	3/100	<0.003

all PCM

CHAIN OF CUSTODY

18. Relinquished By:	19. Received By:	20. Date:	21. Time:
I	R. Aroudina	9.24.01	19.30
II			
III			

LAB INFORMATION (ATC ELAP # 10879, ATC NVLAP # 1187)

22. Lab Name:	23. Date:	24. Time:
a. Analyzed By: R. Aroudina	9.24.01	20.00
b. QC By:		
c. Lab Batch #: 97099		

25. Microscope Make/Serial #: Olympus 1025
☐ Nikon Labophot 238913
☐ Nikon Labophot 238917
☐ Nikon Labophot 239079

Analysis Methodology
(PCM - NIOSH 7400A)
TEM - AHERA

26. ATC Project Manager: Ben Sgllami

27. Result To: Ben Sgllami
Beeper/Phone #'s

28. Comments:

WHITE - File YELLOW - Client/Report PINK - Lab GOLDENROD - Field

NY-1 (1/01)

NYC-WTC_000124381

NYC 9/11 Public Portal Document

VATC ASSOCIATES INC.

AIR MONITORING DATA AND CHAIN OF CUSTODY FORM

Page 1 of

TURNAROUND TIME

☐ 2 hrs ☐ 6 hrs ☐ 48 hrs ☐ Standard
☐ 4 hrs ☐ 24 hrs ☐ 72 hrs ☒ Other 9am-9/26

PROJECT INFORMATION

1. Client:	2. Project Name	3. Project #	4. Project Monitor:	4c. Rotameter Number:
99 Churchst	2a. Project Address: 99 Churchst NY NY	11108-17 / 3a. Task #	Tim Gwosdis(ausk)y / 4a. Air Sampler:	

5. Date:	6. Abatement Location:	7. ☒ PCM (0.8 micron MCE)	8. ☐ TEM (0.45 micron MCE)	9. Type:
9/25/01	Bsmnt (B-1)	Cassette/Filter Manufacture: MMT Lot # 00272914	Cassette/Filter Manufacture: X Lot #	a. ☐ Background b. ☐ Pre-Abate c. ☐ Abatement d. ☒ Post-Abate e. ☐ OSHA f. ☐ Environmental g. ☐ Ambient h. ☐ Other

DAILY AIR SAMPLE RECORD

10. Sample I.D. Number	11. Pump Number	12. Sample Location 12a. IWA	12b. OWA	12c. Sample Coordinates	13. Time (24 hrs clock) 13a. Start	13b. End	13c. Total	14. Flow Rate (L/min.) 14a. Start	14b. End	14b. Avg	15. Total Air Vol. (liters)	16. # Fibers/Fields Minus Blank	17. Fiber Conc. F/CC
B1-01				Field Blank Field Blank								0/100	
B202		V		Bsmnt (B-1) Near Elevator	1130	1330	120	15	15	15	1800	3/100	<0.003
B2-03		V		Bsmnt (B-1) Cafeteria (East side)	1131	1331	120	15	15	15	1800	5/100	<0.003
B2-04		V		Bsmnt (B-1) Cafeteria (West side)	1133	1333	120	15	15	15	1800	4/100	<0.003
B2-05		V		Bsmnt (B-1) serving area	1135	1335	120	15	15	15	1800	5/100	<0.003
B2-06		V		Bsmnt (B-1) Kitchen	1136	1336	120	15	15	15	1800	6/100	<0.003

CHAIN OF CUSTODY

18. Relinquished By:	19. Received By:	20. Date:	21. Time:
I [signature]			
II	A. Elbert	09.25.01	1430
III			

LAB INFORMATION (ATC ELAP # 10879, ATC NVLAP # 1187)

22. Lab Name:	23. Date:	24. Time:
a. Analyzed By: A. Elbert	09/25/01	1600
b. QC By:		
c. Lab Batch #: 97104		

25. Microscope Make/Serial #:
☐ Nikon Labophot 238913
☐ Nikon Labophot 238917
☐ Nikon Labophot 239079

26. ATC Project Manager:	27. Result To:	28. Comments:
Ben Sallami	Ben Sallami Beeper/Phone #'s	

Analysis Methodology
PCM - NIOSH 7400A
TEM - AHERA

WHITE - File YELLOW - Client/Report PINK - Lab GOLDENROD - Field

NY-1 (1/01)

NYC-WTC_000124382

NYC 9/11 Public Portal Document

ATC ASSOCIATES INC.

AIR MONITORING DATA AND CHAIN OF CUSTODY FORM

Page _____ of _____

TURNAROUND TIME

☐ 2 hrs ☐ 6 hrs ☐ 48 hrs ☐ Standard
☐ 4 hrs ☐ 24 hrs ☐ 72 hrs ☐ Other _____

PROJECT INFORMATION

1. Client:	2. Project Name	3. Project #	4. Project Monitor	4c. Rotameter Number:
99 Church	2a. Project Address: 99 Church st NY NY	71108-17	Yiv Amstislavskiy	SD-132
		3a. Task #	4a. Air Sampler:	

5. Date:	6. Abatement Location:	7. ☑ PCM (0.8 micron MCE)	8. ☐ TEM (0.45 micron MCE)	9. Type:
9/27/01	Lobby	Cassette/Filter Manufacture: MMI Lot #: 01044915	Cassette/Filter Manufacture: ∝ Lot #	a. ☐ Background b. ☐ Pre-Abate c. ☐ Abatement d. ☑ Post-Abate e. ☐ OSHA f. ☐ Environmental g. ☐ Ambient h. ☐ Other

DAILY AIR SAMPLE RECORD

10. Sample I.D. Number	11. Pump Number	12. Sample Location: 12a. IWA	12b. OWA	12c. Sample Coordinates	13. Time (24 hrs clock): 13a. Start	13b. End	13c. Total	14. Flow Rate (L/min.): 14a. Start	14b. End	14b. Avg	15. Total Air Vol. (liters)	16. # Fibers/Fields Minus Blank	17. Fiber Conc. F/CC
L-01				Field Blank								0/100	
				Field Blank									
L-02		V		Lobby North side	1600	1800	120	15	15	15	1800	3/100	<0.003
L-03		V		Lobby west side	1602	1802	120	15	15	15	1800	3/100	<0.003
L-04		V		Lobby south side	1603	1803	120	15	15	15	1800	2/100	<0.003
L-05		V		Lobby East side	1605	1805	120	15	15	15	1800	4/100	<0.003
L-06		V		Lobby middle	1607	1807	120	15	15	15	1800	5/100	<0.003

CHAIN OF CUSTODY

18. Relinquished By:	19. Received By:	20. Date:	21. Time:
I [signature]	[signature]	09/27/01	1900
II			
III			

LAB INFORMATION (ATC ELAP # 10879, ATC NVLAP # 1187)

22. Lab Name:	23. Date:	24. Time:
a. Analyzed By: R. Droudina	9.28.01	03.00
b. QC By:		
c. Lab Batch #: 97163		

25. Microscope Make/Serial #: Olympus 1025
☐ Nikon Labophot 238913
☐ Nikon Labophot 238917
☐ Nikon Labophot 239079

26. ATC Project Manager: Ben Sallami

27. Result To: Ben Sallami
Beeper/Phone #'s _____

28. Comments:

Analysis Methodology
PCM - NIOSH 7400A
TEM - AHERA

WHITE - File YELLOW - Client/Report PINK - Lab GOLDENROD - Field

NY-1 (1/01)

NYC-WTC_000124383

NYC 9/11 Public Portal Document

ATC ASSOCIATES INC.

AIR MONITORING DATA AND CHAIN OF CUSTODY FORM

TURNAROUND TIME

☐ 2 hrs ☐ 6 hrs ☐ 48 hrs ☐ Standard
☐ 4 hrs ☐ 24 hrs ☐ 72 hrs ☐ Other ____

PROJECT INFORMATION

1. Client:	2. Project Name	3. Project #	4. Project Monitor	4c. Rotameter Number:
99 church st	2a. Project Address: 99 church st NY NY	3a. Task #	4a. Air Sampler:	SD-132

5. Date:	6. Abatement Location:	7. ☑ PCM (0.8 micron MCE)	8. ☐ TEM (0.45 micron MCE)	9. Type:
9/18/01	lobby / 1 FL.	Cassette/Filter Manufacture: MMI Lot # 00272914	Cassette/Filter Manufacture: ∅ Lot #	a. ☐ Background b. ☐ Pre-Abate c. ☐ Abatement d. ☐ Post-Abate e. ☐ OSHA f. ☐ Environmental g. ☐ Ambient h. ☒ Other

DAILY AIR SAMPLE RECORD

10. Sample I.D. Number	11. Pump Number	12. Sample Location 12a. IWA	12b. OWA	12c. Sample Coordinates	13. Time (24 hrs clock) 13a. Start	13b. End	13c. Total	14. Flow Rate (L/min.) 14a. Start	14b. End	14b. Avg	15. Total Air Vol. (liters)	16. # Fibers/Fields Minus Blank	17. Fiber Conc. F/CC
01				Field Blank Open 30sec.								0/100	
02				Field Blank								0/100	
03		V		Office on S/E side near entrance	1620	1820	120	15	15	15	1800	25/100	0.007
04		V		Office on S/E side Near South wall	1622	1822	120	15	15	15	1800	39/100	0.011
05		V		Office on S/E side Near the East wall	1624	1824	120	15	15	15	1800	16/100	0.004

CHAIN OF CUSTODY

	18. Relinquished By:	19. Received By:	20. Date:	21. Time:
I	[signature]	[signature]	9/19/01	2030
II				
III				

LAB INFORMATION (ATC ELAP # 10879, ATC NVLAP # 1187)

22. Lab Name:	23. Date:	24. Time:
a. Analyzed By: [signature]	09/19/01	2100
b. QC By:		
c. Lab Batch #: 97003		

25. Microscope Make/Serial #: OLYMPUS CHB/1025
☐ Nikon Labophot 238913
☐ Nikon Labophot 238917
☐ Nikon Labophot 239079

Analysis Methodology
✓ PCM - NIOSH 7400A
TEM - AHERA

26. ATC Project Manager:	27. Result To:
Ben Sollami	ATC project manager Beeper/Phone #'s

28. Comments:

WHITE - File YELLOW - Client/Report PINK - Lab GOLDENROD - Field

NY-1 (1/01)

NYC-WTC_000124384

NYC 9/11 Public Portal Document

VATC ASSOCIATES INC.

AIR MONITORING DATA AND CHAIN OF CUSTODY FORM

TURNAROUND TIME
☐ 2 hrs ☐ 6 hrs ☐ 48 hrs ☐ Standard
☐ 4 hrs ☐ 24 hrs ☐ 72 hrs ☐ Other _____

PROJECT INFORMATION

1. Client:	2. Project Name	3. Project #	4. Project Monitor	4c. Rotameter Number:
99 Church	2a. Project Address: 99 Church st NY NY	3a. Task #	4a. Air Sampler:	SD-132

5. Date:	6. Abatement Location:	7. ☐ PCM (0.8 micron MCE)	8. ☐ TEM (0.45 micron MCE)	9. Type:
	Lobby (1/Mezzanine) S/W office (~~1st floor~~)	Cassette/Filter Manufacture: MMS Lot #: 00272914	Cassette/Filter Manufacture: Lot #:	a. ☐ Background b. ☐ Pre-Abate c. ☐ Abatement d. ☐ Post-Abate e. ☐ OSHA f. ☐ Environmental g. ☐ Ambient h. ☐ Other

DAILY AIR SAMPLE RECORD

10. Sample I.D. Number	11. Pump Number	12. Sample Location 12a. IWA	12b. OWA	12c. Sample Coordinates	13. Time (24 hrs clock) 13a. Start	13b. End	13c. Total	14. Flow Rate (L/min.) 14a. Start	14b. End	14b. Avg	15. Total Air Vol. (liters)	16. # Fibers/Fields Minus Blank	17. Fiber Conc. F/CC
1-01				Field Blank								0/100	
M-01				Field Blank								0/100	
S/W 1-02		V		S/W 1 FL N/W corner	1110	1310	120	15	15	15	1800	5/100	<.003
S/W 1-03		V		S/W 1 FL S/W corner	1111	1311	120	15	15	15	1800	4/100	<.003
S/W 1-04		V		S/W 1 FL S/E corner	1112	1312	120	15	15	15	1800	2/100	<.003
S/W M-01		V		S/W Mezzanine N/W corner	1115	1315	120	15	15	15	1800	5/100	<.003
S/W M-02		V		S/W Mezz S/W corner	1116	1316	120	15	15	15	1800	4/100	<.003
S/W M-03		V		S/W Mezz S/E corner	1117	1317	120	15	15	15	1800	3/100	<.003

CHAIN OF CUSTODY

	18. Relinquished By:	19. Received By:	20. Date:	21. Time:
I		E Eckel	9/24/01	0930
II				
III				

LAB INFORMATION (ATC ELAP # 10879, ATC NVLAP # 1187)

22. Lab Name:	23. Date:	24. Time:
a. Analyzed By: E Eckel	9/24/01	0300
b. QC By:		
c. Lab Batch #: 97060		

25. Microscope Make/Serial #:
☐ Nikon Labophot 238913
☐ Nikon Labophot 238917
☒ Nikon Labophot 239079

Analysis Methodology
PCM - NIOSH 7400A
TEM - AHERA

26. ATC Project Manager: Ben Sallami

27. Result To: Ben Sallami
Beeper/Phone #'s _____

28. Comments:

WHITE - File YELLOW - Client/Report PINK - Lab GOLDENROD - Field

NY-1 (1/01)

NYC-WTC_000124385

NYC 9/11 Public Portal Document

ATC ASSOCIATES INC.

AIR MONITORING DATA AND CHAIN OF CUSTODY FORM

TURNAROUND TIME

☐ 2 hrs ☐ 6 hrs ☐ 48 hrs ☐ Standard
☐ 4 hrs ☐ 24 hrs ☐ 72 hrs ☐ Other

PROJECT INFORMATION

1. Client:	2. Project Name	3. Project #	4. Project Monitor:	4c. Rotameter Number:
99 church st	2a. Project Address: 99 church st NY NY	7/108-17	Tim Amstislavski	SD-132
		3a. Task #	4a. Air Sampler:	

5. Date:	6. Abatement Location:	7. ☐ PCM (0.8 micron MCE)	8. ☐ TEM (0.45 micron MCE)	9. Type:
9/20/01	Mezzanine S/W corner office	Cassette/Filter Manufacture: MMI; Lot #	Cassette/Filter Manufacture: X; Lot #	a. ☐ Background b. ☐ Pre-Abate c. ☐ Abatement d. ☐ Post-Abate e. ☐ OSHA f. ☐ Environmental g. ☐ Ambient h. ☐ Other

DAILY AIR SAMPLE RECORD

10. Sample I.D. Number	11. Pump Number	12. Sample Location: 12a. IWA	12b. OWA	12c. Sample Coordinates	13. Time (24 hrs clock): 13a. Start	13b. End	13c. Total	14. Flow Rate (L/min.): 14a. Start	14b. End	14b. Avg	15. Total Air Vol. (liters)	16. # Fibers/Fields Minus Blank	17. Fiber Conc. F/CC
M-01				Field Blank								0/100	
				Field Blank									
S/W M-02				S/W corner office (Mezzanine) N/W corner by stairs	1655	1855	120	15	15	15	1800	14/100	0.004
S/W M-03				S/W corner office (Mezz) S/W corner	1656	1856	120	15	15	15	1800	10/100	0.003
S/W M-04				S/W corner office (Mezz) West side Middle.	1657	1857	120	15	15	15	1800	5/100	<0.003

CHAIN OF CUSTODY

18. Relinquished By:	19. Received By:	20. Date:	21. Time:
I [signature]	[signature]	09/20/01	1950
II			
III			

LAB INFORMATION (ATC ELAP # 10879, ATC NVLAP # 1187)

22. Lab Name:	23. Date:	24. Time:
a. Analyzed By: [signature]	09/20/01	2055
b. QC By:		
c. Lab Batch #: 97037		

25. Microscope Make/Serial #: 01 4 MUS Chalmers
☐ Nikon Labophot 238913
☐ Nikon Labophot 238917
☐ Nikon Labophot 239079

26. ATC Project Manager: Ben Sallomi

27. Result To: Ben Sallomi
Beeper/Phone #'s

28. Comments:

Analysis Methodology
✓ PCM - NIOSH 7400A
TEM - AHERA

WHITE - File YELLOW - Client/Report PINK - Lab GOLDENROD - Field

NY-1 (1/01)

NYC 9/11 Public Portal Document

ATC ASSOCIATES INC.

AIR MONITORING DATA AND CHAIN OF CUSTODY FORM

Page 1 of ____

TURNAROUND TIME

☐ 2 hrs ☐ 6 hrs ☐ 48 hrs ☐ Standard
☐ 4 hrs ☐ 24 hrs ☐ 72 hrs ☐ Other ____

PROJECT INFORMATION

1. Client:	2. Project Name	3. Project #	4. Project Monitor	4c. Rotameter Number:
99 Church St	2a. Project Address: 99 Church St NY NY	71108-17	Tim Anstislavskiy	SD-152
		3a. Task #	4a. Air Sampler:	

5. Date:	6. Abatement Location:	7. ☐ PCM (0.8 micron MCE)	8. ☐ TEM (0.45 micron MCE)	9. Type:
9/20/01	S/W corner office 1FL	Cassette/Filter Manufacture: MMB; Lot #: 00272414	Cassette/Filter Manufacture: X; Lot #:	a. ☐ Background; b. ☐ Pre-Abate; c. ☐ Abatement; d. ☐ Post-Abate; e. ☐ OSHA; f. ☐ Environmental; g. ☐ Ambient; h. ☐ Other

DAILY AIR SAMPLE RECORD

10. Sample I.D. Number	11. Pump Number	12. Sample Location: 12a. IWA	12b. OWA	12c. Sample Coordinates	13. Time (24 hrs clock): 13a. Start	13b. End	13c. Total	14. Flow Rate (L/min.): 14a. Start	14b. End	14b. Avg	15. Total Air Vol. (liters)	16. # Fibers/Fields Minus Blank	17. Fiber Conc. F/CC
1-04				Field Blank								0/100	
				Field Blank									
S/W 1-01				~~A~~ 1FL S/W office N/W ~~sid~~ corner	1650	1850	120	15	15	15	1800	7/100	<0.003
S/W 1-02				S/W office (1FL) S/W corner (window)	1651	1851	120	15	15	15	1800	9/100	<0.003
S/W 1-03				S/W office (1FL) Southside Middle	1652	1852	120	15	15	15	1800	6/100	<0.003

CHAIN OF CUSTODY

18. Relinquished By:	19. Received By:	20. Date:	21. Time:
I [signature]	[signature]	09/20/01	1950
II			
III			

LAB INFORMATION (ATC ELAP # 10879, ATC NVLAP # 1187)

22. Lab Name:		23. Date:	24. Time:
a. Analyzed By:	[signature]	09/20/01	20.35
b. QC By:			
c. Lab Batch #:	97036		

25. Microscope Make/Serial #: OLYMPUS CH2/1015
☐ Nikon Labophot 238913
☐ Nikon Labophot 238917
☐ Nikon Labophot 239079

26. ATC Project Manager: Ben Sallami

27. Result To: ATC project Manager
Beeper/Phone #'s ____

28. Comments:

Analysis Methodology
✓ PCM - NIOSH 7400A
TEM - AHERA

WHITE - File YELLOW - Client/Report PINK - Lab GOLDENROD - Field

NY-1 (1/01)

NYC-WTC_000124386

ATC ASSOCIATES INC.

AIR MONITORING DATA AND CHAIN OF CUSTODY FORM

Page 2 of

TURNAROUND TIME

☐ 2 hrs ☐ 6 hrs ☐ 48 hrs ☐ Standard
☐ 4 hrs ☐ 24 hrs ☐ 72 hrs ☐ Other

PROJECT INFORMATION

1. Client:	2. Project Name	3. Project #	4. Project Monitor:	4c. Rotameter Number:
99 church st	2a. Project Address: 99 church st NY NY	71008-17 / 3a. Task #	Tim Austislavskiy / 4a. Air Sampler: ✓	SD-B2

5. Date:	6. Abatement Location:	7. ☑ PCM (0.8 micron MCE)	8. ☐ TEM (0.45 micron MCE)	9. Type:
9/22/01	2FL	Cassette/Filter Manufacture: MMI; Lot #: 01046915	Cassette/Filter Manufacture: ; Lot #:	a. ☐ Background; b. ☐ Pre-Abate; c. ☐ Abatement; d. ☑ Post-Abate; e. ☐ OSHA; f. ☐ Environmental; g. ☐ Ambient; h. ☐ Other

DAILY AIR SAMPLE RECORD

10. Sample I.D. Number	11. Pump Number	12. Sample Location: 12a. IWA	12b. OWA	12c. Sample Coordinates	13. Time (24 hrs clock): 13a. Start	13b. End	13c. Total	14. Flow Rate (L/min.): 14a. Start	14b. End	14b. Avg	15. Total Air Vol. (liters)	16. # Fibers/Fields Minus Blank	17. Fiber Conc. F/CC
2-01				Field Blank								0/100	
				Field Blank									
2-02		✓		2FL N/W corner	905	1105	120	15	15	15	1800	3/100	<0.003
2-03		✓		2FL S/W corner	907	1107	120	15	15	15	1800	2/100	<0.003
2-04		✓		2FL West side middle	909	1109	120	15	15	15	1800	1/100	<0.003
2-05		✓		2FL South side	910	1110	120	15	15	15	1800	2/100	<0.003
2-06		✓		2FL S/E side	911	1111	120	15	15	15	1800	2/100	<0.003

CHAIN OF CUSTODY

18. Relinquished By:	19. Received By:	20. Date:	21. Time:
I [signature]	[signature]	09/22/01	1950
II			
III			

LAB INFORMATION (ATC ELAP # 10879, ATC NVLAP # 1187)

22. Lab Name:	23. Date:	24. Time:
a. Analyzed By: [signature]	09/22/01	21.15
b. QC By:		
c. Lab Batch #: 97071		

25. Microscope Make/Serial #: OLYMPUS CH2/1015
☐ Nikon Labophot 238913
☐ Nikon Labophot 238917
☐ Nikon Labophot 239079

26. ATC Project Manager: Ben Sallami

27. Result To: Ben Sallami
Beeper/Phone #'s

28. Comments:

Analysis Methodology
✓ PCM - NIOSH 7400A
TEM - AHERA

WHITE - File YELLOW - Client/Report PINK - Lab GOLDENROD - Field

NY-1 (1/01)

NYC-WTC_000124388

NYC 9/11 Public Portal Document

AIR MONITORING DATA AND CHAIN OF CUSTODY FORM

Page _____ of _____

TURNAROUND TIME

☐ 2 hrs ☐ 6 hrs ☐ 48 hrs ☐ Standard
☐ 4 hrs ☐ 24 hrs ☐ 72 hrs ☐ Other _____

PROJECT INFORMATION

1. Client:	2. Project Name	3. Project #	4. Project Monitor:	4c. Rotameter Number:
99 church	2a. Project Address: 99 church st NY NY	3a. Task #	4a. Air Sampler:	SD-132

5. Date:	6. Abatement Location:	7. ☐ PCM (0.8 micron MCE)	8. ☐ TEM (0.45 micron MCE)	9. Type:
9/23/01	3 FL	Cassette/Filter Manufacture MMS Lot # 0104695	Cassette/Filter Manufacture X Lot #	a. ☐ Background b. ☐ Pre-Abate c. ☐ Abatement d. ☒ Post-Abate e. ☐ OSHA f. ☐ Environmental g. ☐ Ambient h. ☐ Other

DAILY AIR SAMPLE RECORD

10. Sample I.D. Number	11. Pump Number	12. Sample Location 12a. IWA	12b. OWA	12c. Sample Coordinates	13. Time (24 hrs clock) 13a. Start	13b. End	13c. Total	14. Flow Rate (L/min.) 14a. Start	14b. End	14b. Avg	15. Total Air Vol. (liters)	16. # Fibers/Fields Minus Blank	17. Fiber Conc. F/CC
3-01				Field Blank Field Blank								0/100	
3-02				3 FL N/W corner	1655	1855	120	15	15	15	1800	3/100	<0.003
3-03				3 FL S/W corner	1656	1856	120	15	15	15	1800	2/100	<0.003
3-04				3 FL West side middle	1658	1858	120	15	15	15	1800	2/100	<0.003
3-05				3 FL South side	1659	1859	120	15	15	15	1800	2/100	<0.003
3-06				3 FL S/E corner	1700	1900	120	15	15	15	1800	2/100	<0.003

CHAIN OF CUSTODY

	18. Relinquished By:	19. Received By:	20. Date:	21. Time:
I	[illegible]	[illegible]	9/23/01	2030
II				
III				

LAB INFORMATION (ATC ELAP # 10879, ATC NVLAP # 1187)

22. Lab Name:	23. Date:	24. Time:
a. Analyzed By: [illegible]	9/23/01	2200
b. QC By:		
c. Lab Batch #: 97079		

25. Microscope Make/Serial #:
☐ Nikon Labophot 238913
☐ Nikon Labophot 238917
☒ Nikon Labophot 239079

Analysis Methodology
☒ PCM - NIOSH 7400A
TEM - AHERA

26. ATC Project Manager:	27. Result To:	28. Comments:
Ben Sallami	Ben Sallami Beeper/Phone #'s _____	

WHITE - File YELLOW - Client/Report PINK - Lab GOLDENROD - Field

NY-1 (1/01)

NYC-WTC_000124389

NYC 9/11 Public Portal Document

ATC ASSOCIATES INC.

AIR MONITORING DATA AND CHAIN OF CUSTODY FORM

Page 1 of

TURNAROUND TIME

☐ 2 hrs ☐ 6 hrs ☐ 48 hrs ☐ Standard
☐ 4 hrs ☐ 24 hrs ☐ 72 hrs ☐ Other

PROJECT INFORMATION

1. Client:	2. Project Name	3. Project #	4. Project Monitor:	4c. Rotameter Number:
99 Church	2a. Project Address: 99 Church St NY NY	71108-17	Tim Anstiskovskij	SD-132
		3a. Task #	4a. Air Sampler:	

5. Date:	6. Abatement Location:	7. ☑ PCM (0.8 micron MCE)	8. ☐ TEM (0.45 micron MCE)	9. Type:
9/23/01	4 FL	Cassette/Filter Manufacture MMI Lot # 01046965	Cassette/Filter Manufacture X Lot #	a. ☐ Background b. ☐ Pre-Abate c. ☐ Abatement d. ☒ Post-Abate e. ☐ OSHA f. ☐ Environmental g. ☐ Ambient h. ☐ Other

DAILY AIR SAMPLE RECORD

10. Sample I.D. Number	11. Pump Number	12. Sample Location: 12a. IWA	12b. OWA	12c. Sample Coordinates	13. Time (24 hrs clock): 13a. Start	13b. End	13c. Total	14. Flow Rate (L/min.): 14a. Start	14b. End	14b. Avg	15. Total Air Vol. (liters)	16. # Fibers/Fields Minus Blank	17. Fiber Conc. F/CC
4-01				Field Blank								0/100	
				Field Blank									
4-02		✓		4FL N/W corner	905	1105	120	15	15	15	1800	3/100	<0.003
4-03		✓		4FL S/W corner	907	1107	120	15	15	15	1800	6/100	<0.003
4-04		✓		4FL, West side middle	909	1109	120	15	15	15	1800	2/100	<0.003
4-05		✓		4FL, South side	0911	1111	120	15	15	15	1800	14/100	0.004
4-06		✓		4FL S/E side	0915	1115	120	15	15	15	1800	2/100	<0.003

CHAIN OF CUSTODY

18. Relinquished By:	19. Received By:	20. Date:	21. Time:
I [signature]	[signature] A. C. L	9/23/01	2030
II			
III			

LAB INFORMATION (ATC ELAP # 10879, ATC NVLAP # 1187)

22. Lab Name:	23. Date:	24. Time:
a. Analyzed By: [signature]	9/23/01	2230
b. QC By:		
c. Lab Batch #: 97081		

25. Microscope Make/Serial #:
☐ Nikon Labophot 238913
☐ Nikon Labophot 238917
☑ Nikon Labophot 239079

Analysis Methodology
PCM - NIOSH 7400A
TEM - AHERA

26. ATC Project Manager: Ben Sallami

27. Result To: Ben Sallami
Beeper/Phone #'s

28. Comments:

WHITE - File YELLOW - Client/Report PINK - Lab GOLDENROD - Field

NY-1 (1/01)

ATC ASSOCIATES INC.

AIR MONITORING DATA AND CHAIN OF CUSTODY FORM

Page 1 of ____

TURNAROUND TIME

☐ 2 hrs ☐ 6 hrs ☐ 48 hrs ☐ Standard
☐ 4 hrs ☐ 24 hrs ☐ 72 hrs ☐ Other ____

PROJECT INFORMATION

1. Client:	2. Project Name	3. Project #	4. Project Monitor:	4c. Rotameter Number:
99 Church St	2a. Project Address: 99 Church St NYNY	7/108-17	Tim Hmstislavskiy	SD-132
		3a. Task #	4a. Air Sampler:	

5. Date:	6. Abatement Location:	7. ☒ PCM (0.8 micron MCE)	8. ☐ TEM (0.45 micron MCE)	9. Type:
9/22/01	5 FL	Cassette/Filter Manufacture MMT; Lot # 0104691S	Cassette/Filter Manufacture; Lot #	a. ☐ Background; b. ☐ Pre-Abate; c. ☐ Abatement; d. ☒ Post-Abate; e. ☐ OSHA; f. ☐ Environmental; g. ☐ Ambient; h. ☐ Other

DAILY AIR SAMPLE RECORD

10. Sample I.D. Number	11. Pump Number	12. Sample Location: 12a. IWA	12b. OWA	12c. Sample Coordinates	13. Time (24 hrs clock): 13a. Start	13b. End	13c. Total	14. Flow Rate (L/min.): 14a. Start	14b. End	14b. Avg	15. Total Air Vol. (liters)	16. # Fibers/Fields Minus Blank	17. Fiber Conc. F/CC
5-01				Field Blank								0/100	
				Field Blank									
5-02		✓		5 FL N/W corner	845	1045	120	15	15	15	1800	3/100	<0.003
5-03		✓		5 FL S/W corner	847	1047	120	15	15	15	1800	4/100	<0.003
5-04		✓		5 FL west side middle	848	1048	120	15	15	15	1800	1/100	<0.003
5-05		✓		5 FL South side	850	1050	120	15	15	15	1800	1/100	<0.003
5-06		✓		5 FL S/E side.	851	1051	120	15	15	15	1800	1/100	<0.003

CHAIN OF CUSTODY

18. Relinquished By:	19. Received By:	20. Date:	21. Time:
I [signature]	[signature]	09/22/01	1950
II			
III			

LAB INFORMATION (ATC ELAP # 10879, ATC NVLAP # 1187)

22. Lab Name:	23. Date:	24. Time:
a. Analyzed By: [signature]	09/22/01	21.25
b. QC By:		
c. Lab Batch #: 97072		

25. Microscope Make/Serial #: Olympus CH2/1015
☐ Nikon Labophot 238913
☐ Nikon Labophot 238917
☐ Nikon Labophot 239079

Analysis Methodology
✓ PCM - NIOSH 7400A
TEM - AHERA

26. ATC Project Manager: Ben Sallami

27. Result To: Ben Sallami
Beeper/Phone #'s ____

28. Comments:

WHITE - File YELLOW - Client/Report PINK - Lab GOLDENROD - Field

NY-1 (1/01)

NYC-WTC_000124391

NYC 9/11 Public Portal Document

ATC ASSOCIATES INC.

AIR MONITORING DATA AND CHAIN OF CUSTODY FORM

TURNAROUND TIME

☐ 2 hrs ☐ 6 hrs ☐ 48 hrs ☐ Standard
☐ 4 hrs ☐ 24 hrs ☐ 72 hrs ☐ Other

PROJECT INFORMATION

1. Client:	2. Project Name	3. Project #	4. Project Monitor:	4c. Rotameter Number:
99 church st	2a. Project Address: 99 church st NY NY	11108-17 / 3a. Task #	Tim Austislewski / 4a. Air Sampler:	SD-132

5. Date:	6. Abatement Location:	7. ☐ PCM (0.8 micron MCE) Cassette/Filter Manufacture: MMI Lot #: 00272914	8. ☐ TEM (0.45 micron MCE) Cassette/Filter Manufacture: Lot #:	9. Type: a. ☐ Background b. ☐ Pre-Abate c. ☐ Abatement d. ☒ Post-Abate e. ☐ OSHA f. ☐ Environmental g. ☐ Ambient h. ☐ Other
9/12/19	6FL			

DAILY AIR SAMPLE RECORD

10. Sample I.D. Number	11. Pump Number	12. Sample Location 12a. IWA	12b. OWA	12c. Sample Coordinates	13. Time (24 hrs clock) 13a. Start	13b. End	13c. Total	14. Flow Rate (L/min.) 14a. Start	14b. End	14b. Avg	15. Total Air Vol. (liters)	16. # Fibers/Fields Minus Blank	17. Fiber Conc. F/CC
6-01				Field Blank Field Blank								0/100	
6-02		V		6FL N/W corner	1215	1415	120	15	15	15	1800	4/100	<3.003
6-03		V		6FL S/W corner	1216	1416	120	15	15	15	1800	3/100	<3.003
6-04		V		6FL West side midpoint	1217	1417	120	15	15	15	1800	3/100	<3.003
6-05		V		6FL South side	1218	1418	120	15	15	15	1800	4/100	<3.003
6-06		V		6FL S/E side.	1220	1420	120	15	15	15	1800	6/100	<3.003

CHAIN OF CUSTODY

	18. Relinquished By:	19. Received By:	20. Date:	21. Time:
I	[signature]	[signature]	9/22/21	0030
II				
III				

LAB INFORMATION (ATC NELAP # 10879, ATC NVLAP # 1187)

22. Lab Name:	23. Date:	24. Time:
a. Analyzed By: [signature]	9/22/21	0300
b. QC By:		
c. Lab Batch #: 97061		

25. Microscope Make/Serial #:
☒ Nikon Labophot 238913
☐ Nikon Labophot 238917
☐ Nikon Labophot 239079

Analysis Methodology
PCM - NIOSH 7400A
TEM - AHERA

26. ATC Project Manager: Ben Sollami

27. Result To: Ben Sollami
Beeper/Phone #'s

28. Comments:

WHITE - File YELLOW - Client/Report PINK - Lab GOLDENROD - Field

NY-1 (1/01)

NYC-WTC_000124392

NYC 9/11 Public Portal Document

AIR MONITORING DATA AND CHAIN OF CUSTODY FORM

ATC ASSOCIATES INC.

TURNAROUND TIME
☐ 2 hrs ☐ 6 hrs ☐ 48 hrs ☐ Standard
☐ 4 hrs ☐ 24 hrs ☐ 72 hrs ☐ Other ____

PROJECT INFORMATION

1. Client:	2. Project Name	3. Project #	4. Project Monitor:	4c. Rotameter Number:
99 church st	2a. Project Address 99 Church st NY NY	3a. Task #	4a. Air Sampler:	SD-150

5. Date:	6. Abatement Location:	7. ☐ PCM (0.8 micron MCE)	8. ☐ TEM (0.45 micron MCE)	9. Type:		
9/21/01	7 FL	Cassette/Filter Manufacture MMI	Cassette/Filter Manufacture	a. ☐ Background	c. ☐ Abatement	f. ☐ Environmental
		Lot # 00272914	Lot #	b. ☐ Pre-Abate	d. ☒ Post-Abate	g. ☐ Ambient
					e. ☐ OSHA	h. ☐ Other

DAILY AIR SAMPLE RECORD

10. Sample I.D. Number	11. Pump Number	12. Sample Location 12a. IWA	12b. OWA	12c. Sample Coordinates	13. Time (24 hrs clock) 13a. Start	13b. End	13c. Total	14. Flow Rate (L/min.) 14a. Start	14b. End	14b. Avg	15. Total Air Vol. (liters)	16. # Fibers/Fields Minus Blank	17. Fiber Conc. F/CC
7-01				Field Blank								9/100	
				Field Blank									
7-02		V		7 FL NW corner	1205	1405	120	15	15	15	1800	2/100	<.003
7-03		V		7 FL SW corner	1206	1406	120	15	15	15	1800	4/100	<.003
7-04		V		7 FL West side midpoint	1207	1407	120	15	15	15	1800	2/100	<.003
7-05		V		7 FL South side	1208	1408	120	15	15	15	1800	5/100	<.003
7-06		V		7 FL SE side	1209	1409	120	15	15	15	1800	4/100	<.003

CHAIN OF CUSTODY

	18. Relinquished By:	19. Received By:	20. Date:	21. Time:
I	[illegible]	[illegible]	9/22/01	0030
II				
III				

LAB INFORMATION (ATC ELAP # 10879, ATC NVLAP # 1187)

22. Lab Name:	23. Date:	24. Time:
a. Analyzed By: [illegible]	9/22/01	0300
b. QC By:		
c. Lab Batch #: 97059		

25. Microscope Make/Serial #:
☐ Nikon Labophot 238913
☐ Nikon Labophot 238917
☒ Nikon Labophot 239079

Analysis Methodology
(PCM) NIOSH 7400A
TEM - AHERA

26. ATC Project Manager: Ben Sallami

27. Result To: Ben Sallami
Beeper/Phone #'s ____

28. Comments:

WHITE - File YELLOW - Client/Report PINK - Lab GOLDENROD - Field

NY-1 (1/01)

NYC-WTC_000124393

NYC 9/11 Public Portal Document

VATC ASSOCIATES INC.

AIR MONITORING DATA AND CHAIN OF CUSTODY FORM

TURNAROUND TIME

☐ 2 hrs ☐ 6 hrs ☐ 48 hrs ☐ Standard
☐ 4 hrs ☐ 24 hrs ☐ 72 hrs ☐ Other _____

PROJECT INFORMATION

1. Client:	2. Project Name	3. Project #	4. Project Monitor:	4c. Rotameter Number:
99 Church St	2a. Project Address: 99 Church St NY NY	3a. Task #	4a. Air Sampler:	SD-152

5. Date:	6. Abatement Location:	7. ☒ PCM (0.8 micron MCE)	8. ☐ TEM (0.45 micron MCE)	9. Type:
9/21/01	8FL	Cassette/Filter Manufacture: MMS Lot # 00272914	Cassette/Filter Manufacture: X Lot #	a. ☐ Background b. ☐ Pre-Abate c. ☐ Abatement d. ☒ Post-Abate e. ☐ OSHA f. ☐ Environmental g. ☐ Ambient h. ☐ Other

DAILY AIR SAMPLE RECORD

10. Sample I.D. Number	11. Pump Number	12. Sample Location 12a. IWA	12b. OWA	12c. Sample Coordinates	13. Time (24 hrs clock) 13a. Start	13b. End	13c. Total	14. Flow Rate (L/min.) 14a. Start	14b. End	14b. Avg	15. Total Air Vol. (liters)	16. # Fibers/Fields Minus Blank	17. Fiber Conc. F/CC
8-01				Field Blank								9/100	
				Field Blank									
8-02		V		8FL NW corner	945	1145	120	15	15	15	1800	4/100	<.003
8-03		V		8FL SW corner	947	1147	120	15	15	15	1800	3/100	<.003
8-04		V		8FL West side midpoint	948	1148	120	15	15	15	1800	5/100	<.003
8-05		V		8FL South side	949	1149	120	15	15	15	1800	3/100	<.003
8-06		✓		8FL SE side.	950	1150	120	15	15	15	1800	6/100	<.003

CHAIN OF CUSTODY

	18. Relinquished By:	19. Received By:	20. Date:	21. Time:
I	[illegible]	[illegible]	9/22/01	0030
II				
III				

LAB INFORMATION (ATC ELAP # 10879, ATC NVLAP # 1187)

22. Lab Name:	23. Date:	24. Time:
a. Analyzed By: [illegible]	9/22/01	0300
b. QC By:		
c. Lab Batch #: 91062		

25. Microscope Make/Serial #:
☐ Nikon Labophot 238913
☐ Nikon Labophot 238917
☒ Nikon Labophot 239079

Analysis Methodology
PCM - NIOSH 7400A
TEM - AHERA

26. ATC Project Manager: Ben Sallami

27. Result To: Ben Sallami
Beeper/Phone #'s _____

28. Comments:

WHITE - File YELLOW - Client/Report PINK - Lab GOLDENROD - Field

NYC-WTC_000124394

NYC 9/11 Public Portal Document

ATC ASSOCIATES INC.

AIR MONITORING DATA AND CHAIN OF CUSTODY FORM

TURNAROUND TIME

☐ 2 hrs ☐ 6 hrs ☐ 48 hrs ☐ Standard
☐ 4 hrs ☐ 24 hrs ☐ 72 hrs ☐ Other _____

PROJECT INFORMATION

1. Client:	2. Project Name	3. Project #	4. Project Monitor:	4c. Rotameter Number:
99 Church St	99 Church St NY NY	31108-17	Tim Austis/Joustin	SD-130
	2a. Project Address	3a. Task #	4a. Air Sampler:	

5. Date:	6. Abatement Location:	7. ☑ PCM (0.8 micron MCE)	8. ☐ TEM (0.45 micron MCE)	9. Type:
9/21/01	9 FL	Cassette/Filter Manufacture MMB Lot # 00227914	Cassette/Filter Manufacture X Lot #	a. ☐ Background b. ☐ Pre-Abate c. ☐ Abatement d. ☒ Post-Abate e. ☐ OSHA f. ☐ Environmental g. ☐ Ambient h. ☐ Other

DAILY AIR SAMPLE RECORD

10. Sample I.D. Number	11. Pump Number	12. Sample Location 12a. IWA	12b. OWA	12c. Sample Coordinates	13. Time (24 hrs clock) 13a. Start	13b. End	13c. Total	14. Flow Rate (L/min.) 14a. Start	14b. End	14b. Avg	15. Total Air Vol. (liters)	16. # Fibers/Fields Minus Blank	17. Fiber Conc. F/CC
9-01				Field Blank Field Blank								0/100	
9-02		V		9 FL N/W corner	930	1130	120	15	15	15	1800	3/100	<.003
9-03		V		9 FL S/W corner	931	1131	120	15	15	15	1800	5/100	<.003
9-04		V		9 FL west side midpoint	932	1132	120	15	15	15	1800	3/100	<.003
9-05		V		9 FL South side	933	1133	120	15	15	15	1800	6/100	<.003
9-06		V		9 FL S/E side	935	1135	120	15	15	15	1800	6/100	<.003

CHAIN OF CUSTODY

	18. Relinquished By:	19. Received By:	20. Date:	21. Time:
I	[illegible]	[signature]	9/22/01	0830
II				
III				

LAB INFORMATION (ATC ELAP # 10879, ATC NVLAP # 1187)

22. Lab Name:	23. Date:	24. Time:
a. Analyzed By: [signature]	9/22/01	0360
b. QC By:		
c. Lab Batch #: 97063		

25. Microscope Make/Serial #:
☐ Nikon Labophot 238913
☐ Nikon Labophot 238917
☒ Nikon Labophot 239079

Analysis Methodology
PCM - NIOSH 7400A
TEM - AHERA

26. ATC Project Manager:	27. Result To:	28. Comments:
Ben Sallami	Ben Sallami Beeper/Phone #'s	

WHITE - File YELLOW - Client/Report PINK - Lab GOLDENROD - Field

NYC-WTC_000124395

NYC 9/11 Public Portal Document

ATC ASSOCIATES INC.

AIR MONITORING DATA AND CHAIN OF CUSTODY FORM

TURNAROUND TIME

☐ 2 hrs ☐ 6 hrs ☐ 48 hrs ☐ Standard
☐ 4 hrs ☐ 24 hrs ☐ 72 hrs ☐ Other

PROJECT INFORMATION

1. Client:	2. Project Name	3. Project #	4. Project Monitor:	4c. Rotameter Number:
99 church st	2a. Project Address: 99 church st NY NY	71108-17	Tim Amstislavsky	SD-132
		3a. Task #	4a. Air Sampler:	

5. Date:	6. Abatement Location:	7. ☐ PCM (0.8 micron MCE)	8. ☐ TEM (0.45 micron MCE)	9. Type:
9/20/01	10 Floor	Cassette/Filter Manufacture: MMI; Lot #: 00272414	Cassette/Filter Manufacture: X; Lot #:	a. ☐ Background; b. ☐ Pre-Abate; c. ☐ Abatement; d. ☐ Post-Abate; e. ☐ OSHA; f. ☐ Environmental; g. ☐ Ambient; h. ☐ Other

DAILY AIR SAMPLE RECORD

10. Sample I.D. Number	11. Pump Number	12. Sample Location: 12a. IWA	12b. OWA	12c. Sample Coordinates	13. Time (24 hrs clock): 13a. Start	13b. End	13c. Total	14. Flow Rate (L/min.): 14a. Start	14b. End	14b. Avg	15. Total Air Vol. (liters)	16. # Fibers/Fields Minus Blank	17. Fiber Conc. F/CC
1006				Field Blank								0/100	
				Field Blank									
10-01		✓		10 Floor N/W corner	1640	1840	120	15	15	15	1800	4/100	<0.003
10-02		✓		10 FL S/W corner	1641	1841	120	15	15	15	1800	6/100	<0.003
10-03		✓		10 FL West side middle	1642	1842	120	15	15	15	1800	3/100	<0.003
10-04		✓		10 FL South side	1643	1843	120	15	15	15	1800	3/100	<0.003
10-05		✓		10 FL S/E side	1644	1844	120	15	15	15	1800	4/100	<0.003

CHAIN OF CUSTODY

18. Relinquished By:	19. Received By:	20. Date:	21. Time:
I [signature]	[signature]	09/20/01	1950
II			
III			

LAB INFORMATION (ATC ELAP # 10879, ATC NVLAP # 1187)

22. Lab Name:	23. Date:	24. Time:
a. Analyzed By: [signature]	09/20/01	2045
b. QC By:		
c. Lab Batch #: 97035		

25. Microscope Make/Serial #: OLYMPUS CH2/1005
☐ Nikon Labophot 238913
☐ Nikon Labophot 238917
☐ Nikon Labophot 239079

26. ATC Project Manager: Ben Sallami

27. Result To: ATC Project Manager
Beeper/Phone #'s

28. Comments:

Analysis Methodology
✓ PCM - NIOSH 7400A
TEM - AHERA

WHITE - File YELLOW - Client/Report PINK - Lab GOLDENROD - Field

NY-1 (1/01)

NYC-WTC_000124396

NYC 9/11 Public Portal Document

ATC ASSOCIATES INC.

AIR MONITORING DATA AND CHAIN OF CUSTODY FORM

Page 4 of ____

TURNAROUND TIME
☐ 2 hrs ☐ 6 hrs ☐ 48 hrs ☐ Standard
☐ 4 hrs ☐ 24 hrs ☐ 72 hrs ☐ Other ____

PROJECT INFORMATION

1. Client:	2. Project Name	3. Project #	4. Project Monitor:	4c. Rotameter Number:
99 church st	2a. Project Address: 99 church st NY NY	J1108-17	Tim Mastislavskiy	SD-152
		3a. Task #	4a. Air Sampler:	

5. Date:	6. Abatement Location:	7. ☑ PCM (0.8 micron MCE)	8. ☐ TEM (0.45 micron MCE)	9. Type:
9/20/01	11 Floor	Cassette/Filter Manufacture: MMI; Lot #: 00272414	Cassette/Filter Manufacture: X; Lot #:	a. ☐ Background; b. ☐ Pre-Abate; c. ☐ Abatement; d. ☐ Post-Abate; e. ☐ OSHA; f. ☐ Environmental; g. ☐ Ambient; h. ☐ Other

DAILY AIR SAMPLE RECORD

10. Sample I.D. Number	11. Pump Number	12. Sample Location: 12a. IWA	12b. OWA	12c. Sample Coordinates	13. Time (24 hrs clock): 13a. Start	13b. End	13c. Total	14. Flow Rate (L/min.): 14a. Start	14b. End	14b. Avg	15. Total Air Vol. (liters)	16. # Fibers/Fields Minus Blank	17. Fiber Conc. F/CC
11-01				Field Blank								0/100	
~~02~~				Field Blank									
11-02		✓		~~N/W~~ 11 Floor N/W corner	1630	1830	120	15	15	15	1800	5/100	<0.003
11-03		✓		11 Floor S/W corner.	1631	1831	120	15	15	15	1800	4/100	<0.003
11-04		✓		11 Floor West side middle	1632	1832	120	15	15	15	1800	1/100	<0.003
11-05		✓		11 Floor South side	1633	1833	120	15	15	15	1800	5/100	<0.003
11-06		✓		11 Floor S/E side.	1634	1834	120	15	15	15	1800	9/100	<0.003

CHAIN OF CUSTODY

18. Relinquished By:	19. Received By:	20. Date:	21. Time:
I [signature]	[signature]	09/20/01	1940
II			
III			

LAB INFORMATION (ATC ELAP # 10879, ATC NVLAP # 1187)

22. Lab Name:	23. Date:	24. Time:
a. Analyzed By: [signature]	09/20/01	21.10
b. QC By:		
c. Lab Batch #: 97038		

25. Microscope Make/Serial #: OLYMPUS CH2/1015
☐ Nikon Labophot 238913
☐ Nikon Labophot 238917
☐ Nikon Labophot 239079

26. ATC Project Manager: Ben Sallomi

27. Result To: ATC project Manager
Beeper/Phone #'s

28. Comments:

Analysis Methodology
✓ PCM - NIOSH 7400A
TEM - AHERA

WHITE - File YELLOW - Client/Report PINK - Lab GOLDENROD - Field

NY-1 (1/01)


PCM
80 all

NYC-WTC_000124398

NYC 9/11 Public Portal Document

ATC ASSOCIATES INC.

AIR MONITORING DATA AND CHAIN OF CUSTODY FORM

Page _____ of _____

TURNAROUND TIME

☐ 2 hrs ☐ 6 hrs ☐ 48 hrs ☐ Standard
☐ 4 hrs ☐ 24 hrs ☐ 72 hrs ☐ Other _____

PROJECT INFORMATION

1. Client:	2. Project Name	3. Project #	4. Project Monitor:	4c. Rotameter Number:
99 Church st	2a. Project Address: 99 Church st NY NY	71108-17 / 3a. Task #	Tim Amstislavsky / 4a. Air Sampler:	SD-132

5. Date:	6. Abatement Location:	7. ☑ PCM (0.8 micron MCE)	8. ☐ TEM (0.45 micron MCE)	9. Type:
10/10/01	Outside	Cassette/Filter Manufacture: MMI; Lot #: 01095915	Cassette/Filter Manufacture: ; Lot #:	a. ☐ Background; b. ☐ Pre-Abate; c. ☐ Abatement; d. ☑ Post-Abate; e. ☐ OSHA; f. ☐ Environmental; g. ☐ Ambient; h. ☐ Other

DAILY AIR SAMPLE RECORD

10. Sample I.D. Number	11. Pump Number	12. Sample Location: 12a. IWA	12b. OWA	12c. Sample Coordinates	13. Time (24 hrs clock): 13a. Start	13b. End	13c. Total	14. Flow Rate (L/min.): 14a. Start	14b. End	14b. Avg	15. Total Air Vol. (liters)	16. # Fibers/Fields Minus Blank	17. Fiber Conc. F/CC
0-1				Field Blank								0/100	
				Field Blank									
0-2		V		Lobby (outside) North side	1305	1505	120	15	15	15	1800	4/100	<0.003
0-3		V		~~Lobby~~ Roof West side	1310	1510	120	15	15	15	1800	5/100	<0.003
0-4		V		Lobby (outside) South side	1307	1507	120	15	15	15	1800	8/100	<0.003
0-5		V		Roof S/W side	1315	1515	120	15	15	15	1800	6/100	<0.003
0-6		V		Roof East side	1317	1517	120	15	15	15	1800	4/100	<0.003

CHAIN OF CUSTODY

18. Relinquished By:	19. Received By:	20. Date:	21. Time:
I	[signature]	10/11/01	17:25
II			
III			

LAB INFORMATION (ATC ELAP # 10879, ATC NVLAP # 1187)

22. Lab Name:	23. Date:	24. Time:
a. Analyzed By: [signature]	10/11/01	1900
b. QC By:		[signature]
c. Lab Batch #: 97378		

25. Microscope Make/Serial #: OLYMPUS CHELIOUS
☐ Nikon Labophot 238913
☐ Nikon Labophot 238917
☐ Nikon Labophot 239079

Analysis Methodology
✓ PCM - NIOSH 7400A
TEM - AHERA

26. ATC Project Manager: Ben Sallami

27. Result To: Ben Sallami
Beeper/Phone #'s _____

28. Comments:

WHITE - File YELLOW - Client/Report PINK - Lab GOLDENROD - Field

NY-1 (1/01)

ATC ASSOCIATES INC.

AIR MONITORING DATA AND CHAIN OF CUSTODY FORM

Page _____ of _____

TURNAROUND TIME

☐ 2 hrs ☐ 6 hrs ☐ 48 hrs ☐ Standard
☐ 4 hrs ☐ 24 hrs ☐ 72 hrs ☐ Other _____

PROJECT INFORMATION

1. Client:	2. Project Name	3. Project #	4. Project Monitor:	4c. Rotameter Number:
99 church	2a. Project Address: 99 church st NY NY	71108-17	Jim Amstislavskij	SD-132
		3a. Task #	4a. Air Sampler:	

5. Date:	6. Abatement Location:	7. ☑ PCM (0.8 micron MCE)	8. ☐ TEM (0.45 micron MCE)	9. Type:
9/26/01	Lobby	Cassette/Filter Manufacture: MMI Lot #: 00272914	Cassette/Filter Manufacture: X Lot #:	a. ☐ Background b. ☐ Pre-Abate c. ☐ Abatement d. ☑ Post-Abate e. ☐ OSHA f. ☐ Environmental g. ☐ Ambient h. ☐ Other

DAILY AIR SAMPLE RECORD

10. Sample I.D. Number	11. Pump Number	12. Sample Location: 12a. IWA	12b. OWA	12c. Sample Coordinates	13. Time (24 hrs clock): 13a. Start	13b. End	13c. Total	14. Flow Rate (L/min.): 14a. Start	14b. End	14b. Avg	15. Total Air Vol. (liters)	16. # Fibers/Fields Minus Blank	17. Fiber Conc. F/CC
L-01				Field Blank								0/100	
				Field Blank									
L-02		✓		Lobby North side	1710	1910	120	15	15	15	1800	3/100	<0.003
L-03		✓		Lobby South side	1712	1912	120	15	15	15	1800	5/100	<0.003
L-04		✓		Lobby East side	1714	1914	120	15	15	15	1800	6/100	<0.003
L-05		✓		Lobby West side	1716	1916	120	15	15	15	1800	3/100	<0.003
L-06		✓		Lobby middle	1718	1918	120	15	15	15	1800	7/100	<0.003

CHAIN OF CUSTODY

18. Relinquished By:	19. Received By:	20. Date:	21. Time:
I [signature]	[signature]	10/30/01	21.15
II			
III			

LAB INFORMATION (ATC ELAP # 10879, ATC NVLAP # 1187)

22. Lab Name:	23. Date:	24. Time:
a. Analyzed By: [signature]	10/30/01	2230
b. QC By:		
c. Lab Batch #: 97719		

25. Microscope Make/Serial #: Olympus CH2/1005
☐ Nikon Labophot 238913
☐ Nikon Labophot 238917
☐ Nikon Labophot 239079

26. ATC Project Manager: Ben Sallami

27. Result To: Ben Sallami
Beeper/Phone #'s _____

28. Comments:

Analysis Methodology
✓ PCM - NIOSH 7400A
TEM - AHERA

WHITE - File YELLOW - Client/Report PINK - Lab GOLDENROD - Field

NY-1 (1/01)

NYC-WTC_000124400

NYC 9/11 Public Portal Document

ATC ASSOCIATES INC.

AIR MONITORING DATA AND CHAIN OF CUSTODY FORM

Page _____ of _____

TURNAROUND TIME

☐ 2 hrs ☐ 6 hrs ☐ 48 hrs ☐ Standard
☐ 4 hrs ☐ 24 hrs ☐ 72 hrs ☐ Other _____

PROJECT INFORMATION

1. Client:	2. Project Name	3. Project #	4. Project Monitor:	4c. Rotameter Number:
99 Church st	2a. Project Address: 99 Church st NY NY	11108-17 / 3a. Task #	Tim Haas/Isaac / 4a. Air Sampler:	SD-182

5. Date:	6. Abatement Location:	7. ☐ PCM (0.8 micron MCE)	8. ☐ TEM (0.45 micron MCE)	9. Type:
10/16/01	B 1 (Bsmnt)	Cassette/Filter Manufacture _____ Lot # 01047915	Cassette/Filter Manufacture _____ Lot # _____	a. ☐ Background b. ☐ Pre-Abate c. ☐ Abatement d. ☐ Post-Abate e. ☐ OSHA f. ☐ Environmental g. ☐ Ambient h. ☐ Other

DAILY AIR SAMPLE RECORD

10. Sample I.D. Number	11. Pump Number	12. Sample Location: 12a. IWA	12b. OWA	12c. Sample Coordinates	13. Time (24 hrs clock): 13a. Start	13b. End	13c. Total	14. Flow Rate (L/min.): 14a. Start	14b. End	14b. Avg	15. Total Air Vol. (liters)	16. # Fibers/Fields Minus Blank	17. Fiber Conc. F/CC
B1-1				Field Blank Field Blank								0/100	
B1-2		V		B1 ~~Not~~ Lobby	1000	1200	120	15	15	15	1800	2/100	<0.003
B1-3		V		B1 Cafeteria	1003	1203	120	15	15	15	1800	1/100	<0.003
B1-4		V		B1 traing room 1	1005	1205	120	15	15	15	1800	8/100	<0.003
B1-5		V		B1 traing room 3	1007	1207	120	15	15	15	1800	2/100	<0.003
B1-6		V		B1 serving area	1010	1210	120	15	15	15	1800	3/100	<0.003

CHAIN OF CUSTODY

	18. Relinquished By:	19. Received By:	20. Date:	21. Time:
I			10/16/01	16:10
II				
III				

LAB INFORMATION (ATC ELAP # 10879, ATC NVLAP # 1187)

22. Lab Name:	23. Date:	24. Time:
a. Analyzed By:	10/16/01	18:10
b. QC By:		
c. Lab Batch #: 97460		

25. Microscope Make/Serial #: ~~Olympus CH2 1021~~
☐ Nikon Labophot 238913
☐ Nikon Labophot 238917
☐ Nikon Labophot 239079

Analysis Methodology
✓ PCM - NIOSH 7400A
TEM - AHERA

26. ATC Project Manager: Ben Sallaumi

27. Result To: Ben Sallaumi
Beeper/Phone #'s _____

28. Comments:

WHITE - File YELLOW - Client/Report PINK - Lab GOLDENROD - Field

NY-1 (1/01)

NYC 9/11 Public Portal Document

ATC ASSOCIATES INC.

AIR MONITORING DATA AND CHAIN OF CUSTODY FORM

Page _____ of _____

TURNAROUND TIME

☐ 2 hrs ☐ 6 hrs ☐ 48 hrs ☐ Standard
☐ 4 hrs ☐ 24 hrs ☐ 72 hrs ☐ Other _____

PROJECT INFORMATION

1. Client:	2. Project Name	3. Project #	4. Project Monitor:	4c. Rotameter Number:
99 Church st	2a. Project Address: 99 Church st NY NY	71108-17	Tim Anestislavskiy	SD-132
		3a. Task #	4a. Air Sampler:	

5. Date:	6. Abatement Location:	7. ☐ PCM (0.8 micron MCE)	8. ☐ TEM (0.45 micron MCE)	9. Type:
10/16/01	B2 (Bsmnt)	Cassette/Filter Manufacture: MAT Lot #: 01047915	Cassette/Filter Manufacture: X Lot #:	a. ☐ Background b. ☐ Pre-Abate c. ☐ Abatement d. ☒ Post-Abate e. ☐ OSHA f. ☐ Environmental g. ☐ Ambient h. ☐ Other

DAILY AIR SAMPLE RECORD

10. Sample I.D. Number	11. Pump Number	12. Sample Location: 12a. IWA	12b. OWA	12c. Sample Coordinates	13. Time (24 hrs clock): 13a. Start	13b. End	13c. Total	14. Flow Rate (L/min.): 14a. Start	14b. End	14b. Avg	15. Total Air Vol. (liters)	16. # Fibers/Fields Minus Blank	17. Fiber Conc. F/CC
B2-1				Field Blank								0/100	
				Field Blank									
B2-2		V		East corridor	1230	1430	120	15	15	15	1800	4/100	<0.003
B2-3		V		North corridor	1233	1433	120	15	15	15	1800	5/100	<0.003
B2-4		V		Mailing room	1236	1436	120	15	15	15	1800	1/100	<0.003
B2-5		V		Fitness room.	1238	1438	120	15	15	15	1800	2/100	<0.003
B2-6		V		custodian office.	1240	1440	120	15	15	15	1800	6/100	<0.003

CHAIN OF CUSTODY

18. Relinquished By:	19. Received By:	20. Date:	21. Time:
I [signature]	[signature]	10/16/01	16.10
II			
III			

LAB INFORMATION (ATC ELAP # 10879, ATC NVLAP # 1187)

22. Lab Name:	23. Date:	24. Time:
a. Analyzed By: [signature]	10/16/01	17.50
b. QC By:		
c. Lab Batch #: 97459		

25. Microscope Make/Serial #: OLYMPUS CH2 [illegible]
☐ Nikon Labophot 238913
☐ Nikon Labophot 238917
☐ Nikon Labophot 239079

Analysis Methodology
✓ PCM - NIOSH 7400A
TEM - AHERA

26. ATC Project Manager: Ben Sallami

27. Result To: Ben Sallami
Beeper/Phone #'s _____

28. Comments:

WHITE - File YELLOW - Client/Report PINK - Lab GOLDENROD - Field

NY-1 (1/01)

NYC-WTC_000124401

NYC-WTC_000124402

NYC 9/11 Public Portal Document

VATC ASSOCIATES INC

AIR MONITORING DATA AND CHAIN OF CUSTODY FORM

Page _____ of _____

TURNAROUND TIME

☐ 2 hrs ☐ 6 hrs ☐ 48 hrs ☐ Standard
☐ 4 hrs ☐ 24 hrs ☐ 72 hrs ☐ Other _____

PROJECT INFORMATION

1. Client:	2. Project Name	3. Project #	4. Project Monitor:	4c. Rotameter Number:
99 Church st	2a. Project Address: 99 Church st NY NY	11108-17 / 3a. Task #	Tim Kwasiborski / 4a. Air Sampler: J	SD-132

5. Date:	6. Abatement Location:	7. ☐ PCM (0.8 micron MCE)	8. ☐ TEM (0.45 micron MCE)	9. Type:	
10/16/01	1 FL N/W office	Cassette/Filter Manufacture: MAFI Lot # 0047915	Cassette/Filter Manufacture: X Lot #	a. ☐ Background b. ☐ Pre-Abate	c. ☐ Abatement d. ☒ Post-Abate e. ☐ OSHA
					f. ☐ Environmental g. ☐ Ambient h. ☐ Other

DAILY AIR SAMPLE RECORD

10. Sample I.D. Number	11. Pump Number	12. Sample Location 12a. IWA	12b. OWA	12c. Sample Coordinates	13. Time (24 hrs clock) 13a. Start	13b. End	13c. Total	14. Flow Rate (L/min.) 14a. Start	14b. End	14b. Avg	15. Total Air Vol. (liters)	16. # Fibers/Fields Minus Blank	17. Fiber Conc. F/CC
DW-1				Field Blank Field Blank								0/100	
DW-2		✓		North west office. North side	1300	1500	120	15	15	15	1800	4/100	<0.003
DW-3		✓		West side	1303	1503	120	15	15	15	1800	2/100	<0.003
DW-4		✓		South side	1305	1505	120	15	15	15	1800	3/100	<0.003
DW-5		✓		Mezzanine South side	1310	1510	120	15	15	15	1800	1/100	<0.003
DW-6		✓		Mezz West side.	1313	1513	120	15	15	15	1800	5/100	<0.003

CHAIN OF CUSTODY

18. Relinquished By:	19. Received By:	20. Date:	21. Time:
J. K	DHoy	10/16/01	1610
I			
II			

LAB INFORMATION (ATC ELAP # 10879, ATC NVLAP # 1187)

22. Lab Name:	23. Date:	24. Time:
a. Analyzed By: DHoy	10/16/01	17:35
b. QC By:		
c. Lab Batch #: 97458		

25. Microscope Make/Serial #: OLYMPUS CH2-1-0-0
☐ Nikon Labophot 238913
☐ Nikon Labophot 238917
☐ Nikon Labopnot 239079

26. ATC Project Manager: Ben Saffaui

27. Result To: Ben Saffaui
Beeper/Phone #'s _____

28. Comments:

Analysis Methodology
J PCM - NIOSH 7400A
TEM - AHERA

WHITE - File YELLOW - Client/Report PINK - Lab GOLDENROD - Field

NY-1 (1/01)

NYC 9/11 Public Portal Document

ATC ASSOCIATES INC.

AIR MONITORING DATA AND CHAIN OF CUSTODY FORM

Page _____ of _____

TURNAROUND TIME

☐ 2 hrs ☐ 6 hrs ☐ 48 hrs ☐ Standard
☐ 4 hrs ☐ 24 hrs ☐ 72 hrs ☐ Other _____

PROJECT INFORMATION

1. Client:	2. Project Name	3. Project #	4. Project Monitor:	4c. Rotameter Number:
99 Church st	2a. Project Address: 99 Church st NY NY	7/108-17	Tim Anastiskevskiy	SD-132
		3a. Task #	4a. Air Sampler:	

5. Date:	6. Abatement Location:	7. ☐ PCM (0.8 micron MCE)	8. ☐ TEM (0.45 micron MCE)	9. Type:
10/16/01	1FL S/W office.	Cassette/Filter Manufacture: MAT Lot #: 01047915	Cassette/Filter Manufacture: X Lot #	a. ☐ Background b. ☐ Pre-Abate c. ☐ Abatement d. ☒ Post-Abate e. ☐ OSHA f. ☐ Environmental g. ☐ Ambient h. ☐ Other

DAILY AIR SAMPLE RECORD

10. Sample I.D. Number	11. Pump Number	12. Sample Location: 12a. IWA	12b. OWA	12c. Sample Coordinates	13. Time (24 hrs clock): 13a. Start	13b. End	13c. Total	14. Flow Rate (L/min.): 14a. Start	14b. End	14b. Avg	15. Total Air Vol. (liters)	16. # Fibers/Fields Minus Blank	17. Fiber Conc. F/CC
SW-1				Field Blank Field Blank								0/100	
SW-2		✓		South West office North side.	1130	1330	120	15	15	15	1800	1/100	<0.003
SW-3		✓		west side	1133	1333	120	15	15	15	1800	1/100	<0.003
SW-4		✓		South side	1135	1335	120	15	15	15	1800	3/100	<0.003
SW-5		✓		Mezzanine South side	1138	1338	120	15	15	15	1800	2/100	<0.003
SW-6		✓		Mezz West side	1140	1340	120	15	15	15	1800	4/100	<0.003

CHAIN OF CUSTODY

18. Relinquished By:	19. Received By:	20. Date:	21. Time:
I [signature]	[signature]	10/16/01	1610
II			
III			

LAB INFORMATION (ATC ELAP # 10879, ATC NVLAP # 1187)

22. Lab Name:		23. Date:	24. Time:
a. Analyzed By:	[signature]	10/16/01	17.20
b. QC By:			
c. Lab Batch #:	97457		

25. Microscope Make/Serial #: Olympus CHE/1005
☐ Nikon Labophot 238913
☐ Nikon Labophot 238917
☐ Nikon Labophot 239079

26. ATC Project Manager: Ben Sallami

27. Result To: Ben Sallami
Beeper/Phone #'s _____

28. Comments:

Analysis Methodology
✓ PCM - NIOSH 7400A
TEM - AHERA

WHITE - File YELLOW - Client/Report PINK - Lab GOLDENROD - Field

NY-1 (1/01)

NYC-WTC_000124403

NYC-WTC_000124404

NYC 9/11 Public Portal Document

ATC ASSOCIATES INC.

AIR MONITORING DATA AND CHAIN OF CUSTODY FORM

Page _____ of _____

TURNAROUND TIME

☐ 2 hrs ☐ 6 hrs ☐ 48 hrs ☐ Standard
☐ 4 hrs ☐ 24 hrs ☐ 72 hrs ☐ Other _____

PROJECT INFORMATION

1. Client:	2. Project Name	3. Project #	4. Project Monitor:	4c. Rotameter Number:
99 Church St	2a. Project Address: 99 Church St NY NY	71108-17	Jim Mastislavsky	SD-132
		3a. Task #	4a. Air Sampler:	

5. Date:	6. Abatement Location:	7. ☐ PCM (0.8 micron MCE)	8. ☐ TEM (0.45 micron MCE)	9. Type:
10/15/01	2 FL	Cassette/Filter Manufacture: MMT Lot #: 01047915	Cassette/Filter Manufacture: ✓ Lot #:	a. ☐ Background b. ☐ Pre-Abate c. ☐ Abatement d. ☒ Post-Abate e. ☐ OSHA f. ☐ Environmental g. ☐ Ambient h. ☐ Other

DAILY AIR SAMPLE RECORD

10. Sample I.D. Number	11. Pump Number	12. Sample Location: 12a. IWA	12b. OWA	12c. Sample Coordinates	13. Time (24 hrs clock): 13a. Start	13b. End	13c. Total	14. Flow Rate (L/min.): 14a. Start	14b. End	14b. Avg	15. Total Air Vol. (liters)	16. # Fibers/Fields Minus Blank	17. Fiber Conc. F/CC
2-1				Field Blank								0/100	
				Field Blank									
2-2		✓		2 FL North side	1310	1510	120	15	15	15	1800	4/100	<0.003
2-3		✓		2 FL West side	1313	1513	120	15	15	15	1800	2/100	<0.003
2-4		✓		2 FL South side	1315	1515	120	15	15	15	1800	2/100	<0.003
2-5		✓		2 FL S/W side	1318	1518	120	15	15	15	1800	3/100	<0.003
2-6		✓		2 FL East side	1320	1520	120	15	15	15	1800	1/100	<0.003

CHAIN OF CUSTODY

18. Relinquished By:	19. Received By:	20. Date:	21. Time:
I	R. Droudina	10.15.01	16.30
II			
III			

LAB INFORMATION (ATC ELAP # 10879, ATC NVLAP # 1187)

22. Lab Name:	23. Date:	24. Time:
a. Analyzed By: R. Droudina	10.15.01	17.00
b. QC By:		
c. Lab Batch #: 97445		

25. Microscope Make/Serial #: Olympus 1025
☐ Nikon Labophot 238913
☐ Nikon Labophot 238917
☐ Nikon Labophot 239079

Analysis Methodology
PCM - NIOSH 7400A
TEM - AHERA

26. ATC Project Manager: Ben Sallami

27. Result To: Ben Sallami
Beeper/Phone #'s _____

28. Comments:

WHITE - File YELLOW - Client/Report PINK - Lab GOLDENROD - Field

NY-1 (1/01)

NYC-WTC_000124405

AIR MONITORING DATA AND CHAIN OF CUSTODY FORM

Page _____ of _____

TURNAROUND TIME

☐ 2 hrs ☐ 6 hrs ☐ 48 hrs ☐ Standard
☐ 4 hrs ☐ 24 hrs ☐ 72 hrs ☐ Other _____

PROJECT INFORMATION

1. Client:	2. Project Name	3. Project #	4. Project Monitor:	4c. Rotameter Number:
99 Church St	2a. Project Address: 99 Church St NY NY	11108-17 3a. Task #	Tim Anastasiou 4a. Air Sampler:	SD-152

5. Date:	6. Abatement Location:	7. ☑ PCM (0.8 micron MCE)	8. ☐ TEM (0.45 micron MCE)	9. Type:
10/15/01	3 FL	Cassette/Filter Manufacture: Mark Lot #: 01047915	Cassette/Filter Manufacture: / Lot #:	a. ☐ Background b. ☐ Pre-Abate c. ☐ Abatement d. ☐ Post-Abate e. ☐ OSHA f. ☐ Environmental g. ☐ Ambient h. ☐ Other

DAILY AIR SAMPLE RECORD

10. Sample I.D. Number	11. Pump Number	12. Sample Location: 12a IWA	12b OWA	12c. Sample Coordinates	13. Time (24 hrs clock): 13a. Start	13b. End	13c. Total	14. Flow Rate (L/min.): 14a. Start	14b. End	14b. Avg	15. Total Air Vol. (liters)	16. # Fibers/Fields Minus Blank	17. Fiber Conc. F/CC
3-1				Field Blank								0/100	
				Field Blank									
3-2		V		3 FL North side	1130	1330	120	15	15	15	1800	3/100	< 0.003
3-3		V		3 FL West side	1133	1333	120	15	15	15	1800	3/100	< 0.003
3-4		V		3 FL South side	1135	1335	120	15	15	15	1800	4/100	< 0.003
3-5		V		3 FL S/W side	1138	1338	120	15	15	15	1800	5/100	< 0.003
3-6		V		3 FL East side	1140	1340	120	15	15	15	1800	2/100	< 0.003

CHAIN OF CUSTODY

	18. Relinquished By:	19. Received By:	20. Date:	21. Time:
I	[signature]	R. Broudina	10.15.01	16.30
II				
III				

LAB INFORMATION (ATC ELAP # 10879, ATC NVLAP # 1187)

22. Lab Name:	23. Date:	24. Time:
a. Analyzed By: R. Broudina	10.15.01	17.00
b. QC By:		
c. Lab Batch #: 97446		

25. Microscope Make/Serial #: Olympus 2025
☐ Nikon Labophot 238913
☐ Nikon Labophot 238917
☐ Nikon Labophot 239079

Analysis Methodology
(PCM - NIOSH 7400A)
TEM - AHERA

26. ATC Project Manager: Ben Sallami

27. Result To: Ben Sallami
Beeper/Phone #'s _____

28. Comments:

WHITE - File YELLOW - Client/Report PINK - Lab GOLDENROD - Field

NY-1 (1/01)

NYC 9/11 Public Portal Document

NYC-WTC_000124406

NYC 9/11 Public Portal Document

ATC ASSOCIATES INC.

AIR MONITORING DATA AND CHAIN OF CUSTODY FORM

Page _____ of _____

TURNAROUND TIME

☐ 2 hrs ☐ 6 hrs ☐ 48 hrs ☐ Standard
☐ 4 hrs ☐ 24 hrs ☐ 72 hrs ☐ Other _____

PROJECT INFORMATION

1. Client:	2. Project Name	3. Project #	4. Project Monitor:	4c. Rotameter Number:
99 Church	2a. Project Address: 99 Church St NY NY	11708-17 3a. Task #	4a. Air Sampler: Tim Gustislavski	SD-132

5. Date:	6. Abatement Location:	7. ☐ PCM (0.8 micron MCE)	8. ☐ TEM (0.45 micron MCE)	9. Type:
10/12/01	4 FL	Cassette/Filter Manufacture: mmS Lot # 0048915	Cassette/Filter Manufacture: X Lot #	a. ☐ Background b. ☐ Pre-Abate c. ☐ Abatement d. ☐ Post-Abate e. ☐ OSHA f. ☐ Environmental g. ☐ Ambient h. ☐ Other

DAILY AIR SAMPLE RECORD

10. Sample I.D. Number	11. Pump Number	12. Sample Location 12a. IWA	12b. OWA	12c. Sample Coordinates	13. Time (24 hrs clock) 13a. Start	13b. End	13c. Total	14. Flow Rate (L/min.) 14a. Start	14b. End	14b. Avg	15. Total Air Vol. (liters)	16. # Fibers/Fields Minus Blank	17. Fiber Conc. F/CC
4-1				Field Blank								0/100	
				Field Blank									
4-2		V		4 FL North FL Side	1300	1500	120	15	15	15	1800	1/100	<0.003
4-3		V		4 FL West side	1301	1501	120	15	15	15	1800	1.5/100	<0.003
4-4		V		4 FL South side	1303	1503	120	15	15	15	1800	1/100	<0.003
4-5		V		4 FL S/W side	1305	1505	120	15	15	15	1800	1/100	<0.003
4-6		V		4 FL East side	1307	1507	120	15	15	15	1800	2/100	<0.003

CHAIN OF CUSTODY

	18. Relinquished By:	19. Received By:	20. Date:	21. Time:
I				
II		A. Elbeus	10/13/01	1600
III				

LAB INFORMATION (ATC ELAP # 10879, ATC NVLAP # 1187)

22. Lab Name:	23. Date:	24. Time:
a. Analyzed By: A. Elbeus	10/13/01	1800
b. QC By:		
c. Lab Batch #: 97489		

25. Microscope Make/Serial #:
☐ Nikon Labophot 238913 165
☐ Nikon Labophot 238917
☐ Nikon Labophot 239079

Analysis Methodology
PCM - NIOSH 7400A
TEM - AHERA

26. ATC Project Manager:	27. Result To:	28. Comments:
Ben Sallami	Ben Sallami Beeper/Phone #'s	

WHITE - File YELLOW - Client/Report PINK - Lab GOLDENROD - Field

NY-1 (1/01)

NYC-WTC_000124407

NYC 9/11 Public Portal Document

VATC ASSOCIATES INC.

AIR MONITORING DATA AND CHAIN OF CUSTODY FORM

Page _____ of _____

TURNAROUND TIME

☐ 2 hrs ☐ 6 hrs ☐ 48 hrs ☐ Standard
☐ 4 hrs ☐ 24 hrs ☐ 72 hrs ☐ Other _____

PROJECT INFORMATION

1. Client:	2. Project Name	3. Project #	4. Project Monitor:	4c. Rotameter Number:
99 church st	2a. Project Address: 99 church st NY NY	11108-17 3a. Task #	Tim Austrolowski 4a. Air Sampler:	SD-132

5. Date:	6. Abatement Location:	7. ☑ PCM (0.8 micron MCE)	8. ☐ TEM (0.45 micron MCE)	9. Type:		
10/11/01	5 FL	Cassette/Filter Manufacture: MAT Lot # 01045915	Cassette/Filter Manufacture: Lot #	a. ☐ Background b. ☐ Pre-Abate	c. ☐ Abatement d. ☒ Post-Abate e. ☐ OSHA	f. ☐ Environmental g. ☐ Ambient h. ☐ Other

DAILY AIR SAMPLE RECORD

10. Sample I.D. Number	11. Pump Number	12. Sample Location: 12a. IWA	12b. OWA	12c. Sample Coordinates	13. Time (24 hrs clock): 13a. Start	13b. End	13c. Total	14. Flow Rate (L/min.): 14a. Start	14b. End	14b. Avg	15. Total Air Vol. (liters)	16. # Fibers/Fields Minus Blank	17. Fiber Conc. F/CC
S-1				Field Blank								0/100	
				Field Blank									
S-2		V		5 FL North side	1405	1605	120	15	15	15	1800	1/100	<0.003
S-3		V		5 FL West side	1406	1606	120	15	15	15	1800	2/100	<0.003
S-4		V		5 FL South side	1408	1608	120	15	15	15	1800	1/100	<0.003
S-5		V		5 FL S/W side	1410	1610	120	15	15	15	1800	3/100	<0.003
S-6		V		5 FL East side	1412	1612	120	15	15	15	1800	2/100	<0.003

CHAIN OF CUSTODY

	18. Relinquished By:	19. Received By:	20. Date:	21. Time:
I	[signature]	RHogs	10/11/01	1725
II				
III				

LAB INFORMATION (ATC ELAP # 10879, ATC NVLAP # 1187)

22. Lab Name:	23. Date:	24. Time:
a. Analyzed By: RHogs	10/11/01	1845
b. QC By:		
c. Lab Batch #: 97379		

25. Microscope Make/Serial #: OLYMPUS CH2 11005
☐ Nikon Labophot 238913
☐ Nikon Labophot 238917
☐ Nikon Labophot 239079

Analysis Methodology
✓ PCM - NIOSH 7400A
TEM - AHERA

26. ATC Project Manager: Ben Sollami

27. Result To: Ben Sollami
Beeper/Phone #'s _____

28. Comments:

WHITE - File YELLOW - Client/Report PINK - Lab GOLDENROD - Field

NY-1 (1/01)

ATC ASSOCIATES INC.

AIR MONITORING DATA AND CHAIN OF CUSTODY FORM

Page _____ of _____

TURNAROUND TIME

☐ 2 hrs ☐ 6 hrs ☐ 48 hrs ☐ Standard
☐ 4 hrs ☐ 24 hrs ☐ 72 hrs ☐ Other _____

PROJECT INFORMATION

1. Client:	2. Project Name	3. Project #	4. Project Monitor:	4c. Rotameter Number:
99 Church	2a. Project Address: 99 Church St NY NY	71108-17	Tim Amstislavskiy	SD-132
		3a. Task #	4a. Air Sampler:	

5. Date:	6. Abatement Location:	7. ☑ PCM (0.8 micron MCE)	8. ☐ TEM (0.45 micron MCE)	9. Type:
10/11/01	6 FL	Cassette/Filter Manufacture: MMT Lot #: 01045915	Cassette/Filter Manufacture: — Lot #:	a. ☐ Background b. ☐ Pre-Abate c. ☐ Abatement d. ☒ Post-Abate e. ☐ OSHA f. ☐ Environmental g. ☐ Ambient h. ☐ Other

DAILY AIR SAMPLE RECORD

10. Sample I.D. Number	11. Pump Number	12. Sample Location: 12a. IWA	12b. OWA	12c. Sample Coordinates	13. Time (24 hrs clock): 13a. Start	13b. End	13c. Total	14. Flow Rate (L/min.): 14a. Start	14b. End	14b. Avg	15. Total Air Vol. (liters)	16. # Fibers/Fields Minus Blank	17. Fiber Conc. F/CC
6-1				Field Blank								0/100	
				Field Blank									
6-2		✓		6 FL North side.	910	1110	120	15	15	15	1800	6/100	<0.003
6-3		✓		6 FL West side	911	1111	120	15	15	15	1800	3/100	<0.003
6-4		✓		6 FL South side	914	1114	120	15	15	15	1800	4/100	<0.003
6-5		✓		6 FL S/W side	915	1115	120	15	15	15	1800	3/100	<0.003
6-6		✓		6 FL East side.	917	1117	120	15	15	15	1800	3/100	<0.003

CHAIN OF CUSTODY

18. Relinquished By:	19. Received By:	20. Date:	21. Time:
I	[signature]	10/11/01	1725
II			
III			

LAB INFORMATION (ATC ELAP # 10879, ATC NVLAP # 1187)

22. Lab Name:	23. Date:	24. Time:
a. Analyzed By: [signature]	10/11/01	19.15
b. QC By:		
c. Lab Batch #: 97380		

25. Microscope Make/Serial #: OLYMPUS CHO/1005
☐ Nikon Labophot 238913
☐ Nikon Labophot 238917
☐ Nikon Labophot 239079

26. ATC Project Manager: Ben Sallami

27. Result To: Ben Sallami
Beeper/Phone #'s _____

28. Comments:

Analysis Methodology
✓ PCM - NIOSH 7400A
TEM - AHERA

WHITE - File YELLOW - Client/Report PINK - Lab GOLDENROD - Field

NY-1 (1/01)

NYC-WTC_000124409

NYC 9/11 Public Portal Document

ATC ASSOCIATES INC.

AIR MONITORING DATA AND CHAIN OF CUSTODY FORM

Page _____ of _____

TURNAROUND TIME

☐ 2 hrs ☐ 6 hrs ☐ 48 hrs ☐ Standard
☐ 4 hrs ☐ 24 hrs ☐ 72 hrs ☐ Other _____

PROJECT INFORMATION

1. Client:	2. Project Name	3. Project #	4. Project Monitor:	4c. Rotameter Number:
99 Church st	2a. Project Address: 99 Church st NY NY	3a. Task #	4a. Air Sampler:	SD-152

5. Date:	6. Abatement Location:	7. ☐ PCM (0.8 micron MCE)	8. ☐ TEM (0.45 micron MCE)	9. Type:
10/1/01	7 FC	Cassette/Filter Manufacture: MMI Lot # 01045905	Cassette/Filter Manufacture: Lot #	a. ☐ Background b. ☐ Pre-Abate c. ☐ Abatement d. ☐ Post-Abate e. ☐ OSHA f. ☐ Environmental g. ☐ Ambient h. ☐ Other

DAILY AIR SAMPLE RECORD

10. Sample I.D. Number	11. Pump Number	12. Sample Location 12a. IWA	12b. OWA	12c. Sample Coordinates	13. Time (24 hrs clock) 13a. Start	13b. End	13c. Total	14. Flow Rate (L/min.) 14a. Start	14b. End	14b. Avg	15. Total Air Vol. (liters)	16. # Fibers/Fields Minus Blank	17. Fiber Conc. F/CC
7-1				Field Blank								0/100	
				Field Blank									
7-2		V		7FC North side	1020	1220	120	15	15	15	1800	3/100	<0.003
7-3		V		7FC West side	1021	1221	120	15	15	15	1800	4/100	<0.003
7-4		V		7FC South side	1023	1223	120	15	15	15	1800	4/100	<0.003
7-5		V		7FC S/W side	1025	1225	120	15	15	15	1800	2/100	<0.003
7-6		V		7FC East side	1027	1227	120	15	15	15	1800	3/100	<0.003

CHAIN OF CUSTODY

18. Relinquished By:	19. Received By:	20. Date:	21. Time:
I	R Kooga	10/10/01	1830
II			
III			

LAB INFORMATION (ATC ELAP # 10879, ATC NVLAP # 1187)

22. Lab Name:	23. Date:	24. Time:
a. Analyzed By: R Kooga	10/10/01	20.10
b. QC By:		
c. Lab Batch #: 97366		

25. Microscope Make/Serial #: OLYMPUS CH30 #0S0...
☐ Nikon Labophot 238913
☐ Nikon Labophot 238917
☐ Nikon Labophot 239079

26. ATC Project Manager:	27. Result To:	28. Comments:
Ben Sollami	Ben Sollami Beeper/Phone #'s	

Analysis Methodology
√ PCM - NIOSH 7400A
TEM - AHERA

WHITE - File YELLOW - Client/Report PINK - Lab GOLDENROD - Field

NY-1 (1/01)

ATC ASSOCIATES INC.

AIR MONITORING DATA AND CHAIN OF CUSTODY FORM

Page _____ of _____

TURNAROUND TIME

☐ 2 hrs ☐ 6 hrs ☐ 48 hrs ☐ Standard
☐ 4 hrs ☐ 24 hrs ☐ 72 hrs ☐ Other _____

PROJECT INFORMATION

1. Client:	2. Project Name	3. Project #	4. Project Monitor	4c. Rotameter Number:
79 Church st	2a. Project Address: 99 Church st NY NY	71108-17 / 3a. Task #	Tim Amstislavskiy / 4a. Air Sampler:	SD-132

5. Date:	6. Abatement Location:	7. ☑ PCM (0.8 micron MCE)	8. ☐ TEM (0.45 micron MCE)	9. Type:
10/10/01	8 FC	Cassette/Filter Manufacture: MMI; Lot #: 01045915	Cassette/Filter Manufacture: ; Lot #:	a. ☐ Background; b. ☐ Pre-Abate; c. ☐ Abatement; d. ☑ Post-Abate; e. ☐ OSHA; f. ☐ Environmental; g. ☐ Ambient; h. ☐ Other

DAILY AIR SAMPLE RECORD

10. Sample I.D. Number	11. Pump Number	12. Sample Location: 12a. IWA	12b. OWA	12c. Sample Coordinates	13. Time (24 hrs clock): 13a. Start	13b. End	13c. Total	14. Flow Rate (L/min.): 14a. Start	14b. End	14b. Avg	15. Total Air Vol. (liters)	16. # Fibers/Fields Minus Blank	17. Fiber Conc. F/C
8-1				Field Blank								0/100	
				Field Blank									
8-2		V		8 FC North side	1040	1240	120	15	15	15	1800	4/100	<0.003
8-3		V		8 FC West side	1042	1242	120	15	15	15	1800	2/100	<0.003
8-4		V		8 FC South side	1044	1244	120	15	15	15	1800	3/100	<0.003
8-5		V		8 FC S/W side	1045	1245	120	15	15	15	1800	2/100	<0.003
8-6		V		8 FC East side	1047	1247	120	15	15	15	1800	2/100	<0.003

CHAIN OF CUSTODY

18. Relinquished By:	19. Received By:	20. Date:	21. Time:
I	[signature]	10/10/01	1830
II			
III			

LAB INFORMATION (ATC ELAP # 10879, ATC NVLAP # 1187)

22. Lab Name:	23. Date:	24. Time:
a. Analyzed By: [signature]	10/10/01	1935
b. QC By:		
c. Lab Batch #: 97364		

25. Microscope Make/Serial #: Olympus Cellium
☐ Nikon Labophot 238913
☐ Nikon Labophot 238917
☐ Nikon Labophot 239079

26. ATC Project Manager: Ben Sallami

27. Result To: Ben Sallami
Beeper/Phone #'s _____

28. Comments:

Analysis Methodology
✓ PCM - NIOSH 7400A
TEM - AHERA

WHITE - File YELLOW - Client/Report PINK - Lab GOLDENROD - Field

NY-1 (1/01)

ATC ASSOCIATES INC.

AIR MONITORING DATA AND CHAIN OF CUSTODY FORM

Page 2 of

TURNAROUND TIME

☐ 2 hrs ☐ 6 hrs ☐ 48 hrs ☐ Standard
☐ 4 hrs ☐ 24 hrs ☐ 72 hrs ☐ Other

PROJECT INFORMATION

1. Client:	2. Project Name	3. Project #	4. Project Monitor:	4c. Rotameter Number:
99 Church	2a. Project Address: 99 Church St NY NY	21108-17	Jim Mustislavsky	SD-132
		3a. Task #	4a. Air Sampler:	

5. Date:	6. Abatement Location:	7. ☑ PCM (0.8 micron MCE)	8. ☐ TEM (0.45 micron MCE)	9. Type:
10/3/01	10 FL	Cassette/Filter Manufacture: MMT Lot #: 00272914	Cassette/Filter Manufacture: Lot #:	a. ☐ Background b. ☐ Pre-Abate c. ☐ Abatement d. ☒ Post-Abate e. ☐ OSHA f. ☐ Environmental g. ☐ Ambient h. ☐ Other

DAILY AIR SAMPLE RECORD

10. Sample I.D. Number	11. Pump Number	12. Sample Location: 12a. IWA	12b. OWA	12c. Sample Coordinates	13. Time (24 hrs clock): 13a. Start	13b. End	13c. Total	14. Flow Rate (L/min.): 14a. Start	14b. End	14b. Avg	15. Total Air Vol. (liters)	16. # Fibers/Fields Minus Blank	17. Fiber Conc. F/CC
11-1				Field Blank								0/100	
				Field Blank									
11-2		✓		11 FL North side	1425	1625	120	15	15	15	1800	1/100	<0.003
11-3		✓		11 FL West side	1428	1628	120	15	15	15	1800	3/100	<0.003
11-4		✓		11 FL South side	1430	1630	120	15	15	15	1800	4/100	<0.003
11-5		✓		11 FL S/W side	1433	1633	120	15	15	15	1800	3/100	<0.003
11-6		✓		11 FL East side	1435	1635	120	15	15	15	1800	2/100	<0.003

CHAIN OF CUSTODY

18. Relinquished By:	19. Received By:	20. Date:	21. Time:
I	[signature]	10/04/01	1730
II			
III			

LAB INFORMATION (ATC ELAP # 10879, ATC NVLAP # 1187)

22. Lab Name:	23. Date:	24. Time:
a. Analyzed By: [signature]	10/04/01	18.50
b. QC By:		
c. Lab Batch #: 97253		

25. Microscope Make/Serial #: Olympus CH2/1005
☐ Nikon Labophot 238913
☐ Nikon Labophot 238917
☐ Nikon Labophot 239079

26. ATC Project Manager: Ben Sallami

27. Result To: Ben Sallami
Beeper/Phone #'s

28. Comments:

Analysis Methodology
✓ PCM - NIOSH 7400A
TEM - AHERA

WHITE - File YELLOW - Client/Report PINK - Lab GOLDENROD - Field

NY-1 (1/01)

NYC-WTC_000124412

NYC 9/11 Public Portal Document

ATC ASSOCIATES INC.

AIR MONITORING DATA AND CHAIN OF CUSTODY FORM

Page 1 of

TURNAROUND TIME

☐ 2 hrs ☐ 6 hrs ☐ 48 hrs ☒ Standard
☐ 4 hrs ☐ 24 hrs ☐ 72 hrs ☐ Other

PROJECT INFORMATION

1. Client:	2. Project Name	3. Project #	4. Project Monitor:	4c. Rotameter Number:
99 Church st	2a. Project Address: 99 Church NY NY	71108-17	Jim Amst Blanski	SD-132
		3a. Task #	4a. Air Sampler:	

5. Date:	6. Abatement Location:	7. ☐ PCM (0.8 micron MCE)	8. ☐ TEM (0.45 micron MCE)	9. Type:
10/3/01	10 FL	Cassette/Filter Manufacture: MMB Lot #: 00272914	Cassette/Filter Manufacture: X Lot #	a. ☐ Background b. ☐ Pre-Abate c. ☐ Abatement d. ☒ Post-Abate e. ☐ OSHA f. ☐ Environmental g. ☐ Ambient h. ☐ Other

DAILY AIR SAMPLE RECORD

10. Sample I.D. Number	11. Pump Number	12. Sample Location: 12a. IWA	12b. OWA	12c. Sample Coordinates	13. Time (24 hrs clock): 13a. Start	13b. End	13c. Total	14. Flow Rate (L/min.): 14a. Start	14b. End	14b. Avg	15. Total Air Vol. (liters)	16. # Fibers/Fields Minus Blank	17. Fiber Conc. F/CC
10-1				Field Blank								0/100	
				Field Blank									
10-2		✓		10FL North side	1405	16.05	120	15	15	15	1800	2/100	<0.003
10-3		✓		10FL West side	1407	16.07	120	15	15	15	1800	3/100	<0.003
10-4		✓		10FL South side	1410	16.10	120	15	15	15	1800	1/100	<0.003
10-5		✓		10FL S/W side	1412	16.12	120	15	15	15	1800	3/100	<0.003
10-6		✓		10FL East side	1415	16.15	120	15	15	15	1800	3/100	<0.003

CHAIN OF CUSTODY

18. Relinquished By:	19. Received By:	20. Date:	21. Time:
I	[signature]	10/04/01	1730
II			
III			

LAB INFORMATION (ATC ELAP # 10879, ATC NVLAP # 1187)

22. Lab Name:		23. Date:	24. Time:
a. Analyzed By:	[signature]	10/04/01	19.10
b. QC By:			
c. Lab Batch #:	97254		

25. Microscope Make/Serial #: OLYMPUS [illegible]
☐ Nikon Labophot 238913
☐ Nikon Labophot 238917
☐ Nikon Labophot 239079

Analysis Methodology
✓ PCM - NIOSH 7400A
TEM - AHERA

26. ATC Project Manager: Ben Sallami

27. Result To: Ben Sallami
Beeper/Phone #'s

28. Comments:

WHITE - File YELLOW - Client/Report PINK - Lab GOLDENROD - Field

NY-1 (1/01)

NYC-WTC_000124413

NYC 9/11 Public Portal Document

ATC ASSOCIATES INC.

AIR MONITORING DATA AND CHAIN OF CUSTODY FORM

Page _____ of _____

TURNAROUND TIME

☐ 2 hrs ☐ 6 hrs ☐ 48 hrs ☐ Standard
☐ 4 hrs ☐ 24 hrs ☐ 72 hrs ☐ Other _____

PROJECT INFORMATION

1. Client:	2. Project Name	3. Project #	4. Project Monitor:	4c. Rotameter Number:
99 Church st	2a. Project Address: 99 Church st NY NY	71108-17	Tim Amstislavsky	SD-132
		3a. Task #	4a. Air Sampler:	

5. Date:	6. Abatement Location:	7. ☑ PCM (0.8 micron MCE)	8. ☐ TEM (0.45 micron MCE)	9. Type:
10/9/01	11	Cassette/Filter Manufacture: MMI Lot #: 01095915	Cassette/Filter Manufacture: ✗ Lot #:	a. ☐ Background b. ☐ Pre-Abate c. ☐ Abatement d. ☑ Post-Abate e. ☐ OSHA f. ☐ Environmental g. ☐ Ambient h. ☐ Other

DAILY AIR SAMPLE RECORD

10. Sample I.D. Number	11. Pump Number	12. Sample Location: 12a. IWA	12b. OWA	12c. Sample Coordinates	13. Time (24 hrs clock): 13a. Start	13b. End	13c. Total	14. Flow Rate (L/min.): 14a. Start	14b. End	14b. Avg	15. Total Air Vol. (liters)	16. # Fibers/Fields Minus Blank	17. Fiber Conc. F/CC
9-1				Field Blank								0/100	
				Field Blank									
9-2		V		9 FL North side	1505	1705	120	15	15	15	1800	5/100	<0.003
9-3		V		9 FL West side	1507	1707	120	15	15	15	1800	6/100	<0.003
9-4		V		9 FL South side	1508	1708	120	15	15	15	1800	4/100	<0.003
9-5		V		9 FL S/W side	1510	1710	120	15	15	15	1800	4/100	<0.003
9-6		V		9 FL East side	1511	1711	120	15	15	15	1800	5/100	<0.003

CHAIN OF CUSTODY

18. Relinquished By:	19. Received By:	20. Date:	21. Time:
I	[signature]	10/10/01	1830
II			
III			

LAB INFORMATION (ATC ELAP # 10879, ATC NVLAP # 1187)

22. Lab Name:	23. Date:	24. Time:
a. Analyzed By: [signature]	10/10/01	1950
b. QC By:		
c. Lab Batch #: 97365		

25. Microscope Make/Serial #: Olympus Cirkhous
☐ Nikon Labophot 238913
☐ Nikon Labophot 238917
☐ Nikon Labophot 239079

26. ATC Project Manager: Ben Sallami

27. Result To: Ben Sallami
Beeper/Phone #'s _____

28. Comments:

Analysis Methodology
✓ PCM - NIOSH 7400A
TEM - AHERA

WHITE - File YELLOW - Client/Report PINK - Lab GOLDENROD - Field

NY-1 (1/01)

NYC 9/11 Public Portal Document

ATC ASSOCIATES INC.

104 East 25th Street
New York, New York 10010
www.atc-enviro.com
212.353.8280
Fax 212.353.8306

September 20, 2001

ATC Associates Inc.
104 East 25th Street
New York, NY 10010
Attn: Mr. Ben Sallemi

Re: Report of TEM Analysis

Dear Mr. Sallemi:

Following are the results of transmission electron microscopy (TEM) analysis of one PCM air sample from our Group No. 5532:

Client: 99 Church Street
Project Name: 99 Church Street, NY, NY
Location: Office on SE Side
Sample received in TEM Lab: 09/20/01

These results will confirm and document the data transmitted to you today. The analyses were performed in strict conformance with the methodology of the NIOSH method 7402, Issue 2, August 15, 1994.

Forty grid openings from the sample were examined at relatively low magnifications (approximately 1,000X and 10,000X) for structures greater than 5um in length and widths between 0.25um and 3um, and having a length-to-width ratio greater than 3:1. These structures would be large enough to be observed by PCM analysis.

Asbestos and non-asbestos structures were detected in the sample in the following proportions:

sample	chrysotile	gypsum	fiber glass	cellulose	F/CC as Asbestos
04	8.2%	61.2%	23.5%	7.1%	0.0009

As a consequence, the sample does not exceed 0.01 F/CC as asbestos.

The analyses were supervised by Dr. Michael A. Gorycki, Director of Electron Microscopy. These analyses were performed by ATC d/b/a ATC Associates Inc. We are pleased to note that our TEM lab has received full accreditation from NVLAP and also approval under the NY State DOH ELAP program, as is currently required for recognized analysis of TEM air samples for AHERA projects. Please contact me regarding any questions relating to these materials.

Very truly yours,

Michael A. Gorycki, Ph.D.
Director of Electron Microscopy

NYC 9/11 Public Portal Document

ATC ASSOCIATES INC. – TEM ANALYSIS

LAB GROUP #: 5532 - 09/20/01

Lab Sample No. 59241
Client Spl. No. 04
Instrument I.D. EM 10 CRX
Screen Magnification 16,400X
Acc. Voltage 80 kV

Filter Type MCE 25 mm
Filter Area 385 mm^2
Grid I.D. 412 2DF
(GO) Area 0.01124 mm^2
No. GO to be Analyzed 4

Operator RD
Disk No.
Comments
(3.147 Struct. Corspd. to 70 s/mm^2.)

GO. No.	GO. Coord.	Structure No.	Structure Type F	B	C	M	Length ≥0.5 um < 5 um	Length ≥ 5um	I.D. of Structure Chrys.	Amphibole	Nonasb.	N or ✓ Ambig./ND	EDS (Nonasb. Elements)
		Chrysotile					—	8 SHT			8.2		
		Gypsum					—	60 SHT			61.2		
		F. Glass					—	23 SHT			23.5		
		Cellulose					—	7 SHT			7.1		
								98					
							8/98 (0.011) =			0009			

Photo No. (from 1 in 5 asbestos-containing samples)

Identify all structures using EDS

Check diffraction for asbestos structures up to 70s/mm (1st 4)

Store all unrepeated spectra

Struct. = ≥ 0.5um & > 5:1 Aspect Ratio

N= Not Observed (EDS spectrum or diffraction pattern)

✓= Positive diffraction pattern properties conforming to laboratory identification criteria observed.

For chrysotile: 0.73nm spacing for (002) reflections, 0.53nm spacing for the layer line repeat, streaking of (110) and (130) reflections.

For amphiboles: 0.53nm layer line repeat, and approx. 9:5 ratio of non-twinned layer line spot spacing to layer line repeat distance (0.53nm).

✓= EDS spectrum conforming to laboratory identification criteria observed.

P= Single Fiber (1-3 intersections = 1-3 fibers)
B= Bundle (>3 fibers <1 fiber diameter apart)
C= Cluster (>3 intersections)
M= Matrix
NSD= No Structures Detected

L:\DATA\PRIVATE\MIXED\CARDTEMS 9/22/98

Grid acceptance:
<50% undissolved filter, overlapped or folded
<10% particulate coverage >50% coverage
at least 20 unfolded or overlapped grid squares
<5% holes or opaque areas



Stopping Rules:
>50 s/G.O. or in 1st 4 G.O.

AMPHIBOLES
Amosite
Crocidolite
Anthophyllite
Tremolite
Actinolite

Totals

	F	B	C	M	≥ 5um
Chrysotile					
Amphibole					
Ambiguous					
Non-asbestos					
Non-Identified					

NYC-WTC_000124415

ATC ASSOCIATES INC.

AIR MONITORING DATA AND CHAIN OF CUSTODY FORM

Page 1 of 1

TURNAROUND TIME

☐ 2 hrs ☐ 6 hrs ☐ 48 hrs ☐ Standard
☐ 4 hrs ☐ 24 hrs ☐ 72 hrs ☐ Other

PROJECT INFORMATION

3532 1PCM 59241

1. Client:	2. Project Name	3. Project #	4. Project Monitor:	4c. Rotameter Number:
99 church st	2a. Project Address: 99 church St NY NY	71108-20 / 3a. Task #	Tim Amstislavskiy / 4a. Air Sampler:	SD-132

5. Date:	6. Abatement Location:	7. ☑ PCM (0.8 micron MCE)	8. ☐ TEM (0.45 micron MCE)	9. Type:
9/18/01	Lobby / 1 FL	Cassette/Filter Manufacture: MMI; Lot #: 00272914	Cassette/Filter Manufacture: X; Lot #:	a. ☐ Background; b. ☐ Pre-Abate; c. ☐ Abatement; d. ☐ Post-Abate; e. ☐ OSHA; f. ☐ Environmental; g. ☐ Ambient; h. ☒ Other

DAILY AIR SAMPLE RECORD

10. Sample I.D. Number	11. Pump Number	12. Sample Location: 12a. IWA	12b. OWA	12c. Sample Coordinates	13. Time (24 hrs clock): 13a. Start	13b. End	13c. Total	14. Flow Rate (L/min.): 14a. Start	14b. End	14b. Avg	15. Total Air Vol. (liters)	16. # Fibers/Fields Minus Blank	17. Fiber Conc. F/CC
01				Field Blank Open 30 sec.								0/100	
02				Field Blank								0/100	
03		V		Office on S/E side near entrance	1620	1820	120	15	15	15	1800	25/100	0.007
04		V		Office on S/E side Near South wall	1622	1822	120	15	15	15	1800	39/100	0.011
05		V		Office on S/E side Near the East wall	1624	1824	120	15	15	15	1800	16/100	0.004
												7902	

CHAIN OF CUSTODY

18. Relinquished By:	19. Received By:	20. Date:	21. Time:
I [signature]	[signature]	09/19/01	2030
II	JD	9/20/01	8:30
III			

LAB INFORMATION (ATC ELAP # 10879, ATC NVLAP # 1187)

22. Lab Name:	23. Date:	24. Time:
a. Analyzed By: [signature]	09/19/01	2100
b. QC By:		
c. Lab Batch #: 97003		

25. Microscope Make/Serial #: Olympus CH2 [illegible]
☐ Nikon Labophot 238913
☐ Nikon Labophot 238917
☐ Nikon Labophot 239079

26. ATC Project Manager: Ben Sollami

27. Result To: ATC project manager
Beeper/Phone #'s

28. Comments:

Analysis Methodology
✓ PCM - NIOSH 7400A
TEM - AHERA

WHITE - File YELLOW - Client/Report PINK - Lab GOLDENROD - Field

NY-1 (1/01)

ATC ASSOCIATES INC.

DAILY FIELD NOTES FORM

Client:	Project Name: 99 Church street	Project Address: 99 Church street	
Project No:	Project Manager:	Date: 10/9/01	
	ATC Representative:	Time In:	Time Out:
Representative's Name:			

Comments:

Met with George ~~[illegible]~~ Sierra from C&F.

1st floor – visible dust on horizontal surfaces.
– ~~Re~~ Detail cleaning schedule this week.

8, 9, 10 & 11th floors – Detail cleaning completed except in certain areas – recleaning.

ATC performed indoor Air Quality assessment for the Entire four floors 11th, 10th, 9th and 8th floor. The assessment included Real Time Environmental measurement for 6 parameters in addition to visible assessment for Dust and Condition of the assessed Locations.

NYC-WTC_000124418

NYC 9/11 Public Portal Document

ATC ASSOCIATES, INC.
INDOOR AIR QUALITY FIELD REPORT

LOCATION 99 Church Street DATE 10/9/01 PROJECT NO. _____

Location	Temperature (°F)	Relative Humidity (%)	Carbon Dioxide (ppm)	Carbon Monoxide (ppm)	Respirable Particulates(ug/m³)	TVOCs (ppm)
1st Floor	70.0	26.9	480	6	92	0.0
SW corner	↓	↓	↓	↓	↓	↓ VD
SW middle of work area	70.8	27.0	475	15	98	0.0
Main Lobby	69.7	26.6	479	7	87	0.0
11th floor						
Elevator lobby	75.1	32.2	515	5	28	0.0
SE wing	77.2	31.6	480	5	17	0.0
South center	76.6	30.4	511	5	24	0.0
SW corner	76.9	28.3	480	6	15	0.0
Guideline levels ASHRAE/AIHA	**69 – 76°F/winter 73-78.5°F/summer**	**30-60%**	**Outdoor level + 700 ppm**	**9 ppm**	**50 ug/m³**	**1 ppm**

Comments: 1st fl. SW area – windows was broken and has been fixed.

The assessed location(s) ( ) Does ( ) Does not meet established indoor air quality guidelines.

Signature: _____ **Date:** 10/9/01

NYC-WTC_000124419

NYC 9/11 Public Portal Document

ATC ASSOCIATES, INC.
INDOOR AIR QUALITY FIELD REPORT

LOCATION 99 church street DATE 10/9/01 PROJECT NO. _____

Location	Temperature (°F)	Relative Humidity (%)	Carbon Dioxide (ppm)	Carbon Monoxide (ppm)	Respirable Particulates (ug/m³)	TVOCs (ppm)
11th Floor						
S/W corner	77.1	30.5	622	6	17	0.0
North center	77.8	28.7	501	6	16	0.0
NE corner	77.5	28.1	463	6	26	0.0
10th floor						
lobby	78.5	28.5	576	5	22	0.0
SE corner	79.2	29.0	520	5	12	0.0
South center	78.1	28.8	449	5	11	0.0
SW corner	79.2	28.3	452	6	11	0.0
West center	79.2	27.6	429	6	13	0.0
Guideline levels ASHRAE/AIHA	**69 – 76°F/winter 73-78.5°F/summer**	**30-60%**	**Outdoor level + 700 ppm**	**9 ppm**	**50 ug/m³**	**1 ppm**

Comments: Each floor has 4 microtrap running

The assessed location(s) ( ) Does ( ) Does not meet established indoor air quality guidelines.

Signature: _____ Date: 10/9/01

NYC-WTC_000124420

NYC 9/11 Public Portal Document

ATC ASSOCIATES, INC.
INDOOR AIR QUALITY FIELD REPORT

LOCATION 99 Church Street DATE 10/9/01 PROJECT NO. _____

Location	Temperature (°F)	Relative Humidity (%)	Carbon Dioxide (ppm)	Carbon Monoxide (ppm)	Respirable Particulates (ug/m³)	TVOCs (ppm)
108th Floor						
NW corner	79.2	27.6	446	6	17	0.0
North center	79.0	27.4	439	6	18	0.0
NE corner	79.1	27.6	460	6	18	0.0
8th Fl. Elevator lobby	80.5	25.8	595	5	26	0.0
SE corner	82.0	27.2	500	5	10	0.0
South center	82.4	26.8	445	5	11	0.0
SW corner	82.5	26.5	429	5	11	0.0
NW corner	82.6	26.4	454	5	15	0.0
North center	82.6	26.3	471	5	15	0.0
Guideline levels ASHRAE/AIHA	**69 – 76°F/winter 73-78.5°F/summer**	**30-60%**	**Outdoor level + 700 ppm**	**9 ppm**	**50 ug/m³**	**1 ppm**

Comments: _____

The assessed location(s) ( ) Does ( ) Does not meet established indoor air quality guidelines.

Signature: _____ Date: 10/9/01

ATC ASSOCIATES, INC.
INDOOR AIR QUALITY FIELD REPORT

LOCATION 99 Church Street DATE 10/9/01 PROJECT NO. _____

	Location	Temperature (°F)	Relative Humidity (%)	Carbon Dioxide (ppm)	Carbon Monoxide (ppm)	Respirable Particulates (ug/m³)	TVOCs (ppm)
8th fl.	NE corner	82.6	25.6	464	5	12	0.0
9th fl.	Elevator lobby	81.4	25.4	625	6	28	0.0
	SE corner	82.4	27.1	580	5	15	0.0
	South center	82.7	26.5	457	5	12	0.0
	SW corner	82.4	26.2	484	5	14	0.0
	NW corner	82.6	26.6	453	5	12	0.0
	North center	82.9	26.5	455	5	11	0.0
	NE corner	83.0	26.0	439	6	14	0.0
10:50 a.m.	Outdoors by Park Place entrance	66.0	18.6	425	2	61	0.0
	Guideline levels ASHRAE/AIHA	**69 – 76°F/winter 73-78.5°F/summer**	**30-60%**	**Outdoor level + 700 ppm**	**9 ppm**	**50 ug/m³**	**1 ppm**

Comments: Building HVAC system shut off -

The assessed location(s) ( ) Does ( ) Does not meet established indoor air quality guidelines.

Signature: _____ **Date:** 10/9/01

NYC 9/11 Public Portal Document

NYC-WTC_000124421

ATC ASSOCIATES INC.

DAILY FIELD NOTES FORM

Client: Cushman Wakefield	Project Name:	Project Address: 99 Church St.	
Project No:	Project Manager:	Date: 10/10/01	
	ATC Representative: T. Namazyd + Wagdi	Time In:	Time Out:
Representative's Name:			

Comments:

ATC met with George Sierra and he assisted ATC to gain access on the floors. The cleaners are performing detailing cleaning from the 9th fl. down.

SIGNATURE of FIELD REPRESENTATIVE

ATC ASSOCIATES, INC.
INDOOR AIR QUALITY FIELD REPORT

LOCATION 99 Church Street DATE 10/10/01 PROJECT NO. _____

Location	Temperature (°F)	Relative Humidity (%)	Carbon Dioxide (ppm)	Carbon Monoxide (ppm)	Respirable Particulates (ug/m³)	TVOCs (ppm)	
1st fl. SE work areas	78.2	25.1	430	10	62	0.0	VD
NE library areas	78.6	28.4	433	8	51	0.0	
NW work areas	73.3	25.7	459	5	77	0.0	
7th fl. Elevator lobby	80.9	34.5	520	5	12	0.0	
SE corner	82.4	33.1	441	4	4	0.0	
South center	82.8	31.7	416	5	4	0.0	
SW corner	83.3	30.4	401	5	5	0.0	
NW corner	83.3	29.6	410	5	5	0.0	
North center	83.2	29.2	428	6	9	0.0	
Guideline levels ASHRAE/AIHA	**69 – 76°F/winter 73-78.5°F/summer**	**30-60%**	**Outdoor level + 700 ppm**	**9 ppm**	**50 ug/m³**	**1 ppm**	

Comments: Smoke odor detected: the main lobby area (10:45 a.m.)

The assessed location(s) ( ) Does ( ) Does not meet established indoor air quality guidelines.

Signature: _____ **Date:** _____

NYC 9/11 Public Portal Document

NYC-WTC_000124423

ATC ASSOCIATES, INC.
INDOOR AIR QUALITY FIELD REPORT

LOCATION _____ DATE 10/10/01 PROJECT NO. _____

Location	Temperature (°F)	Relative Humidity (%)	Carbon Dioxide (ppm)	Carbon Monoxide (ppm)	Respirable Particulates (ug/m³)	TVOC (ppm)
7th Fl. NE corner	82.5	28.5	424	5	5	0.0
6th Fl.						
Elevator lobby	83.5	28.4	424	7	11	0.0
SE corner	84.2	28.6	416	6	7	0.0
South center	84.0	29.0	572	5	9	0.0
SW corner	84.4	27.8	426	5	6	0.0
NW corner	84.5	27.7	449	5	5	0.0
North center	84.5	27.6	442	5	5	0.0
NE corner	81.6	26.8	395	6	12	0.0
Guideline levels ASHRAE/AIHA	**69 – 76°F/winter 73-78.5°F/summer**	**30-60%**	**Outdoor level + 700 ppm**	**9 ppm**	**50 ug/m³**	**1 ppm**

Comments: _____

The assessed location(s) ( ) Does ( ) Does not meet established indoor air quality guidelines.

Signature: _____ **Date:** _____

NYC 9/11 Public Portal Document

NYC-WTC_000124424

ATC ASSOCIATES, INC.
INDOOR AIR QUALITY FIELD REPORT

LOCATION 99 Church St. DATE 10/10/01 PROJECT NO. _____

Location	Temperature (°F)	Relative Humidity (%)	Carbon Dioxide (ppm)	Carbon Monoxide (ppm)	Respirable Particulates (ug/m³)	TVOCs (ppm)
5th fl. Elevator lobby	82.3	37.5	513	9	51-185	0.0
SE corner	82.3	33.8	530	7	26	0.0
South center	81.4	32.3	471	7	13	0.0
SW corner	80.3	31.6	426	9	14	0.0
NW corner	79.9	31.2	420	9	21	0.0
North center	79.9	29.6	422	9	38	0.0
NE corner	80.1	30.4	425	9	48	0.0
Guideline levels ASHRAE/AIHA	**69 – 76°F/winter 73-78.5°F/summer**	**30-60%**	**Outdoor level + 700 ppm**	**9 ppm**	**50 ug/m³**	**1 ppm**

Comments: 5th fl. readings collected immediately after clean-up was completed.

The assessed location(s) ( ) Does ( ) Does not meet established indoor air quality guidelines.

Signature: _____ Date: _____

NYC 9/11 Public Portal Document

NYC-WTC_000124425

ATC ASSOCIATES, INC.
INDOOR AIR QUALITY FIELD REPORT

LOCATION 99 DATE 10/10/01 PROJECT NO. _____

Location	Temperature (F)	Relative Humidity (%)	Carbon Dioxide (ppm)	Carbon Monoxide (ppm)	Respirable Particulates (ug/m³)	TVOC (ppm)
4th F. Elevator lobby	81.1	29.4	546	6	14	0.0
SE corner	80.0	29.3	585	6	20	0.7 — Sprays for cleaning
South center	80.1	27.9	517	7	10	0.0
SW corner	80.6	28.1	523	7	13	0.0
NW corner	80.9	28.1	517	7	12	0.0
North center	81.1	28.0	509	7	15	0.0
NE corner	81.3	28.0	500	7	19	0.0
11:02 a.m. Outdoors (park place)	62.0	35.4	480	4	126	0.0
Guideline levels ASHRAE/AIHA	**69 – 76°F/winter 73-78.5°F/summer**	**30-60%**	**Outdoor level + 700 ppm**	**9 ppm**	**50 ug/m³**	**1 ppm**

Comments: 4th fl. was in the process of detail cleaning during the assessment.

The assessed location(s) ( ) Does ( ) Does not meet established indoor air quality guidelines.

Signature: _____ **Date:** _____

NYC 9/11 Public Portal Document

NYC-WTC_000124426

ATC ASSOCIATES, INC.
INDOOR AIR QUALITY FIELD REPORT

LOCATION _____ DATE 10/10/01 PROJECT NO. _____

Location	Temperature (°F)	Relative Humidity (%)	Carbon Dioxide (ppm)	Carbon Monoxide (ppm)	Respirable Particulates (ug/m³)	TVOCs (ppm)
37th. Elevator lobby	79.5	29.7	626	5	30	2.0
SE corner	78.5	29.2	568	5	31	2.2
SE center	77.6	29.0	538	6	26	1.9
SW corner	77.1	29.3	540	6	25	2.0
NW corner	77.3	29.8	538	6	28	1.9
N.W center	77.7	30.1	537	6	25	1.9
N.E corner	78.3	30.3	529	6	31	1.9
Guideline levels ASHRAE/AIHA	**69 – 76°F/winter 73-78.5°F/summer**	**30-60%**	**Outdoor level + 700 ppm**	**9 ppm**	**50 ug/m³**	**1 ppm**

Comments: _____

The assessed location(s) ( ) Does ( ) Does not meet established indoor air quality guidelines.

Signature: _____ **Date:** _____

NYC 9/11 Public Portal Document

NYC-WTC_000124427

ATC ASSOCIATES, INC.
INDOOR AIR QUALITY FIELD REPORT

LOCATION _____ DATE 10/10/01 PROJECT NO. _____

2nd

Location	Temperature (°F)	Relative Humidity (%)	Carbon Dioxide (ppm)	Carbon Monoxide (ppm)	Respirable Particulates (ug/m³)	TVOCs (ppm)
Elevator Lobby	78.1	29.5	536	7	19	0.0
SE corner	78.1	28.2	433	7	9	0.0 V.D
SE center	77.4	28.7	439	10	46	0.0
SW corner	77.2	28.7	450	9	42	0.0
NW corner	76.3	28.5	466	7	35	0.0
NW center	75.7	29.3	495	7	31	0.0
N.E corner	74.5	28.9	474	7	31	0.0
Guideline levels ASHRAE/AIHA	**69 – 76°F/winter 73-78.5°F/summer**	**30-60%**	**Outdoor level + 700 ppm**	**9 ppm**	**50 ug/m³**	**1 ppm**

Comments: _____

The assessed location(s) ( ) Does ( ) Does not meet established indoor air quality guidelines.

Signature: _____ **Date:** _____

NYC 9/11 Public Portal Document

NYC-WTC_000124428

ATC ASSOCIATES, INC.
INDOOR AIR QUALITY FIELD REPORT

LOCATION 99 Church St. DATE 10/10/01 PROJECT NO. _____

	Location	Temperature (°F)	Relative Humidity (%)	Carbon Dioxide (ppm)	Carbon Monoxide (ppm)	Respirable Particulates (ug/m³)	TVOCs (ppm)
B1	elevator lobby	75.8	30.9	498	6	47	0.0
	SE corner	77.0	30.8	512	9	47	0.0
	South center	78.2	30.6	559	10	63	0.0
	SW corner	76.8	29.2	533	9	28	0.0
	NW cafeteria area	77.1	32.8	965	4	82	0.0
	kitchen (NE)	74.7	30.2	585	2	62	0.0
B2	Mail Room	77.2	32.6	436	8	54	0.0
	Elevator lobby	77.4	32.9	485	6	54	0.0
	Print Shop	77.2	32.3	589	5	54	0.0
	Gym Room	78.1	32.0	552	5	52	0.0
	Guideline levels ASHRAE/AIHA	**69 – 76°F/winter 73-78.5°F/summer**	**30-60%**	**Outdoor level + 700 ppm**	**9 ppm**	**50 ug/m³**	**1 ppm**

Comments: B1 South center area a cigarette odor detected. - Cleaners sitting in the cafeteria.

The assessed location(s) ( ) Does ( ) Does not meet established indoor air quality guidelines.

Signature: _____ **Date:** _____

NYC 9/11 Public Portal Document

NYC-WTC_000124429

ATC ASSOCIATES, INC.
INDOOR AIR QUALITY FIELD REPORT

LOCATION 99 Church St. DATE 10/23/01 PROJECT NO.

Location	Temperature (°F)	Relative Humidity (%)	Carbon Dioxide (ppm)	Carbon Monoxide (ppm)	Respirable Particulates(ug/m³)	TVOCs (ppm)
3:00 pm. Outdoors Park Place	66.9	79.3	351	0.0	146	0.0
1B SE	73.5	62.5	436	0.0	69	0.0
1B File Center room	73.5	61.8	441	0.0	67.	0.0
1B NE	74.3	59.8	650	0.0	52	0.0
1B Elevator lobby	75.3	60.6	410	0.0	84	0.0
11TH Flor.						
Elevator lobby	75.3	56.8	433	0.0	68	0.0
SE corner	73.6	52.8	374	0.0	54	0.0
South center	73.5	52.3	368	0.0	54	0.0
Guideline levels ASHRAE/AIHA	69 - 76°F/winter 73-78.5°F/summer	30-60%	Outdoor level + 700 ppm	9 ppm	50 ug/m³	1 ppm

Comments: No odors detected in 1B areas.

The assessed location(s) ( ) Does ( ) Does not meet established indoor air quality guidelines.

Signature: Date: 10/23/01

NYC 9/11 Public Portal Document

NYC-WTC_000124430

ATC ASSOCIATES, INC.
INDOOR AIR QUALITY FIELD REPORT

LOCATION 99 Church St. DATE 10/23/01 PROJECT NO. _____

Location	Temperature (°F)	Relative Humidity (%)	Carbon Dioxide (ppm)	Carbon Monoxide (ppm)	Respirable Particulates(ug/m^3)	TVOCs (ppm)
SW corner	72.8	53.0	435	0.0	50	0.0
NE corner	71.7	53.6	376	0.0	54	0.0
North center	72.0	56.1	412	0.0	64	0.0
NW corner	71.8	55.5	383	0.0	55	0.0
10th fl.						
Elevator lobby	74.0	58.7	424	0.0	56	0.0
SE corner	72.2	54.2	369	0.0	41	0.0
South center	72.2	54.1	374	0.0	44	0.0
SW corner	72.2	54.0	377	0.0	34	0.0
West center	72.3	52.1	404	0.0	35	0.0
Guideline levels ASHRAE/AIHA	69 – 76°F/winter 73-78.5°F/summer	30-60%	Outdoor level + 700 ppm	9 ppm	50 ug/m^3	1 ppm

Comments: _____

The assessed location(s) ( ) Does ( ) Does not meet established indoor air quality guidelines.

Signature: _____ Date: 10/23/01

NYC 9/11 Public Portal Document

NYC-WTC_000124431

ATC ASSOCIATES, INC.
INDOOR AIR QUALITY FIELD REPORT

LOCATION 99 Church St. DATE 10/23/01 PROJECT NO. _____

	Location	Temperature (°F)	Relative Humidity (%)	Carbon Dioxide (ppm)	Carbon Monoxide (ppm)	Respirable Particulates(ug/m³)	TVOCs (ppm)
1st fl.	NW corner	71.8	52.7	431	0.0	37	0.0
	North center	70.8	52.5	378	0.0	34	0.0
	NE corner	70.4	52.8	369	0.0	36	0.0
	East center	70.5	53.9	371	0.0	37	0.0
7th fl.	Elevator lobby	71.8	55.6	427	0.0	32	0.0
	SE corner	71.4	53.9	449	0.0	33	0.0
	South center	71.3	53.9	435	0.0	33	0.0
	SW corner	70.8	52.4	444	0.0	35	0.0
	West center	70.3	52.2	442	0.0	30	0.0
	Guideline levels ASHRAE/AIHA	69 – 76°F/winter 73-78.5°F/summer	30-60%	Outdoor level + 700 ppm	9 ppm	50 ug/m³	1 ppm

Comments: _____

The assessed location(s) ( ) Does ( ) Does not meet established indoor air quality guidelines.

Signature: _____ Date: 10/23/01

NYC 9/11 Public Portal Document

NYC-WTC_000124432

ATC ASSOCIATES, INC.
INDOOR AIR QUALITY FIELD REPORT

LOCATION 99 Church st. DATE 10/23/01 PROJECT NO. _____

Location	Temperature (°F)	Relative Humidity (%)	Carbon Dioxide (ppm)	Carbon Monoxide (ppm)	Respirable Particulates(ug/m³)	TVOCs (ppm)
7th fl.						
NW corner	69.5	52.1	411	0.0	30	0.0
North center	70.0	52.7	442	0.0	30	0.0
NE corner	70.1	53.2	426	0.0	29	0.0
8th floor						
Elevator lobby	71.8	55.6	500	0.0	36	0.0
SE corner	72.3	54.7	553	0.0	35	0.0
South center	72.8	54.8	605	0.0	36	0.0
SW corner	72.9	53.5	534	0.0	26	0.0
West center	72.6	52.3	481	0.0	26	0.0
Guideline levels ASHRAE/AIHA	69 – 76°F/winter 73-78.5°F/summer	30-60%	Outdoor level + 700 ppm	9 ppm	50 ug/m³	1 ppm

Comments: _____

The assessed location(s) ( ) Does ( ) Does not meet established indoor air quality guidelines.

Signature: _____ Date: 10/23/01

NYC 9/11 Public Portal Document

NYC-WTC_000124433

ATC ASSOCIATES, INC.
INDOOR AIR QUALITY FIELD REPORT

LOCATION 99 Church St. DATE 10/23/01 PROJECT NO. _____

Location	Temperature (°F)	Relative Humidity (%)	Carbon Dioxide (ppm)	Carbon Monoxide (ppm)	Respirable Particulate (ug/m³)	TVOCs (ppm)
8th fl. NW corner	71.6	50.7	404	0.0	32	0.0
North center	71.8	51.2	414	0.0	34	0.0
NE corner	72.0	51.9	418	0.0	35	0.0
Outdoor	71.5	70.6	387	0.0	148	0.0
Guideline levels ASHRAE/AIHA	**69 – 76°F/winter 73-78.5°F/summer**	**30-60%**	**Outdoor level + 700 ppm**	**9 ppm**	**50 ug/m³**	**1 ppm**

Comments: _____

The assessed location(s) ( ) Does ( ) Does not meet established indoor air quality guidelines.

Signature: _____ **Date:** _____

NYC 9/11 Public Portal Document

NYC-WTC_000124434

ATC ASSOCIATES, INC.
INDOOR AIR QUALITY FIELD REPORT

LOCATION 99 Church St. DATE 10/23/01 PROJECT NO. _____

Location	Temperature (°F)	Relative Humidity (%)	Carbon Dioxide (ppm)	Carbon Monoxide (ppm)	Respirable Particulates(ug/m^3)	TVOCs (ppm)
8th NW corner	72.2	51.6	463	0.0	25	0.0
North center	72.0	51.5	436	0.0	29	0.0
NE corner	71.8	51.9	416	0.0	30	0.0
7th floor						
Elevator lobby	72.1	53.8	468	0.0	30	0.0
SE corner	72.0	54.0	538	0.0	25	0.0
South center	71.8	53.7	541	0.0	29	0.0
SW corner	71.8	53.4	448	0.0	26	0.0
west center	71.7	52.8	459	0.0	27	0.0
Guideline levels ASHRAE/AIHA	69 – 76°F/winter 73-78.5°F/summer	30-60%	Outdoor level + 700 ppm	9 ppm	50 ug/m^3	1 ppm

Comments: _____

The assessed location(s) ( ) Does ( ) Does not meet established indoor air quality guidelines.

Signature: _____ Date: 10/23/01

NYC 9/11 Public Portal Document

NYC-WTC_000124435

ATC ASSOCIATES, INC.
INDOOR AIR QUALITY FIELD REPORT

LOCATION 99 Church St. DATE 10/23/01 PROJECT NO. _____

Location	Temperature (°F)	Relative Humidity (%)	Carbon Dioxide (ppm)	Carbon Monoxide (ppm)	Respirable Particulates (ug/m³)	TVOCs (ppm)
5th fl. NW corner	72.0	53.9	530	0.0	30	0.0
North center	71.9	52.7	453	0.0	22	0.0
NE corner	72.2	52.8	456	0.0	23	0.0
6th floor						
Elevator lobby	72.8	54.9	443	0.0	50	0.0
SE corner	72.9	54.1	435	0.0	54	0.0
South center	73.5	52.6	395	0.0	36	0.0
SW corner	72.6	50.5	391	0.0	32	0.0
West center	71.8	50.5	424	0.0	32	0.0
Guideline levels ASHRAE/AIHA	**69 – 76°F/winter 73-78.5°F/summer**	**30-60%**	**Outdoor level + 700 ppm**	**9 ppm**	**50 ug/m³**	**1 ppm**

Comments: _____

The assessed location(s) ( ) Does ( ) Does not meet established indoor air quality guidelines.

Signature: _____ **Date:** _____

NYC 9/11 Public Portal Document

NYC-WTC_000124436

TIME 3:45 pm.

ATC ASSOCIATES, INC.
INDOOR AIR QUALITY FIELD REPORT

LOCATION 99 Church St. DATE 10/26/01 PROJECT NO. _____

Location	Occup.	Temperature (F)	Relative Humidity (%)	Carbon Dioxide (ppm)	Carbon Monoxide (ppm)	Respirable Particulates(ug/m³)	TVOCs (ppm)
outdoors		55.8	23.5	348	0	27	0.0
5th fl.							
Elevator lobby		69.1	34.9	599	0	9	0.0
SE corner		68.9	33.8	465	0	7	0.0
South center		69.9	33.5	433	0	5	0.0
SW corner		69.3	31.2	391	0	7	0.0
west center		69.3	30.5	420	0	7	0.0
NW corner		69.3	30.5	393	0	6	0.0
North center		69.2	30.2	379	0	5	0.0
NE corner		69.1	30.0	384	0	5	0.0
Guideline levels ASHRAE/AIHA		**68 -75°F/winter 73 -79°F/summer**	**30-60%**	**Outdoor level + 700 ppm**	**9 ppm**	**50 ug/m³ annual 150 ug/m³ 24hour**	**1 ppm**

Comments: _____

The assessed location(s) ( ) Does ( ) Does not meet established indoor air quality guidelines.

Signature: _____ **Date:** 10/26/01

NYC 9/11 Public Portal Document

NYC-WTC_000124437

ATC ASSOCIATES, INC.
INDOOR AIR QUALITY FIELD REPORT

TIME _____

LOCATION 99 Church Street. DATE 10/26/01 PROJECT NO. _____

Location	Occup	Temperature (F)	Relative Humidity (%)	Carbon Dioxide (ppm)	Carbon Monoxide (ppm)	Respirable Particulates(ug/m³)	TVOCs (ppm)
4th floor							
Elevator lobby		71.0	31.4	492	0	7	0.0
SE corner		70.6	31.5	438	0	5	0.0
South center		70.3	31.2	430	0	5	0.0
SW corner		70.5	30.5	440	0	5	0.0
West center		70.7	30.2	495	0	8	0.0
NW corner		70.7	29.8	486	0	15	0.0
North center		70.6	29.2	490	0	7	0.0
NE corner		70.3	29.0	467	0	9	0.0
Guideline levels ASHRAE/AIHA		**68 -75°F/winter 73 -79°F/summer**	**30-60%**	**Outdoor level + 700 ppm**	**9 ppm**	**50 ug/m³ annual 150 ug/m³ 24hour**	**1 ppm**

Comments: _____

The assessed location(s) ( ) Does ( ) Does not meet established indoor air quality guidelines.

Signature: _____ **Date:** 10/26/01

NYC 9/11 Public Portal Document

NYC-WTC_000124438

ATC ASSOCIATES, INC.
INDOOR AIR QUALITY FIELD REPORT

TIME _____

LOCATION 99 Church Street DATE 10/26/01 PROJECT NO. _____

Location	Occup.	Temperature (°F)	Relative Humidity (%)	Carbon Dioxide (ppm)	Carbon Monoxide (ppm)	Respirable Particulates (ug/m³)	TVOCs (ppm)
3rd floor.							
Elevator lobby		71.3	30.8	475	0	6	0.0
SE corner		71.4	30.4	425	0	7	0.0
South center		70.8	30.2	410	0	6	0.0
SW corner		70.3	30.0	389	0	6	0.0
West center		70.5	29.9	400	0	6	0.0
NW corner		71.1	29.5	394	0	7	0.0
North center		70.8	29.0	393	0	7	0.0
NE corner		70.7	29.2	412	0	7	0.0
Guideline levels ASHRAE/AIHA		**68 -75°F/winter 73 -79°F/summer**	**30-60%**	**Outdoor level + 700 ppm**	**9 ppm**	**50 ug/m³ annual 150 ug/m³ 24hour**	**1 ppm**

Comments: _____

The assessed location(s) ( ) Does ( ) Does not meet established indoor air quality guidelines.

Signature: _____ Date: 10/26/01

NYC 9/11 Public Portal Document

NYC-WTC_000124439

ATC ASSOCIATES, INC.
INDOOR AIR QUALITY FIELD REPORT

TIME _____

LOCATION 99 Cluscly Street DATE 10/26/01 PROJECT NO. _____

Location	Occup.	Temperature (°F)	Relative Humidity (%)	Carbon Dioxide (ppm)	Carbon Monoxide (ppm)	Respirable Particulates(ug/m³)	TVOCs (ppm)
2nd Floor							
Elevator lobby		71.5	29.9	421	0	8	0.0
SE corner		71.3	28.6	393	0	8	0.0
South center		71.0	28.4	390	0	8	0.0
SW corner		70.5	27.3	408	0	10	0.0
west center		70.3	26.6	432	0	10	0.0
NW corner		70.9	27.3	407	0	10	0.0
North center		71.2	28.0	412	0	11	0.0
NE corner		71.1	28.3	403	0	7	0.0
Guideline levels ASHRAE/AIHA		**68 -75°F/winter 73 -79°F/summer**	**30-60%**	**Outdoor level + 700 ppm**	**9 ppm**	**50 ug/m³ annual 150 ug/m³ 24hour**	**1 ppm**

Comments: _____

The assessed location(s) ( ) Does ( ) Does not meet established indoor air quality guidelines.

Signature: _____ **Date:** 10/26/01

NYC 9/11 Public Portal Document

NYC-WTC_000124440

TIME _____

ATC ASSOCIATES, INC.
INDOOR AIR QUALITY FIELD REPORT

LOCATION 99 Church Street DATE 10/26/01 PROJECT NO. _____

Location	Occup.	Temperature (°F)	Relative Humidity (%)	Carbon Dioxide (ppm)	Carbon Monoxide (ppm)	Respirable Particulates (ug/m³)	TVOCs (ppm)
1st Floor							
Main lobby		71.8	25.5	525	0	48	0.0
NW work area		72.0	22.5	399	0	16	0.0
By the center of cubicles		71.6	22.6	416	0	16	0.0
By Yang's office		71.4	21.7	399	0	21	0.0
M-1 By Nancy Toscoff		71.3	23.0	581	0	16	0.0
center of cubicles		71.1	21.0	401	0	21	0.0
Venkatesh's office		70.5	21.1	384	0	25	0.0
Hallway by church exit		71.7	21.8	420	0	77	0.0
Visitor's reception		72.4	22.2	401	0	16	0.0
Guideline levels ASHRAE/AIHA		68 -75°F/winter 73 -79°F/summer	30-60%	Outdoor level + 700 ppm	9 ppm	50 ug/m³ annual 150 ug/m³ 24hour	1 ppm

Comments: _____

The assessed location(s) ( ) Does ( ) Does not meet established indoor air quality guidelines.

Signature: [signature] [signature] Date: 10/26

NYC 9/11 Public Portal Document

NYC-WTC_000124441

ATC ASSOCIATES, INC.
INDOOR AIR QUALITY FIELD REPORT

TIME _____

LOCATION 99 Church Street DATE 10/26/01 PROJECT NO. _____

Location	Occup.	Temperature (°F)	Relative Humidity (%)	Carbon Dioxide (ppm)	Carbon Monoxide (ppm)	Respirable Particulates (ug/m³)	T-VOCs (ppm)
1st Floor							
Hallway by elevator		70.8	23.5	370	0	120	0.0
Library Center		69.0	27.7	519	0	18	0.0
2B-							
Hallway by duplicating dept.		75.1	25.6	404	0	37	0.0
Mail room		76.2	25.6	389	0	25	0.0
Hallway by Fitness center		76.2	25.1	428	0	34	0.0
Duplicating dept.		76.5	24.5	568	0	34	0.0
Outdoors		57.8	19.3	350	0	28	0.0
Guideline levels ASHRAE/AIHA		**68 -75°F/winter 73 -79°F/summer**	**30-60%**	**Outdoor level + 700 ppm**	**9 ppm**	**50 ug/m³ annual 150 ug/m³ 24hour**	**1 ppm**

Comments: HVAC running

The assessed location(s) ( ) Does ( ) Does not meet established indoor air quality guidelines.

Signature: _____ Date: 10/26/01

NYC 9/11 Public Portal Document

NYC-WTC_000124442

NYC 9/11 Public Portal Document

99 Church St. 10/26/01

No readings were collected from the 1st floor SE + SW side due to work in progress according to George Sierra.
The building was under negative pressure according to George Sierra.
HVAC system up + running.
The building was mostly unoccupied at the time of the assessment.
No odors detected inside the building.

NYC-WTC_000124444

NYC 9/11 Public Portal Document

ATC ASSOCIATES, INC.
INDOOR AIR QUALITY FIELD REPORT

LOCATION 99 Church street DATE 10/29/01 PROJECT NO. _____

Location	Temperature (°F)	Relative Humidity (%)	Carbon Dioxide (ppm)	Carbon Monoxide (ppm)	Respirable Particulate (ug/m³)	TVOCs (ppm)
Outdoors	64.0	23.9	380	1	88	0.0
6th Fl. Elevator lobby	70.7	26.4	504	0	12	0.0
SE corner	69.6	25.6	448	0	11	0.0
South center	70.1	25.0	519	0	15	0.0
SW corner	70.0	25.2	418	0	10	0.0
West center	69.0	24.9	395	0	13	0.0
NW corner	68.0	24.9	398	0	14	0.0
North center	67.7	24.7	395	0	12	0.0
NE corner	68.3	25.0	419	0	11	0.0
Guideline levels ASHRAE/AIHA	**69 – 76°F/winter 73-78.5°F/summer**	**30-60%**	**Outdoor level + 700 ppm**	**9 ppm**	**50 ug/m³**	**1 ppm**

Comments: HVAC up and running

The assessed location(s) ( ) Does ( ) Does not meet established indoor air quality guidelines.

Signature: _____ Date: 10/29/01

NYC-WTC_000124445

NYC 9/11 Public Portal Document

ATC ASSOCIATES, INC.
INDOOR AIR QUALITY FIELD REPORT

LOCATION 99 Church Street. DATE 10/29/01 PROJECT NO. _____

Location	Temperature (°F)	Relative Humidity (%)	Carbon Dioxide (ppm)	Carbon Monoxide (ppm)	Respirable Particulate (ug/m³)	TVOCs (ppm)
10th floor	70.0	24.5	416	0	10	0.0
Elevator lobby	70.1	24.8	421	0	9	0.0
SE corner	70.2	24.8	398	0	10	0.0
South center	70.6	25.0	389	0	9	0.0
SW corner	70.8	24.9	398	0	10	0.0
West center	70.2	24.5	393	0	10	0.0
NW corner	70.0	24.3	389	0	12	0.0
North center	69.7	24.3	395	0	10	0.0
NE corner	69.9	24.3	391	0	9	0.0
Guideline levels ASHRAE/AIHA	**69 – 76°F/winter 73-78.5°F/summer**	**30-60%**	**Outdoor level + 700 ppm**	**9 ppm**	**50 ug/m³**	**1 ppm**

Comments: _____

The assessed location(s) ( ) Does ( ) Does not meet established indoor air quality guidelines.

Signature: _____ **Date:** 10/29/01

NYC-WTC_000124446

NYC 9/11 Public Portal Document

ATC ASSOCIATES, INC.
INDOOR AIR QUALITY FIELD REPORT

LOCATION 99 Church Street DATE 10/29/01 PROJECT NO. _____

Location	Temperature (°F)	Relative Humidity (%)	Carbon Dioxide (ppm)	Carbon Monoxide (ppm)	Respirable Particulate (ug/m³)	TVOCs (ppm)
9th Floor						
Elevator lobby	70.5	24.6	436	0	13	0.0
SE corner	71.4	23.7	416	0	16	0.0
South center	71.3	24.2	450	0	15	0.0
SW corner	71.9	24.3	407	0	14	0.0
West center	71.6	24.7	429	0	12	0.0
NW corner	71.5	24.5	407	0	12	0.0
North center	71.4	24.3	399	0	12	0.0
NE corner	71.6	24.1	391	0	13	0.0
Guideline levels ASHRAE/AIHA	**69 – 76°F/winter 73-78.5°F/summer**	**30-60%**	**Outdoor level + 700 ppm**	**9 ppm**	**50 ug/m³**	**1 ppm**

Comments: _____

The assessed location(s) ( ) Does ( ) Does not meet established indoor air quality guidelines.

Signature: _____ **Date:** 10/29/01

NYC-WTC_000124447

NYC 9/11 Public Portal Document

ATC ASSOCIATES, INC.
INDOOR AIR QUALITY FIELD REPORT

LOCATION 99 Church Street DATE 10/29/01 PROJECT NO. _____

Location	Temperature (°F)	Relative Humidity (%)	Carbon Dioxide (ppm)	Carbon Monoxide (ppm)	Respirable Particulates (ug/m³)	TVOCs (ppm)
8th floor						
Elevator lobby	71.8	24.3	475	0	16	0.0
SE corner	72.4	23.5	486	0	16	0.0
South center	72.8	24.0	484	0	18	0.0
SW corner	73.3	23.7	446	0	20	0.0
West center	72.5	23.1	409	0	19	0.0
NW corner	72.2	23.0	398	0	17	0.0
North center	72.1	22.8	397	0	17	0.0
NE corner	72.0	22.6	404	0	18	0.0
Guideline levels ASHRAE/AIHA	**69 – 76°F/winter 73-78.5°F/summer**	**30-60%**	**Outdoor level + 700 ppm**	**9 ppm**	**50 ug/m³**	**1 ppm**

Comments: _____

The assessed location(s) ( ) Does ( ) Does not meet established indoor air quality guidelines.

Signature: _____ **Date:** 10/29/01

NYC-WTC_000124448

NYC 9/11 Public Portal Document

ATC ASSOCIATES, INC.
INDOOR AIR QUALITY FIELD REPORT

LOCATION 99 Church street DATE 10/29/01 PROJECT NO. _____

Location	Temperature (°F)	Relative Humidity (%)	Carbon Dioxide (ppm)	Carbon Monoxide (ppm)	Respirable Particulates (ug/m³)	TVOCs (ppm)
7th floor						
Elevator lobby	72.3	24.6	525	0	19	0.0
SE corner	72.0	22.5	475	0	16	0.0
South center	71.9	21.7	398	0	16	0.0
SW corner	72.1	21.8	397	0	20	0.0
West center	72.4	22.1	406	0	20	0.0
NW corner	72.4	22.4	440	0	17	0.0
North center	72.2	22.0	433	0	15	0.0
NE corner	72.4	22.1	454	0	17	0.0
Guideline levels ASHRAE/AIHA	**69 – 76°F/winter 73-78.5°F/summer**	**30-60%**	**Outdoor level + 700 ppm**	**9 ppm**	**50 ug/m³**	**1 ppm**

Comments: _____

The assessed location(s) ( ) Does ( ) Does not meet established indoor air quality guidelines.

Signature: _____ **Date:** 10/29/01

NYC-WTC_000124449

NYC 9/11 Public Portal Document

ATC ASSOCIATES, INC.
INDOOR AIR QUALITY FIELD REPORT

LOCATION 99 Church street DATE 10/29/01 PROJECT NO. _____

Location	Temperature (°F)	Relative Humidity (%)	Carbon Dioxide (ppm)	Carbon Monoxide (ppm)	Respirable Particulate (ug/m³)	TVOCs (ppm)
6th floor						
Elevator lobby	72.1	22.4	483	0	14	0.0
SE corner	71.8	22.2	412	0	14	0.0
South center	70.9	21.9	398	0	16	0.0
SW corner	70.7	21.9	390	0	14	0.0
West center	70.6	22.1	389	0	15	0.0
NW corner	70.6	22.3	413	0	15	0.0
North center	69.8	22.4	415	0	16	0.0
NE corner	70.1	22.5	411	0	13	0.0
Outdoors	62.0	22.1	385	0	55	0.0
Guideline levels ASHRAE/AIHA	**69 – 76°F/winter 73-78.5°F/summer**	**30-60%**	**Outdoor level + 700 ppm**	**9 ppm**	**50 ug/m³**	**1 ppm**

Comments: _____

The assessed location(s) ( ) Does ( ) Does not meet established indoor air quality guidelines.

Signature: _____ **Date:** 10/29/01

NYC-WTC_00012450

NYC 9/11 Public Portal Document

ATC ASSOCIATES, INC.
INDOOR AIR QUALITY FIELD REPORT

LOCATION 99 Church 5th floor DATE 11/2/01 PROJECT NO. _____

Location	Temperature (°F)	Relative Humidity (%)	Carbon Dioxide (ppm)	Carbon Monoxide (ppm)	Respirable Particulates (ug/m³)	TVOCs (ppm)
Outdoors	75.5	43.2	454	1	67	0.0
Elevator lobby	74.8	54.8	506	0	20	0.0
SE corner	74.0	46.8	472	0	20	0.0
South center	73.2	47.6	494	0	21	0.0
SW corner	72.7	47.7	477	0	20	0.0
West corner	72.2	47.7	501	0	21	0.0
NW corner	71.7	47.6	453	0	21	0.0
North center	71.5	47.9	450	0	21	0.0
NE corner	71.6	48.3	452	0	21	0.0
Guideline levels ASHRAE/AIHA	**69 – 76°F/winter 73-78.5°F/summer**	**30-60%**	**Outdoor level + 700 ppm**	**9 ppm**	**50 ug/m³**	**1 ppm**

Comments: HVAC up and running.

The assessed location(s) ( ) Does ( ) Does not meet established indoor air quality guidelines.

Signature: _____ Date: 11/2/01

NYC-WTC_000124451

NYC 9/11 Public Portal Document

ATC ASSOCIATES, INC.
INDOOR AIR QUALITY FIELD REPORT

LOCATION 99 Church Street 4th fl. DATE 11/2/01 PROJECT NO. _____

Location	Temperature (°F)	Relative Humidity (%)	Carbon Dioxide (ppm)	Carbon Monoxide (ppm)	Respirable Particulates (ug/m³)	TVOC (ppm)
Elevator lobby	72.7	49.8	518	0	21	0.0
SE corner	72.4	49.8	485	0	19	0.0
South center	72.0	49.9	472	0	20	0.0
SW corner	72.0	50.2	503	0	23	0.0
West center	72.4	51.2	587	0	25	0.0
NW corner	72.3	51.0	548	0	23	0.0
North center	72.2	51.2	550	0	22	0.0
NE corner	72.2	51.3	550	0	23	0.0
Guideline levels ASHRAE/AIHA	**69 – 76°F/winter 73-78.5°F/summer**	**30-60%**	**Outdoor level + 700 ppm**	**9 ppm**	**50 ug/m³**	**1 ppm**

Comments: _____

The assessed location(s) ( ) Does ( ) Does not meet established indoor air quality guidelines.

Signature: _____ **Date:** 11/2/01

NYC-WTC_000124452

NYC 9/11 Public Portal Document

ATC ASSOCIATES, INC.
INDOOR AIR QUALITY FIELD REPORT

LOCATION 99 Church Street 3rd floor DATE 11/2/01 PROJECT NO. _____

Location	Temperature (°F)	Relative Humidity (%)	Carbon Dioxide (ppm)	Carbon Monoxide (ppm)	Respirable Particulates (ug/m³)	TVOCs (ppm)
Elevator lobby	72.7	51.9	540	0	18	0.0
SE corner	72.3	51.8	505	0	20	0.0
South center	72.0	51.8	479	0	17	0.0
SW corner	71.3	51.7	470	0	20	0.0
West center	71.5	51.9	459	0	24	0.0
NW corner	71.6	52.2	446	0	23	0.0
North center	71.8	52.1	471	0	21	0.0
NE corner	72.1	52.6	501	0	21	0.0
Guideline levels ASHRAE/AIHA	**69 – 76°F/winter 73-78.5°F/summer**	**30-60%**	**Outdoor level + 700 ppm**	**9 ppm**	**50 ug/m³**	**1 ppm**

Comments: _____

The assessed location(s) ( ) Does ( ) Does not meet established indoor air quality guidelines.

Signature: _____ **Date:** 11/2/01

NYC-WTC_000124453

NYC 9/11 Public Portal Document

ATC ASSOCIATES, INC.
INDOOR AIR QUALITY FIELD REPORT

LOCATION 99 Church street DATE 11/2/01 PROJECT NO. _____

Location	Temperature (°F)	Relative Humidity (%)	Carbon Dioxide (ppm)	Carbon Monoxide (ppm)	Respirable Particulates (ug/m³)	TVOCs (ppm)
Elevator lobby	72.1	52.9	498	0	20	0.0
SE corner	71.9	52.4	490	0	17	0.0
South center	71.5	53.5	467	0	31	0.0
SW corner	71.6	53.6	473	0	26	0.0
West center	71.8	53.3	452	0	25	0.0
NW corner	71.8	53.4	488	0	27	0.0
North center	72.0	53.2	490	0	22	0.0
NE corner	71.8	52.8	481	0	22	0.0
Guideline levels ASHRAE/AIHA	**69 – 76°F/winter 73-78.5°F/summer**	**30-60%**	**Outdoor level + 700 ppm**	**9 ppm**	**50 ug/m³**	**1 ppm**

Comments: _____

The assessed location(s) ( ) Does ( ) Does not meet established indoor air quality guidelines.

Signature: _____ **Date:** 11/2/01

NYC-WTC_000124454

NYC 9/11 Public Portal Document

ATC ASSOCIATES, INC.
INDOOR AIR QUALITY FIELD REPORT

LOCATION 99 Church Street 1st Floor DATE 11/2/01 PROJECT NO. _____

Location	Temperature (F)	Relative Humidity (%)	Carbon Dioxide (ppm)	Carbon Monoxide (ppm)	Respirable Particulates (ug/m³)	TVOCs (ppm)
Elevator lobby	72.3	54.2	450	0	21	0.0
Information center	71.9	54.4	510	0	40	0.0
Front lobby	72.8	54.3	488	0	29	0.0
Visitor's Reception Center	73.1	55.2	551	0	28	0.0
NE work area	71.5	54.2	461	0	27	0.0
M1 work area	72.3	54.7	461	0	36	0.0
Guideline levels ASHRAE/AIHA	**69 – 76°F/winter 73-78.5°F/summer**	**30-60%**	**Outdoor level + 700 ppm**	**9 ppm**	**50 ug/m³**	**1 ppm**

Comments: _____

The assessed location(s) ( ) Does ( ) Does not meet established indoor air quality guidelines.

Signature: _____ **Date:** 11/2/01

NYC-WTC_000124455

NYC 9/11 Public Portal Document

ATC ASSOCIATES, INC.
INDOOR AIR QUALITY FIELD REPORT

LOCATION 99 Church St. 2B DATE 11/2/01 PROJECT NO. _____

Location	Temperature (°F)	Relative Humidity (%)	Carbon Dioxide (ppm)	Carbon Monoxide (ppm)	Respirable Particulates (ug/m³)	TVOCs (ppm)
Duplicating room	74.6	53.9	535	0	37	0
Mail room	74.7	52.3	470	0	37	0
Gym	73.3	48.7	512	0	19	0
1B level						
Cafeteria	74.8	52.0	477	0	31	0.0
Elevator lobby	74.5	52.1	479	0	27	0.0
Photo ID room	75.0	52.0	506	0	27	0.0
Public finance center	75.0	50.4	503	0	18	0.0
Out door.	72.7	56.9	449	0	85	0.0
Guideline levels ASHRAE/AIHA	**69 – 76°F/winter 73-78.5°F/summer**	**30-60%**	**Outdoor level + 700 ppm**	**9 ppm**	**50 ug/m³**	**1 ppm**

Comments: _____

The assessed location(s) ( ) Does ( ) Does not meet established indoor air quality guidelines.

Signature: _____ **Date:** 11/2/01

NYC 9/11 Public Portal Document

ATC ASSOCIATES INC.
ENVIRONMENTAL, GEOTECHNICAL AND MATERIAL PROFESSIONALS
104 East 25th Street • Tenth Floor
New York, NY 10010-2917
Phone (212) 353-8280 • FAX (212) 979-8447

LETTER OF TRANSMITTAL

To: Mr. Michael Hurle
Moody's – Owners Representative.
99 Church Street
New York, New York 10007
Att:

From: Benjamin M. Sallemi
Sr. Project Manager
Date: 11/12/01
Re: Various Data
Job No: 15.71108.0017
Copy: File

We are sending you
___ Change order ___ Copy of letter
X Attached ___ Plans ___ Prints
___ Under separate cover via _____ the following items:
___ Samples ___ Shop drawings ___ Specifications
X Other As noted

Copies	Date	Job No.	Description
1 Set			99 Church St. – IAQ Data.
1 Set			99 Church St. – Water Data.

These are transmitted as checked below:
___ Approved as submitted
___ Approved as noted
X As requested
___ For review and comment
___ For bids use
X For your use
___ Return for corrections
___ Other
___ Return
___ Resubmit
___ Submit
___ corrected prints
___ copies for approval
___ copies for distribution

Remarks: If you have questions or comments, please contact me at (212) 353-8280, ext. 295
If you like, let's try to schedule a telephone call to discuss interpretations.

Signed: Benjamin M. Sallemi

If enclosed are not as noted, kindly notify ATC at once (212) 353-8280.

NYC 9/11 Public Portal Document

ATC ASSOCIATES INC.
ENVIRONMENTAL, GEOTECHNICAL AND MATERIAL PROFESSIONALS
104 East 25th Street • Tenth Floor
New York, NY 10010-2917
Phone (212) 353-8280 • FAX (212) 979-8447

LETTER OF TRANSMITTAL

To: Mr. Walter Symanski
Cushman & Wakefield
99 Church Street
New York, New York 10007
Att:

From: Benjamin M. Sallemi
Sr. Project Manager
Date: 11/12/01
Re: Various Data
Job No: 15.71108.0017
Copy: File

We are sending you
___ Change order ___ Copy of letter
X Attached ___ Plans ___ Prints
___ Under separate cover via _____ the following items:
___ Samples ___ Shop drawings ___ Specifications
X Other As noted

Copies	Date	Job No.	Description
			IAQ Data – Water sample data.

These are transmitted as checked below:
___ Approved as submitted
___ Approved as noted
X As requested
___ For review and comment
___ For bids use
X For your use
___ Return for corrections
___ Other
___ Return
___ Resubmit
___ Submit
___ corrected prints
___ copies for approval
___ copies for distribution

Remarks: If you have questions or comments, please contact me at (212) 353-8280, ext. 295
If you like, let's try to schedule a telephone call to discuss interpretations.

Signed: Benjamin M. Sallemi

If enclosed are not as noted, kindly notify ATC at once (212) 353-8280.

NYC 9/11 Public Portal Document

SCILAB
FULL SERVICE ENVIRONMENTAL LABORATORIES

Eight School Street
Weymouth, MA 02189
781-337-9334

Laboratory Report

Customer: ATC Associates
104 East 25th Street
New York, NY 10010

Report Date 11/7/01
Workorder No. 0110-00372

Attention: Mr. Ben Sellemi
Subject: 99 CHURCH ST: INORG + PHYSICAL

Sample: 001 7 BL LEVEL CAFE SINK REG
Date: 10/26/01
Matrix: WATER

Parameter	Method	Results	Units	PQL	Analyst	Analysis Date	Qual
Arsenic	200.7, EPA 1987	ND	mg/L	0.050	TDJ	11/07/01	
Asbestos		Attached			SUB	11/01/01	
Barium	200.7, EPA 1987	0.0173	mg/L	0.01	TDJ	11/07/01	
Cadmium	200.7, EPA 1987	ND	mg/L	0.004	TDJ	11/07/01	
Chloride	EPA 300.0	16.00	mg/L	0.15	SG	11/07/01	
Chromium	200.7, EPA 1987	ND	mg/L	0.006	TDJ	11/07/01	
Color	2120C SM 18TH, 1992	8	Cu	5	SMH	10/30/01	
Copper	200.7, EPA 1987	0.0882	mg/L	0.005	TDJ	11/07/01	
Fluoride	4500-F-C SM 18TH, 1	0.59	mg/L	0.02	SMH	11/06/01	
Iron	200.7, EPA 1987	ND	mg/L	0.100	TDJ	11/07/01	
Lead, Furnace	EPA 200.9	ND	mg/L	0.003	TDJ	11/06/01	
Manganese	200.7, EPA 1987	0.0321	mg/L	0.007	TDJ	11/07/01	
Mercury	245.1, EPA 1983	ND	mg/L	0.0002	CMC	11/05/01	
Nitrogen, Nitrate	352.1, EPA	0.6	mg/L	0.4	SG	10/30/01	
Nitrogen, Nitrite	4500-NO2-B SM 18TH	ND	mg/L	0.025	SG	10/30/01	
Odor	2150 SM 18TH, 1992	ND	ton	1	SMH	10/30/01	
Selenium, Furnace	EPA 200.9	ND	mg/L	0.005	TDJ	11/07/01	
Silver	200.7, EPA 1987	ND	mg/L	0.005	TDJ	11/07/01	
Sodium	200.7, EPA 1987	7.79	mg/L	2.0	TDJ	11/07/01	
Sulfate	EPA 300.0	7.46	mg/L	0.15	SMH	11/02/01	
Turbidity	2540D SM 18TH, 199	ND	NTU	1	SMH	10/30/01	
Zinc	200.7, EPA 1987	ND	mg/L	0.03	TDJ	11/07/01	
Langlier Index							
pH	4500-H-B SM 18TH, 1	7.14	S.U.	0	SMH	10/30/01	
Alkalinity	2320B SM 18TH, 1992	18.72	mg/L	5	SMH	11/06/01	
Calcium	200.7, EPA 1987	8.99	mg/L	0.3	TDJ	11/07/01	
Total Dissolved Solids	2540C SM 18TH, 1992	65	mg/L	3	SMH	11/05/01	
Temperature	2550B SM 18TH, 1992	3.8	C		SMH	11/02/01	

Certifications: MA: MA069 NY:10982 CT: PH0119 RI:A45 CA:2050 ME:MA069 NJ: 59744

NYC-WTC_000124458

NYC 9/11 Public Portal Document

SCILAB
FULL SERVICE ENVIRONMENTAL LABORATORIES

Customer: ATC Associates

Workorder No. 0110-00372

Sample: 002 8 11TH KITCHENETTE - NW
Date: 10/26/01
Matrix: WATER

Parameter	Method	Results	Units	PQL	Analyst	Analysis Date	Qual
Arsenic	200.7, EPA 1987	ND	mg/L	0.050	TDJ	11/07/01	
Asbestos		Attached			SUB	11/01/01	
Barium	200.7, EPA 1987	0.0184	mg/L	0.01	TDJ	11/07/01	
Cadmium	200.7, EPA 1987	ND	mg/L	0.004	TDJ	11/07/01	
Chloride	EPA 300.0	17.99	mg/L	0.15	SG	11/07/01	
Chromium	200.7, EPA 1987	ND	mg/L	0.006	TDJ	11/07/01	
Color	2120C SM 18TH, 1992	7	Cu	5	SMH	10/30/01	
Copper	200.7, EPA 1987	0.0727	mg/L	0.005	TDJ	11/07/01	
Fluoride	4500-F-C SM 18TH, 1	0.60	mg/L	0.02	SMH	11/06/01	
Iron	200.7, EPA 1987	ND	mg/L	0.100	TDJ	11/07/01	
Lead, Furnace	EPA 200.9	ND	mg/L	0.003	TDJ	11/06/01	
Manganese	200.7, EPA 1987	0.0221	mg/L	0.007	TDJ	11/07/01	
Mercury	245.1, EPA 1983	ND	mg/L	0.0002	CMC	11/05/01	
Nitrogen, Nitrate	352.1, EPA	0.6	mg/L	0.4	SG	10/30/01	
Nitrogen, Nitrite	4500-NO2-B SM 18TH	ND	mg/L	0.025	SG	10/30/01	
Odor	2150 SM 18TH, 1992	ND	ton	1	SMH	10/30/01	
Selenium, Furnace	EPA 200.9	ND	mg/L	0.005	TDJ	11/07/01	
Silver	200.7, EPA 1987	ND	mg/L	0.005	TDJ	11/07/01	
Sodium	200.7, EPA 1987	8.39	mg/L	2.0	TDJ	11/07/01	
Sulfate	EPA 300.0	7.67	mg/L	0.15	SMH	11/02/01	
Turbidity	2540D SM 18TH, 199	ND	NTU	1	SMH	10/30/01	
Zinc	200.7, EPA 1987	ND	mg/L	0.03	TDJ	11/07/01	
Langlier Index							
pH	4500-H-B SM 18TH, 1	7.00	S.U.	0	SMH	10/30/01	
Alkalinity	2320B SM 18TH, 1992	20.69	mg/L	5	SMH	11/06/01	
Calcium	200.7, EPA 1987	9.08	mg/L	0.3	TDJ	11/07/01	
Total Dissolved Solids	2540C SM 18TH, 1992	65	mg/L	3	SMH	11/05/01	
Temperature	2550B SM 18TH, 1992	3.8	C		SMH	11/02/01	

Sample: 003 9 10TH WOMENS RM SE

Certifications: MA: MA069 NY:10982 CT: PH0119 RI:A45 CA:2050 ME:MA069 NJ: 59744

NYC-WTC_000124459

NYC 9/11 Public Portal Document

SCILAB
FULL SERVICE ENVIRONMENTAL LABORATORIES

Customer: ATC Associates

Workorder No. 0110-00372

Sample: 003 **9 10TH WOMENS RM SE**
(Continued)

Date: 10/26/01
Matrix: WATER

Parameter	Method	Results	Units	PQL	Analyst	Analysis Date	Qual
Arsenic	200.7, EPA 1987	ND	mg/L	0.050	TDJ	11/07/01	
Asbestos		Attached			SUB	11/01/01	
Barium	200.7, EPA 1987	0.0173	mg/L	0.01	TDJ	11/07/01	
Cadmium	200.7, EPA 1987	ND	mg/L	0.004	TDJ	11/07/01	
Chloride	EPA 300.0	17.99	mg/L	0.15	SG	11/07/01	
Chromium	200.7, EPA 1987	ND	mg/L	0.006	TDJ	11/07/01	
Color	2120C SM 18TH, 1992	10	Cu	5	SMH	10/30/01	
Copper	200.7, EPA 1987	0.116	mg/L	0.005	TDJ	11/07/01	
Fluoride	4500-F-C SM 18TH, 1	0.60	mg/L	0.02	SMH	11/06/01	
Iron	200.7, EPA 1987	ND	mg/L	0.100	TDJ	11/07/01	
Lead, Furnace	EPA 200.9	0.015	mg/L	0.003	TDJ	11/07/01	
Manganese	200.7, EPA 1987	0.0423	mg/L	0.007	TDJ	11/07/01	
Mercury	245.1, EPA 1983	ND	mg/L	0.0002	CMC	11/05/01	
Nitrogen, Nitrate	352.1, EPA	ND	mg/L	0.4	SG	10/30/01	
Nitrogen, Nitrite	4500-NO2-B SM 18TH	ND	mg/L	0.025	SG	10/30/01	
Odor	2150 SM 18TH, 1992	ND	ton	1	SMH	10/30/01	
Selenium, Furnace	EPA 200.9	ND	mg/L	0.005	TDJ	11/07/01	
Silver	200.7, EPA 1987	ND	mg/L	0.005	TDJ	11/07/01	
Sodium	200.7, EPA 1987	8.13	mg/L	2.0	TDJ	11/07/01	
Sulfate	EPA 300.0	7.88	mg/L	0.15	SMH	11/02/01	
Turbidity	2540D SM 18TH, 199	ND	NTU	1	SMH	10/30/01	
Zinc	200.7, EPA 1987	ND	mg/L	0.03	TDJ	11/07/01	
Langlier Index							
pH	4500-H-B SM 18TH, 1	7.15	S.U.	0	SMH	10/30/01	
Alkalinity	2320B SM 18TH, 1992	19.7	mg/L	5	SMH	11/06/01	
Calcium	200.7, EPA 1987	9.34	mg/L	0.3	TDJ	11/07/01	
Total Dissolved Solids	2540C SM 18TH, 1992	67	mg/L	3	SMH	11/05/01	
Temperature	2550B SM 18TH, 1992	3.8	C		SMH	11/02/01	

Sample: 004 **10 9TH NE KITCHENETTE**
Date: 10/26/01
Matrix: WATER

Certifications: MA: MA069 NY:10982 CT: PH0119 RI:A45 CA:2050 ME:MA069 NJ: 59744

NYC-WTC_000124460

NYC 9/11 Public Portal Document

SCILAB
FULL SERVICE ENVIRONMENTAL LABORATORIES

Customer: ATC Associates

Workorder No. 0110-00372

Sample: 004 10 9TH NE KITCHENETTE
(Continued)

Parameter	Method	Results	Units	PQL	Analyst	Analysis Date	Qual
Arsenic	200.7, EPA 1987	ND	mg/L	0.050	TDJ	11/07/01	
Asbestos		Attached			SUB	11/01/01	
Barium	200.7, EPA 1987	0.0173	mg/L	0.01	TDJ	11/07/01	
Cadmium	200.7, EPA 1987	ND	mg/L	0.004	TDJ	11/07/01	
Chloride	EPA 300.0	17.49	mg/L	0.15	SG	11/07/01	
Chromium	200.7, EPA 1987	ND	mg/L	0.006	TDJ	11/07/01	
Color	2120C SM 18TH, 1992	9	Cu	5	SMH	10/30/01	
Copper	200.7, EPA 1987	0.206	mg/L	0.005	TDJ	11/07/01	
Fluoride	4500-F-C SM 18TH, 1	0.59	mg/L	0.02	SMH	11/06/01	
Iron	200.7, EPA 1987	ND	mg/L	0.100	TDJ	11/07/01	
Lead, Furnace	EPA 200.9	ND	mg/L	0.003	TDJ	11/06/01	
Manganese	200.7, EPA 1987	0.0180	mg/L	0.007	TDJ	11/07/01	
Mercury	245.1, EPA 1983	ND	mg/L	0.0002	CMC	11/05/01	
Nitrogen, Nitrate	352.1, EPA	ND	mg/L	0.4	SG	10/30/01	
Nitrogen, Nitrite	4500-NO2-B SM 18TH	ND	mg/L	0.025	SG	10/30/01	
Odor	2150 SM 18TH, 1992	ND	ton	1	SMH	10/30/01	
Selenium, Furnace	EPA 200.9	ND	mg/L	0.005	TDJ	11/07/01	
Silver	200.7, EPA 1987	ND	mg/L	0.005	TDJ	11/07/01	
Sodium	200.7, EPA 1987	8.41	mg/L	2.0	TDJ	11/07/01	
Sulfate	EPA 300.0	14.71	mg/L	0.15	SMH	11/02/01	
Turbidity	2540D SM 18TH, 199	ND	NTU	1	SMH	10/30/01	
Zinc	200.7, EPA 1987	ND	mg/L	0.03	TDJ	11/07/01	
Langlier Index							
pH	4500-H-B SM 18TH, 1	7.10	S.U.	0	SMH	10/30/01	
Alkalinity	2320B SM 18TH, 1992	21.67	mg/L	5	SMH	11/06/01	
Calcium	200.7, EPA 1987	9.66	mg/L	0.3	TDJ	11/07/01	
Total Dissolved Solids	2540C SM 18TH, 1992	71	mg/L	3	SMH	11/05/01	
Temperature	2550B SM 18TH, 1992	3.8	C		SMH	11/02/01	

Sample: 005 11 8TH SW FOUNTAIN
Date: 10/26/01
Matrix: WATER

Parameter	Method	Results	Units	PQL	Analyst	Analysis Date	Qual
Arsenic	200.7, EPA 1987	ND	mg/L	0.050	TDJ	11/07/01	

Certifications: MA: MA069 NY:10982 CT: PH0119 RI:A45 CA:2050 ME:MA069 NJ: 59744

NYC-WTC_000124461

NYC 9/11 Public Portal Document

SCILAB
FULL SERVICE ENVIRONMENTAL LABORATORIES

Customer: ATC Associates

Workorder No. 0110-00372

Sample: 005 11 8TH SW FOUNTAIN
(Continued)

Parameter	Method	Results	Units	PQL	Analyst	Analysis Date	Qual
Asbestos		Attached			SUB	11/01/01	
Barium	200.7, EPA 1987	0.0173	mg/L	0.01	TDJ	11/07/01	
Cadmium	200.7, EPA 1987	ND	mg/L	0.004	TDJ	11/07/01	
Chloride	EPA 300.0	20.99	mg/L	0.15	SG	11/07/01	
Chromium	200.7, EPA 1987	ND	mg/L	0.006	TDJ	11/07/01	
Color	2120C SM 18TH, 1992	ND	Cu	5	SMH	10/30/01	
Copper	200.7, EPA 1987	0.463	mg/L	0.005	TDJ	11/07/01	
Fluoride	4500-F-C SM 18TH, 1	0.59	mg/L	0.02	SMH	11/06/01	
Iron	200.7, EPA 1987	ND	mg/L	0.100	TDJ	11/07/01	
Lead, Furnace	EPA 200.9	ND	mg/L	0.003	TDJ	11/06/01	
Manganese	200.7, EPA 1987	0.0083	mg/L	0.007	TDJ	11/07/01	
Mercury	245.1, EPA 1983	ND	mg/L	0.0002	CMC	11/05/01	
Nitrogen, Nitrate	352.1, EPA	0.5	mg/L	0.4	SG	10/30/01	
Nitrogen, Nitrite	4500-NO2-B SM 18TH	ND	mg/L	0.025	SG	10/30/01	
Odor	2150 SM 18TH, 1992	ND	ton	1	SMH	10/30/01	
Selenium, Furnace	EPA 200.9	ND	mg/L	0.005	TDJ	11/07/01	
Silver	200.7, EPA 1987	ND	mg/L	0.005	TDJ	11/07/01	
Sodium	200.7, EPA 1987	8.35	mg/L	2.0	TDJ	11/07/01	
Sulfate	EPA 300.0	1.37	mg/L	0.15	SMH	11/02/01	
Turbidity	2540D SM 18TH, 199	ND	NTU	1	SMH	10/30/01	
Zinc	200.7, EPA 1987	0.0782	mg/L	0.03	TDJ	11/07/01	
Langlier Index							
pH	4500-H-B SM 18TH, 1	7.05	S.U.	0	SMH	10/30/01	
Alkalinity	2320B SM 18TH, 1992	21.67	mg/L	5	SMH	11/06/01	
Calcium	200.7, EPA 1987	10.08	mg/L	0.3	TDJ	11/07/01	
Total Dissolved Solids	2540C SM 18TH, 1992	50	mg/L	3	SMH	11/05/01	
Temperature	2550B SM 18TH, 1992	3.8	C		SMH	11/02/01	

Sample: 006 12 7TH NW FOUNTAIN
Date: 10/26/01
Matrix: WATER

Parameter	Method	Results	Units	PQL	Analyst	Analysis Date	Qual
Arsenic	200.7, EPA 1987	ND	mg/L	0.050	TDJ	11/07/01	
Asbestos		Attached			SUB	11/01/01	

Certifications: MA: MA069 NY:10982 CT: PH0119 RI:A45 CA:2050 ME:MA069 NJ: 59744

NYC-WTC_000124462

NYC 9/11 Public Portal Document

SCILAB
FULL SERVICE ENVIRONMENTAL LABORATORIES

Customer: ATC Associates

Workorder No. 0110-00372

Sample: 006 12 7TH NW FOUNTAIN
(Continued)

Parameter	Method	Results	Units	PQL	Analyst	Analysis Date	Qual
Barium	200.7, EPA 1987	0.0258	mg/L	0.01	TDJ	11/07/01	
Cadmium	200.7, EPA 1987	ND	mg/L	0.004	TDJ	11/07/01	
Chloride	EPA 300.0	20.99	mg/L	0.15	SG	11/07/01	
Chromium	200.7, EPA 1987	ND	mg/L	0.006	TDJ	11/07/01	
Color	2120C SM 18TH, 1992	ND	Cu	5	SMH	10/30/01	
Copper	200.7, EPA 1987	0.180	mg/L	0.005	TDJ	11/07/01	
Fluoride	4500-F-C SM 18TH, 1	0.60	mg/L	0.02	SMH	11/06/01	
Iron	200.7, EPA 1987	ND	mg/L	0.100	TDJ	11/07/01	
Lead, Furnace	EPA 200.9	ND	mg/L	0.003	TDJ	11/06/01	
Manganese	200.7, EPA 1987	0.0077	mg/L	0.007	TDJ	11/07/01	
Mercury	245.1, EPA 1983	ND	mg/L	0.0002	CMC	11/05/01	
Nitrogen, Nitrate	352.1, EPA	0.8	mg/L	0.4	SG	10/30/01	
Nitrogen, Nitrite	4500-NO2-B SM 18TH	ND	mg/L	0.025	SG	10/30/01	
Odor	2150 SM 18TH, 1992	ND	ton	1	SMH	10/30/01	
Selenium, Furnace	EPA 200.9	ND	mg/L	0.005	TDJ	11/07/01	
Silver	200.7, EPA 1987	ND	mg/L	0.005	TDJ	11/07/01	
Sodium	200.7, EPA 1987	8.42	mg/L	2.0	TDJ	11/07/01	
Sulfate	EPA 300.0	1.26	mg/L	0.15	SMH	11/02/01	
Turbidity	2540D SM 18TH, 199	ND	NTU	1	SMH	10/30/01	
Zinc	200.7, EPA 1987	0.0878	mg/L	0.03	TDJ	11/07/01	
Langlier Index							
pH	4500-H-B SM 18TH, 1	7.29	S.U.	0	SMH	10/30/01	
Alkalinity	2320B SM 18TH, 1992	24.63	mg/L	5	SMH	11/06/01	
Calcium	200.7, EPA 1987	9.61	mg/L	0.3	TDJ	11/07/01	
Total Dissolved Solids	2540C SM 18TH, 1992	61	mg/L	3	SMH	11/05/01	
Temperature	2550B SM 18TH, 1992	3.8	C		SMH	11/02/01	

Certifications: MA: MA069 NY:10982 CT: PH0119 RI:A45 CA:2050 ME:MA069 NJ: 59744

NYC-WTC_000124463

NYC 9/11 Public Portal Document

SCILAB
FULL SERVICE ENVIRONMENTAL LABORATORIES

Customer: ATC Associates

Workorder No. 0110-00372

To the best of my knowledge this report is true and accurate.

Authorized By:

John J. Sulkowski, Laboratory Director

NYC-WTC_000124464

NYC-WTC_000124465

NOV 02 2001 15:03

NYC 9/11 Public Portal Document

NOV-02-2001 15:15 SCILAB LABS 804 753 1800 P.02/03

SciLab Job #: 101101891
Client Name: SCILAB BOSTON, INC.

Table I

Summary of Transmission Electron Microscopy (TEM) Results for Asbestos (water)

IS-71108.0017; (99 Church St.)

SciLab Sample No.	Client Sample No./Location	Water Filtered (liters)	Structures Detected* (total)	Structures Detected* (>10 µm)	Analytical Sensitivity (MF/L)	Asbestos Conc (total) (MF/L)	Asbestos Conc (>10 µm) (MF/L)	Asbestos Type
01	0110-372-1	0.02	NSD	NSD	0.18	<0.18	<0.18	----
02	0110-372-2	0.02	NSD	NSD	0.18	<0.18	<0.18	----
03	0110-372-3	0.02	NSD	NSD	0.18	<0.18	<0.18	----
04	0110-372-4	0.02	NSD	NSD	0.18	<0.18	<0.18	----
05	0110-372-5	0.02	NSD	NSD	0.18	<0.18	<0.18	----
06	0110-372-6	0.02	NSD	NSD	0.18	<0.18	<0.18	----

*fiber criteria (>0.5 microns, 5:1 aspect ratio); NAD/NSD = no asbestos detected, NA = not analyzed, MF/L = million fibers per liter.
NOTE: Drinking water analysis by EPA-600/4-83-043 (100.1), waste water by EPA-600/4-80-005. Analytical sensitivity calculated as though 1 fiber had been detected on the TEM GRID area analyzed. Samples are refrigerated upon receipt when necessary and filtered within four hours.

Reviewed By: _____; Analyzed By: Brian Keith Date: 11/1/01

804 753 1800 PAGE.02

NYC-WTC_000124466

NYC 9/11 Public Portal Document

CHAIN OF CUSTODY RECORD

SCILAB

SCILAB BOSTON, INC.

8 School Street Weymouth, MA 02189-8951
781 337-9334 / FAX 781 337-7642

WORK ORDER NO. 0110-372

DUE DATE 11-2-01
11/7/01

COMPANY: AKC Associates
104 East 25th St.

PHONE: (212-353-8080 FAX #: ( ) 212-353-8306
P.O.#:
CLIENT CONTACT: B. Sallemi
PROJECT #: 99 Church St. (71108.0017)

SAMPLE TYPE
1. WATER 6. WIPES
2. SOIL 7. AIR CASSETTE
3. SLUDGE 8. OTHER
4. OIL
5. CHIPS

CONTAINER TYPE
P - PLASTIC
G - GLASS
V - VOA

SCILAB SAMPLE #	CLIENT SAMPLE IDENTIFICATION	SAMPLE TYPE	CONTAINER SIZE	CONTAINER TYPE	CONTAINER #	SAMPLING INFORMATION DATE	TIME	TECH	PRESERVATIVES (see attached)	SAMPLE pH at Login
1	(7) B1 level cafe sink Reg.	1		P	4	10/26		BTD	X	7/c
2	(8) 11th: Kitchenette - NW	1		P	4				X	
3	(9) 10th: Womens RmS=	1		P	4				X	
4	(10) 9th: NE: Kitchenette	1		P	4				X	
5	(11) 8th: SW fountain	1		P	4				X	
6	(12) 7th: NW fountain	1		P	4	↓		↓	X	↓

REPORT PACKAGES
- MWRA ☐
- MA DEP ☐
- RDR ☐
- ASP A ☐
- ASP B ☐
- QC LEVEL 1 ☐
- QC LEVEL 2 ☐

SAMPLED BY: B. Sallemi	DATE: 10/26/01	RECEIVED BY: Sam Lausa	DATE: 10/29/01	Temperature upon receipt: 16.0°C
	TIME: NOON		TIME: 1100	
RELINQUISHED BY:	DATE:	RECEIVED BY	DATE:	SPECIAL INSTRUCTIONS
	TIME:		TIME:	☐ 24 HOUR TAT ☐ 5 Day TAT
RELINQUISHED BY:	DATE:	RECEIVED BY	DATE:	☐ 48 HOUR TAT ☒ 7 DAY TAT
	TIME:		TIME:	☐ 72 HOUR TAT ☐ 10 DAY TAT

Shade areas for laboratory use only.
Gold copy - Originator Retains

** TOTAL PAGE.10 **

NYC-WTC_000124467

NYC 9/11 Public Portal Document

Page 1 of 2

ATC ASSOCIATES, INC.
INDOOR AIR QUALITY FIELD REPORT

TIME _____

LOCATION 99 church DATE 11/05/01 PROJECT NO. _____

Location	Occup.	Temperature (°F)	Relative Humidity (%)	Carbon Dioxide (ppm)	Carbon Monoxide (ppm)	Respirable Particulates(ug/m³)	TVOCs (ppm)
outdoors	—	53.6	24.0	376	2	40	0.0
11th fl. Elevator lobby		71.4	25.5	395	2	7	0.0
SE corner		72.5	25.4	407	2	6	0.0
South center		72.0	25.6	405	2	7	0.0
SW corner		71.6	26.2	397	2	6	0.0
West center		71.5	26.7	411	2	6	0.0
NW corner		71.5	27.2	405	2	7	0.0
North center		71.6	25.6	405	2	7	0.0
NE corner		71.0	26.1	405	2	7	0.0
Guideline levels ASHRAE/AIHA		**68 -75°F/winter 73 -79°F/summer**	**30-60%**	**Outdoor level + 700 ppm**	**9 ppm**	**50 ug/m³ annual 150 ug/m³ 24hour**	**1 ppm**

Comments: _____

The assessed location(s) ( ) Does ( ) Does not meet established indoor air quality guidelines.

Signature: _____ Date: 11/05/01

NYC-WTC_000124468

NYC 9/11 Public Portal Document

ATC ASSOCIATES, INC.
INDOOR AIR QUALITY FIELD REPORT

TIME _____

LOCATION 99 Church Street DATE 11/5/01 PROJECT NO. _____

Location	Occupied	Temperature (°F)	Relative Humidity (%)	Carbon Dioxide (ppm)	Carbon Monoxide (ppm)	Respirable Particulates (ug/m³)	TVOC (ppm)
10th Elevator lobby		72.7	24.6	500	2	8	0.0
SE corner		72.6	24.2	447	2	5	0.0
South center		71.5	23.7	396	2	5	0.0
SW corner		72.2	24.1	390	2	6	0.0
West center		72.4	24.5	412	2	6	0.0
NW corner		~~72.2~~	25.6	426	2	6	0.0
North center		72.5	25.6	415	2	5	0.0
NE corner		72.2	25.6	413	2	6	0.0
Guideline levels ASHRAE/AIHA		**68 -75°F/winter 73 -79°F/summer**	**30-60%**	**Outdoor level + 700 ppm**	**9 ppm**	**50 ug/m³ annual 150 ug/m³ 24hour**	**1 ppm**

Comments: _____

The assessed location(s) ( ) Does ( ) Does not meet established indoor air quality guidelines.

Signature: _____ **Date:** 11/5/01

NYC-WTC_000124469

NYC 9/11 Public Portal Document

ATC ASSOCIATES, INC.
INDOOR AIR QUALITY FIELD REPORT

TIME _____

LOCATION 99 Church St. DATE 11/5/01 PROJECT NO. _____

Location	Occup.	Temperature (F)	Relative Humidity (%)	Carbon Dioxide (ppm)	Carbon Monoxide (ppm)	Respirable Particulate (ug/m³)	TVOCs (ppm)
7th Fl. Elevator lobby		72.6	23.5	450	2	6	0.0
SE corner		72.6	23.4	397	2	6	0.0
South center		72.7	23.0	383	2	6	0.0
SW corner		72.4	23.5	385	2	7	0.0
West center		72.6	23.6	406	2	7	0.0
NW corner		72.2	23.4	415	2	7	0.0
North center		71.5	23.2	403	2	6	0.0
NE corner		72.7	23.5	393	2	9	0.0
Guideline levels ASHRAE/AIHA		**68 -75°F/winter 73 -79°F/summer**	**30-60%**	**Outdoor level + 700 ppm**	**9 ppm**	**50 ug/m³ annual 150 ug/m³ 24hour**	**1 ppm**

Comments: _____

The assessed location(s) (✓) Does ( ) Does not meet established indoor air quality guidelines.

Signature: _____ Date: 11/5/01

NYC-WTC_000124470

NYC 9/11 Public Portal Document

ATC ASSOCIATES, INC.
INDOOR AIR QUALITY FIELD REPORT

TIME _____

LOCATION 99 Church St. DATE 11/5/01 PROJECT NO. _____

Location	Occup.	Temperature (°F)	Relative Humidity (%)	Carbon Dioxide (ppm)	Carbon Monoxide (ppm)	Respirable Particulate (ug/m³)	TVOC (ppm)
8th Fl. Elevator lobby		73.2	23.6	464	2	6	0.0
SE corner		73.2	23.5	436	2	6	0.0
South center		73.4	23.5	455	2	6	0.0
SW corner		73.0	23.0	413	2	6	0.0
West center		73.1	23.2	416	2	7	0.0
NW corner		72.6	22.6	410	2	7	0.0
North center		72.4	23.0	403	2	7	0.0
NE corner		72.5	22.5	406	2	9	0.0
Room 121 (Linda Stesney)		72.5	25.7	560	2	6	0.0
Guideline levels ASHRAE/AIHA		**68 -75°F/winter 73 -79°F/summer**	**30-60%**	**Outdoor level + 700 ppm**	**9 ppm**	**50 ug/m³ annual 150 ug/m³ 24hour**	**1 ppm**

Comments: _____

The assessed location(s) ( ) ~~Does~~ ( ) Does not meet established indoor air quality guidelines.

Signature: _____ Date: 11/5/01

NYC-WTC_000124471

NYC 9/11 Public Portal Document

ATC ASSOCIATES, INC.
INDOOR AIR QUALITY FIELD REPORT

TIME _____

LOCATION 99 Church St. DATE 11/5/01 PROJECT NO. _____

Location	Occupied	Temperature (F)	Relative Humidity (%)	Carbon Dioxide (ppm)	Carbon Monoxide (ppm)	Respirable Particulate (ug/m³)	TVOC (ppm)
7 WTC Elevator lobby		73.5	22.6	426	2	7	0.0
SE corner		73.4	22.4	415	2	6	0.0
South center		73.5	22.5	421	2	6	0.0
SW corner		73.4	22.5	421	2	6	0.0
West center		73.5	22.2	416	2	6	0.0
NW corner		73.7	22.4	435	2	10	0.0
North center		73.6	22.5	445	2	7	0.0
NE corner		73.2	22.5	436	2	6	0.0
Guideline levels ASHRAE/AIHA		**68 -75°F/winter 73 -79°F/summer**	**30-60%**	**Outdoor level + 700 ppm**	**9 ppm**	**50 ug/m³ annual 150 ug/m³ 24hour**	**1 ppm**

Comments: _____

The assessed location(s) (✓) Does ( ) Does not meet established indoor air quality guidelines.

Signature: _____ Date: 11/5/01

NYC-WTC_000124472

NYC 9/11 Public Portal Document

ATC ASSOCIATES, INC.
INDOOR AIR QUALITY FIELD REPORT

TIME _____

LOCATION 99 Church Street DATE 11/5/01 PROJECT NO. _____

Location	Occup.	Temperature (°F)	Relative Humidity (%)	Carbon Dioxide (ppm)	Carbon Monoxide (ppm)	Respirable Particulate (ug/m³)	TVOC (ppm)
5th fl. Elevator lobby		73.6	22.6	400	2	5	0.0
SE corner		73.1	22.1	385	2	6	0.0
South center		73.6	22.0	390	2	5	0.0
SW corner		72.3	21.5	376	2	6	0.0
West center		72.1	22.5	380	2	6	0.0
NW corner		72.5	23.0	406	2	6	0.0
North center		72.5	23.1	410	2	6	0.0
NE corner		72.6	23.4	430	2	6	0.0
Guideline levels ASHRAE/AIHA		**68 -75°F/winter 73 -79°F/summer**	**30-60%**	**Outdoor level + 700 ppm**	**9 ppm**	**50 ug/m³ annual 150 ug/m³ 24hour**	**1 ppm**

Comments: _____

The assessed location(s) ( ) Does ( ) Does not meet established indoor air quality guidelines.

Signature: _____ **Date:** 11/9/01

NYC-WTC_000124473

NYC 9/11 Public Portal Document

ATC ASSOCIATES, INC.
INDOOR AIR QUALITY FIELD REPORT

TIME _____

LOCATION 99 Church St. DATE 11/5/01 PROJECT NO. _____

Location	Occup.	Temperature (°F)	Relative Humidity (%)	Carbon Dioxide (ppm)	Carbon Monoxide (ppm)	Respirable Particulate (ug/m³)	TVOCs (ppm)
7th fl. Cubicles 480 (Allison Cyrus)		71.4	25.6	465	1	9	0.0
Outdoors		52.6	20.2	361	5	19	0.0
Guideline levels ASHRAE/AIHA		**68 -75°F/winter 73 -79°F/summer**	**30-60%**	**Outdoor level + 700 ppm**	**9 ppm**	**50 ug/m³ annual 150 ug/m³ 24hour**	**1 ppm**

Comments: _____

The assessed location(s) (✓) Does ( ) Does not meet established indoor air quality guidelines.

Signature: _____ Date: 11/5/01

NYC-WTC_000124474

NYC 9/11 Public Portal Document

ATC ASSOCIATES, INC.
INDOOR AIR QUALITY FIELD REPORT

LOCATION 99 Church Street. DATE 11/9/01 PROJECT NO. _____

Location	Temperature (F)	Relative Humidity (%)	Carbon Dioxide (ppm)	Carbon Monoxide (ppm)	Respirable Particulates (ug/m3)	TVOCs (ppm)
Outdoors	53.2	28.9	430	0	62	0.0
S.H. Elevator lobby	68.2	31.0	511	0	4	0.0
SE corner	69.9	29.5	500	0	5	0.0
South center	69.6	29.3	513	0	5	0.0
SW corner	70.2	29.1	523	0	3	0.0
West center	70.5	28.8	513	0	6	0.0
NW corner	70.8	28.2	513	0	7	0.0
North center	70.7	27.6	498	0	6	0.0
NE corner	70.5	26.7	488	0	6	0.0
Guideline levels ASHRAE/AIHA	**69 – 76°F/winter 73-78.5°F/summer**	**30-60%**	**Outdoor level + 700 ppm**	**9 ppm**	**50 ug/m^3**	**1 ppm**

Comments: _____

The assessed location(s) ( ) Does ( ) Does not meet established indoor air quality guidelines.

Signature: _____ **Date:** 11/9/01

NYC-WTC_000124475

NYC 9/11 Public Portal Document

ATC ASSOCIATES, INC.
INDOOR AIR QUALITY FIELD REPORT

LOCATION 99 Church St. DATE 11/9/01 PROJECT NO. _____

Location	Temperature (°F)	Relative Humidity (%)	Carbon Dioxide (ppm)	Carbon Monoxide (ppm)	Respirable Particulates (ug/m³)	TVOCs (ppm)
4th Elevatr lobby	71.4	27.5	577	0	8	0.0
SE corner	71.8	27.5	580	0	7	0.0
South center	71.4	26.7	582	0	5	0.0
SW corner	72.0	29.4	590	0	6	0.0
West center	72.5	27.5	509	0	7	0.0
NW corner	72.5	27.3	555	0	7	0.0
North center	72.6	27.1	606	0	8	0.0
NE corner	72.4	26.4	620	0	9	0.0
Guideline levels ASHRAE/AIHA	**69 – 76°F/winter 73-78.5°F/summer**	**30-60%**	**Outdoor level + 700 ppm**	**9 ppm**	**50 ug/m³**	**1 ppm**

Comments: _____

The assessed location(s) ( ) Does ( ) Does not meet established indoor air quality guidelines.

Signature: _____ Date: 11/9/01

NYC-WTC_000124476

NYC 9/11 Public Portal Document

ATC ASSOCIATES, INC.
INDOOR AIR QUALITY FIELD REPORT

LOCATION 99 Church St. DATE 11/9/01 PROJECT NO. _____

Location	Temperature (°F)	Relative Humidity (%)	Carbon Dioxide (ppm)	Carbon Monoxide (ppm)	Respirable Particulates (ug/m³)	TVOCs (ppm)
3rd fl. Elevator lobby	73.2	24.5	609	0	5	0.0
SE corner	73.0	23.4	575	0	5	0.0
South center	73.0	23.5	580	0	10	0.0
SW corner	73.0	23.4	574	0	8	0.0
West center	72.5	23.0	594	0	9	0.0
NW corner	73.0	22.3	539	0	12	0.0
North center	73.1	22.4	521	0	8	0.0
NE corner	72.9	22.2	532	0	10	0.0
Guideline levels ASHRAE/AIHA	**69 – 76°F/winter 73-78.5°F/summer**	**30-60%**	**Outdoor level + 700 ppm**	**9 ppm**	**50 ug/m³**	**1 ppm**

Comments: _____

The assessed location(s) ( ) Does ( ) Does not meet established indoor air quality guidelines.

Signature: _____ **Date:** 11/9/01

NYC-WTC_000124477

NYC 9/11 Public Portal Document

ATC ASSOCIATES, INC.
INDOOR AIR QUALITY FIELD REPORT

LOCATION 99 Church Street, DATE 11/9/01 PROJECT NO. _____

Location	Temperature (°F)	Relative Humidity (%)	Carbon Dioxide (ppm)	Carbon Monoxide (ppm)	Respirable Particulates (ug/m³)	TVOCs (ppm)
2nd fl. Elevator lobby	73.0	22.5	564	0	9	0.0
SE corner	72.6	21.4	515	0	8	0.0
South center	72.7	21.2	515	0	11	0.0
SW corner	72.5	21.0	515	0	7	0.0
West center	73.0	22.6	665	0	8	0.0
NW corner	72.7	21.2	555	0	8	0.0
North center	72.9	21.3	540	0	8	0.0
NE corner	72.8	21.0	520	0	5	0.0
Guideline levels ASHRAE/AIHA	**69 – 76°F/winter 73-78.5°F/summer**	**30-60%**	**Outdoor level + 700 ppm**	**9 ppm**	**50 ug/m³**	**1 ppm**

Comments: _____

The assessed location(s) ( ) Does ( ) Does not meet established indoor air quality guidelines.

Signature: _____ **Date:** 11/9/01

NYC-WTC_000124478

NYC 9/11 Public Portal Document

ATC ASSOCIATES, INC.
INDOOR AIR QUALITY FIELD REPORT

LOCATION 79 Church street DATE 11/9/01 PROJECT NO. _____

Location	Temperature (°F)	Relative Humidity (%)	Carbon Dioxide (ppm)	Carbon Monoxide (ppm)	Respirable Particulates (ug/m³)	TVOCs (ppm)
5th. Lobby	71.8	20.3	522	1	30	0.0
Library	71.4	20.3	503	0	16	0.0
Visitors Reception	73.1	20.8	721	0	10	0.0
NW work area	74.5	21.9	688	0	10	0.0
NE work area	74.5	20.0	558	0	10	0.0
M1 work area	74.8	19.5	537	0	19	0.0
Hallway by elevator exit	73.9	19.0	538	1	30	0.0
MSD SW side	74.0	19.9	695	1	23	0.0
MSD M1 area	74.8	19.0	640	0	17	0.0
Guideline levels ASHRAE/AIHA	**69 – 76°F/winter 73-78.5°F/summer**	**30-60%**	**Outdoor level + 700 ppm**	**9 ppm**	**50 ug/m³**	**1 ppm**

Comments: _____

The assessed location(s) ( ) Does ( ) Does not meet established indoor air quality guidelines.

Signature: _____ **Date:** 11/9/01

NYC-WTC_000124479

NYC 9/11 Public Portal Document

ATC ASSOCIATES, INC.
INDOOR AIR QUALITY FIELD REPORT

LOCATION 99 Church st. DATE 11/9/01 PROJECT NO. _____

	Location	Temperature (°F)	Relative Humidity (%)	Carbon Dioxide (ppm)	Carbon Monoxide (ppm)	Respirable Particulates (ug/m³)	TVOCs (ppm)
1B	Public Finance Info.	74.5	19.4	516	0	26	0.0
	public fram Library	73.9	21.2	560	1	17	0.0
	Higher Edu. Library	73.1	24.2	531	1	11	0.0
	Cafeteria	75.4	21.7	518	0	17	0.0
2B	Duplicating rm.	77.0	21.7	588	1	19	0.0
	Moody fitness rm.	75.1	23.2	679	1	9	0.0
	Mail room.	74.1	22.9	579	1	14	0.0
	Outdoors	57.3	16.4	435	2	19	0.0
	Guideline levels ASHRAE/AIHA	**69 – 76°F/winter 73-78.5°F/summer**	**30-60%**	**Outdoor level + 700 ppm**	**9 ppm**	**50 ug/m³**	**1 ppm**

Comments: _____

The assessed location(s) ( ) Does ( ) Does not meet established indoor air quality guidelines.

Signature: _____ **Date:** 11 | 9 | 01

NYC 9/11 Public Portal Document

ATC ASSOCIATES INC.
ENVIRONMENTAL, GEOTECHNICAL AND MATERIAL PROFESSIONALS
104 East 25th Street • Tenth Floor
New York, NY 10010-2917
Phone (212) 353-8280 • FAX (212) 979-8447

LETTER OF TRANSMITTAL

To: Mr. Michael Hurle
Moody's – Owners Representative.
99 Church Street
New York, New York 10007
Att:

From: Benjamin M. Sallemi
Sr. Project Manager
Date: 11/19/01
Re: IAQ Various Data
Job No: 15.71108.0017
Copy: File

We are sending you
___ Change order ___ Copy of letter
X Attached ___ Plans ___ Prints
___ Under separate cover via _____ the following items:
___ Samples ___ Shop drawings ___ Specifications
X Other As noted

Copies	Date	Job No.	Description
1 Set			99 Church St. – IAQ Data through the week of 11/16/01.

These are transmitted as checked below:
___ Approved as submitted
___ Approved as noted
X As requested
___ For review and comment
___ For bids use
X For your use
___ Return for corrections
___ Other
___ Return
___ Resubmit
___ Submit
___ corrected prints
___ copies for approval
___ copies for distribution

Remarks: If you have questions or comments, please contact me at (212) 353-8280, ext. 295
If you like, let's try to schedule a telephone call to discuss interpretations.

Signed: Benjamin M. Sallemi

If enclosed are not as noted, kindly notify ATC at once (212) 353-8280.

NYC 9/11 Public Portal Document

ATC ASSOCIATES INC.
ENVIRONMENTAL, GEOTECHNICAL AND MATERIAL PROFESSIONALS
104 East 25th Street • Tenth Floor
New York, NY 10010-2917
Phone (212) 353-8280 • FAX (212) 979-8447

LETTER OF TRANSMITTAL

To: Mr. Walter Symanski
Cushman & Wakefield
99 Church Street
New York, New York 10007
Att:

From: Benjamin M. Sallemi
Sr. Project Manager
Date: 11/19/01
Re: IAQ Various Data
Job No: 15.71108.0017
Copy: File

We are sending you
X Attached ___ Under separate cover via _____ the following items:
___ Change order ___ Plans ___ Samples ___ Shop drawings ___ Specifications
___ Copy of letter ___ Prints X Other As noted

Copies	Date	Job No.	Description
1 Set	11/16/01		IAQ Data through the week of 11/16/01.

These are transmitted as checked below:
___ Approved as submitted ___ For bids use ___ Return ___ corrected prints
___ Approved as noted X For your use ___ Resubmit ___ copies for approval
X As requested ___ Return for corrections ___ Submit ___ copies for distribution
___ For review and comment ___ Other

Remarks: If you have questions or comments, please contact me at (212) 353-8280, ext. 295
If you like, let's try to schedule a telephone call to discuss interpretations.

Signed: Benjamin M. Sallemi

If enclosed are not as noted, kindly notify ATC at once (212) 353-8280.

NYC-WTC_000124482

NYC 9/11 Public Portal Document

ATC ASSOCIATES, INC.
INDOOR AIR QUALITY FIELD REPORT

LOCATION 99 Church St. DATE 11/13/01 PROJECT NO. _____

Location	Temperature (°F)	Relative Humidity (%)	Carbon Dioxide (ppm)	Carbon Monoxide (ppm)	Respirable Particulates (ug/m³)	TVOC (ppm)
Outdoors	54.0	39.7	440	0	88	0.0
11th Fl. Elevator lobby	70.8	34.3	562	0	15	0.0
SE corner	71.8	32.5	545	0	14	0.0
South center	71.5	31.7	546	0	16	0.0
SW corner	71.2	30.4	525	0	15	0.0
West center	70.5	27.2	592	0	16	0.0
NW corner	70.4	26.9	549	0	17	0.0
North center	70.4	26.6	536	0	14	0.0
NE corner	71.2	26.8	538	0	16	0.0
Guideline levels ASHRAE/AIHA	**69 – 76°F/winter 73-78.5°F/summer**	**30-60%**	**Outdoor level + 700 ppm**	**9 ppm**	**50 ug/m³**	**1 ppm**

Comments: _____

The assessed location(s) ( ) Does ( ) Does not meet established indoor air quality guidelines.

Signature: _____ **Date:** 11/13/01

NYC-WTC_000124483

NYC 9/11 Public Portal Document

ATC ASSOCIATES, INC.
INDOOR AIR QUALITY FIELD REPORT

LOCATION 99 Church St. DATE 11/13/01 PROJECT NO. _____

Location	Temperature (°F)	Relative Humidity (%)	Carbon Dioxide (ppm)	Carbon Monoxide (ppm)	Respirable Particulates (ug/m³)	TVOC's (ppm)
10th fl. Elevator lobby	73.3	27.4	690	0	23	0.0
SE corner	73.4	26.5	597	0	12	0.0
South center	73.4	26.2	596	0	12	0.0
SW corner	73.6	26.1	595	0	13	0.0
West center	74.0	26.1	615	0	15	0.0
NW corner	74.3	26.1	628	0	14	0.0
North center	74.2	26.2	635	0	13	0.0
NE corner	73.9	25.9	625	0	14	0.0
Guideline levels ASHRAE/AIHA	**69 – 76°F/winter 73-78.5°F/summer**	**30-60%**	**Outdoor level + 700 ppm**	**9 ppm**	**50 ug/m³**	**1 ppm**

Comments: _____

The assessed location(s) ( ) Does ( ) Does not meet established indoor air quality guidelines.

Signature: _____ **Date:** 11/13/01

NYC-WTC_000124484

NYC 9/11 Public Portal Document

ATC ASSOCIATES, INC.
INDOOR AIR QUALITY FIELD REPORT

LOCATION 99 Church st. DATE 11/13/01 PROJECT NO. _____

Location	Temperature (°F)	Relative Humidity (%)	Carbon Dioxide (ppm)	Carbon Monoxide (ppm)	Respirable Particulates (ug/m³)	TVOCs (ppm)
9th. Elevator lobby	74.0	25.2	578	1	11	0.0
SE corner	73.7	24.8	590	1	12	0.0
South center	73.7	24.3	561	1	12	0.0
SW corner	73.6	24.0	548	1	13	0.0
West center	73.1	23.9	546	1	19	0.0
NW corner	72.7	24.1	563	1	16	0.0
North center	72.6	23.8	539	1	15	0.0
NE corner	72.8	23.7	540	1	17	0.0
Guideline levels ASHRAE/AIHA	**69 – 76°F/winter 73-78.5°F/summer**	**30-60%**	**Outdoor level + 700 ppm**	**9 ppm**	**50 ug/m³**	**1 ppm**

Comments: _____

The assessed location(s) ( ) Does ( ) Does not meet established indoor air quality guidelines.

Signature: _____ Date: 11/13/01

NYC-WTC_000124485

NYC 9/11 Public Portal Document

ATC ASSOCIATES, INC.
INDOOR AIR QUALITY FIELD REPORT

LOCATION 99 Church St. DATE 11/13/01 PROJECT NO. _____

8th fl.

Location	Temperature (°F)	Relative Humidity (%)	Carbon Dioxide (ppm)	Carbon Monoxide (ppm)	Respirable Particulates (ug/m³)	TVOCs (ppm)
Elevator lobby	73.5	24.3	598	1	16	0.0
SE corner	73.6	24.1	560	1	14	0.0
South center	74.1	24.0	580	1	13	0.0
SW corner	74.2	24.2	607	1	17	0.0
West center	73.9	24.2	598	1	17	0.0
NW corner	73.5	23.9	566	1	15	0.0
North center	73.8	23.7	562	1	15	0.0
NE corner	73.7	23.5	545	1	18	0.0
Guideline levels ASHRAE/AIHA	**69 – 76°F/winter 73-78.5°F/summer**	**30-60%**	**Outdoor level + 700 ppm**	**9 ppm**	**50 ug/m³**	**1 ppm**

Comments: _____

The assessed location(s) ( ) Does ( ) Does not meet established indoor air quality guidelines.

Signature: _____ **Date:** 11/13/01

NYC-WTC_000124486

NYC 9/11 Public Portal Document

ATC ASSOCIATES, INC.
INDOOR AIR QUALITY FIELD REPORT

LOCATION 99 Church St. DATE 11/13/01 PROJECT NO. _____

Location	Temperature (F)	Relative Humidity (%)	Carbon Dioxide (ppm)	Carbon Monoxide (ppm)	Respirable Particulates (ug/m³)	TVOCs (ppm)
7th fl. Elevator lobby	74.2	24.1	618	1	16	0.0
SE corner	74.7	23.9	602	1	14	0.0
South center	74.4	23.6	585	1	18	0.0
SW corner	74.0	23.6	588	1	20	0.0
west center	74.1	23.8	616	1	18	0.0
NW corner	74.0	23.8	602	1	20	0.0
North center	74.0	23.6	608	1	19	0.0
NE corner	74.3	23.7	612	1	22	0.0
Guideline levels ASHRAE/AIHA	**69 – 76°F/winter 73-78.5°F/summer**	**30-60%**	**Outdoor level + 700 ppm**	**9 ppm**	**50 ug/m³**	**1 ppm**

Comments: _____

The assessed location(s) ( ) Does ( ) Does not meet established indoor air quality guidelines.

Signature: _____ **Date:** 11/13/01

NYC-WTC_000124487

NYC 9/11 Public Portal Document

ATC ASSOCIATES, INC.
INDOOR AIR QUALITY FIELD REPORT

LOCATION 99 Church St. DATE 11/13/01 PROJECT NO. _____

Location	Temperature (°F)	Relative Humidity (%)	Carbon Dioxide (ppm)	Carbon Monoxide (ppm)	Respirable Particulates (ug/m³)	TVOC (ppm)
5th fl. Elevator lobby	75.2	24.0	636	1	18	0.0
SE corner	75.2	24.0	652	1	14	0.0
South center	75.4	23.4	618	1	13	0.0
SW corner	75.1	23.1	595	1	14	0.0
West center	74.8	22.8	570	1	15	0.0
NW corner	73.8	22.5	562	1	17	0.0
North center	73.6	22.6	558	1	18	0.0
NE corner	73.9	22.8	633	1	18	0.0
Outdoors	57.1	27.3	445	1	70-99	0.0
Guideline levels ASHRAE/AIHA	**69 – 76°F/winter 73-78.5°F/summer**	**30-60%**	**Outdoor level + 700 ppm**	**9 ppm**	**50 ug/m³**	**1 ppm**

Comments: _____

The assessed location(s) ( ) Does ( ) Does not meet established indoor air quality guidelines.

Signature: _____ **Date:** 11/13/01

NYC-WTC_000124488

NYC 9/11 Public Portal Document

ATC ASSOCIATES, INC.
INDOOR AIR QUALITY FIELD REPORT

LOCATION 99 Church St. DATE 11/16/01 PROJECT NO. _____

Location	Temperature (°F)	Relative Humidity (%)	Carbon Dioxide (ppm)	Carbon Monoxide (ppm)	Respirable Particulates(ug/m³)	TVOCs (ppm)
Outdoors	69.8	45.4	423	0	73	0.0
SE corner (5th St.)	74.5	43.5	567	0	12	0.0
South center	73.3	43.1	555	1	15	0.0
SW corner	73.2	43.1	553	0	14	0.0
West center	72.9	43.1	547	0	21	0.0
NW corner	73.0	44.7	701	0	20	0.0
North center	72.9	44.4	599	0	22	0.0
NE corner	71.7	43.8	588	0	21	0.0
Elevator lobby	71.5	44.1	563	0	21	0.0
Guideline levels ASHRAE/AIHA	**69 – 76°F/winter 73-78.5°F/summer**	**30-60%**	**Outdoor level + 700 ppm**	**9 ppm**	**50 ug/m³**	**1 ppm**

Comments: _____

The assessed location(s) ( ) Does ( ) Does not meet established indoor air quality guidelines.

Signature: _____ **Date:** 11/16/01

NYC-WTC_000124489

NYC 9/11 Public Portal Document

ATC ASSOCIATES, INC.
INDOOR AIR QUALITY FIELD REPORT

LOCATION 99 Church St. DATE 11/16/01 PROJECT NO. _____

Location	Temperature (°F)	Relative Humidity (%)	Carbon Dioxide (ppm)	Carbon Monoxide (ppm)	Respirable Particulates(ug/m³)	TVOCs (ppm)
4th fl. SE corner	72.7	44.6	620	0	15	0.0
South E corner	72.6	45.0	740	0	19	0.0
South center	72.7	44.7	640	0	16	0.0
SW corner	72.9	44.7	613	0	21	0.0
West center	73.0	44.6	598	0	21	0.0
NW corner	73.0	44.5	580	0	22	0.0
North center	73.1	44.6	582	0	23	0.0
NE corner	73.1	44.6	577	0	23	0.0
Elevator lobby	72.8	45.0	637	0	15	0.0
Guideline levels ASHRAE/AIHA	**69 – 76°F/winter 73-78.5°F/summer**	**30-60%**	**Outdoor level + 700 ppm**	**9 ppm**	**50 ug/m³**	**1 ppm**

Comments: _____

The assessed location(s) ( ) Does ( ) Does not meet established indoor air quality guidelines.

Signature: _____ **Date:** 11/16/01

NYC-WTC_000124490

NYC 9/11 Public Portal Document

ATC ASSOCIATES, INC.
INDOOR AIR QUALITY FIELD REPORT

LOCATION 99 Church St. **DATE** 11/16/01 **PROJECT NO.** _____

Location	Temperature (F)	Relative Humidity (%)	Carbon Dioxide (ppm)	Carbon Monoxide (ppm)	Respirable Particulates(ug/m³)	TVOCs (ppm)
3rd fl. Elevator lobby	72.9	44.9	626	0	14	0.0
SE corner	72.5	44.6	581	0	14	0.0
South center	73.2	44.5	580	0	14	0.0
SW corner	72.1	44.5	575	0	16	0.0
West center	72.2	44.5	566	1	14	0.0
NW corner	72.1	44.5	556	0	16	0.0
North center	72.3	44.9	581	0	16	0.0
NE corner	72.6	44.8	572	0	18	0.0
Guideline levels ASHRAE/AIHA	**69 – 76°F/winter 73-78.5°F/summer**	**30-60%**	**Outdoor level + 700 ppm**	**9 ppm**	**50 ug/m³**	**1 ppm**

Comments: _____

The assessed location(s) ( ) Does ( ) Does not meet established indoor air quality guidelines.

Signature: _____ **Date:** 11/16/01

NYC-WTC_000124491

NYC 9/11 Public Portal Document

ATC ASSOCIATES, INC.
INDOOR AIR QUALITY FIELD REPORT

LOCATION 99 Church St. DATE 11/16/01 PROJECT NO. _____

Location	Temperature (°F)	Relative Humidity (%)	Carbon Dioxide (ppm)	Carbon Monoxide (ppm)	Respirable Particulates (ug/m³)	TVOCs (ppm)
2nd fl.						
Elevator lobby	72.7	44.4	615	0	18	0.0
SE corner	73.0	45.3	583	0	18	0.0
South center	73.1	45.2	566	0	20	0.0
SW corner	73.7	45.5	584	0	26	0.0
west center	74.7	45.6	660	0	25	0.0
NW corner	74.6	44.9	593	0	19	0.0
North center	73.5	44.1	568	1	17	0.0
NE corner	73.2	43.9	559	0	17	0.0
Guideline levels ASHRAE/AIHA	**69 – 76°F/winter 73-78.5°F/summer**	**30-60%**	**Outdoor level + 700 ppm**	**9 ppm**	**50 ug/m³**	**1 ppm**

Comments: _____

The assessed location(s) ( ) Does ( ) Does not meet established indoor air quality guidelines.

Signature: _____ **Date:** 11/16/01

NYC-WTC_000124492

NYC 9/11 Public Portal Document

ATC ASSOCIATES, INC.
INDOOR AIR QUALITY FIELD REPORT

LOCATION 99 Church St. DATE 4/16/01 PROJECT NO. _____

	Location	Temperature (°F)	Relative Humidity (%)	Carbon Dioxide (ppm)	Carbon Monoxide (ppm)	Respirable Particulates (µg/m³)	TVOCs (ppm)
B2	Moody's Gym	72.4	45.1	581	1	22	0.0
	Duplicating dept.	74.2	45.4	554	0	29	0.0
	Mail Room	73.8	45.7	558	0	33	0.0
	Hallway by Elevator	74.6	45.3	561	0	17	0.0
B1	Cafeteria	74.7	44.6	516	0	24	0.0
	Hallway by elevator	75.7	44.7	563	0	15	0.0
	Public Finance Info center	76.1	43.8	560	0	26	0.0
	↓ Record files area	73.8	44.9	554	1	16	0.0
	Photo ID room	74.8	43.6	570	0	20	0.0
	Outdoors	67.4	41.8	414	1	92	0.0
	Guideline levels ASHRAE/AIHA	**69 – 76°F/winter 73-78.5°F/summer**	**30-60%**	**Outdoor level + 700 ppm**	**9 ppm**	**50 ug/m³**	**1 ppm**

Comments: _____

The assessed location(s) ( ) Does ( ) Does not meet established indoor air quality guidelines.

Signature: _____ **Date:** _____

NYC-WTC_000124493

NYC 9/11 Public Portal Document

ATC ASSOCIATES, INC.
INDOOR AIR QUALITY FIELD REPORT

LOCATION 99 Church St. DATE 11/16/01 PROJECT NO. _____

Location	Temperature (°F)	Relative Humidity (%)	Carbon Dioxide (PPM)	Carbon Monoxide (ppm)	Respirable Particulates (ug/m³)	TVOCs (ppm)
1st fl.						
Main lobby	74.8	45.5	715	0	33	0.0
Corporate Info center	72.4	44.1	517	1	38	0.0
Visitor Reception	74.2	45.1	538	1	24	0.0
NW work area	75.0	45.4	531	0	22	0.0
NE work area	74.8	45.2	551	1	25	0.0
M-1	75.5	45.0	540	1	26	0.0
Church St. Exit Hallway	75.6	45.6	531	1	46	0.0
SW work areas	73.4	45.5	657	1	44	0.0
M-1 (SW)	72.2	44.2	586	1	43	0.0
Guideline levels ASHRAE/AIHA	**69 – 76°F/winter 73-78.5°F/summer**	**30-60%**	**Outdoor level + 700 ppm**	**9 ppm**	**50 ug/m³**	**1 ppm**

Comments: _____

The assessed location(s) ( ) Does ( ) Does not meet established indoor air quality guidelines.

Signature: _____ **Date:** 11/16/01

NYC 9/11 Public Portal Document

ATC ASSOCIATES INC.
ENVIRONMENTAL, GEOTECHNICAL AND MATERIAL PROFESSIONALS
104 East 25th Street • Tenth Floor
New York, NY 10010-2917
Phone (212) 353-8280 • FAX (212) 979-8447

LETTER OF TRANSMITTAL

To: Mr. Michael Hurle
Moody's – Owners Representative.
99 Church Street
New York, New York 10007
Att:

From: Benjamin M. Sallemi
Sr. Project Manager
Date: 11/27/01
Re: IAQ Various Data
Job No: 15.71108.0017
Copy: File

We are sending you
___ Change order ___ Copy of letter
X Attached ___ Plans ___ Prints
___ Under separate cover via _____ the following items:
___ Samples ___ Shop drawings ___ Specifications
X Other As noted

Copies	Date	Job No.	Description
1 Set			99 Church St. – IAQ Data through the week of 11/19/01.

These are transmitted as checked below:
___ Approved as submitted
___ Approved as noted
X As requested
___ For review and comment
___ For bids use
X For your use
___ Return for corrections
___ Other
___ Return
___ Resubmit
___ Submit
___ corrected prints
___ copies for approval
___ copies for distribution

Remarks: If you have questions or comments, please contact me at (212) 353-8280, ext. 295
If you like, let's try to schedule a telephone call to discuss interpretations.

Signed: Benjamin M. Sallemi

If enclosed are not as noted, kindly notify ATC at once (212) 353-8280.

NYC 9/11 Public Portal Document

ATC ASSOCIATES INC.
ENVIRONMENTAL, GEOTECHNICAL AND MATERIAL PROFESSIONALS
104 East 25th Street • Tenth Floor
New York, NY 10010-2917
Phone (212) 353-8280 • FAX (212) 979-8447

LETTER OF TRANSMITTAL

To: Mr. Walter Symanski
Cushman & Wakefield
99 Church Street
New York, New York 10007
Att:

From: Benjamin M. Sallemi
Sr. Project Manager
Date: 11/27/01
Re: IAQ Various Data
Job No: 15.71108.0017
Copy: File

We are sending you
___ Change order ___ Copy of letter
X Attached ___ Plans ___ Prints
___ Under separate cover via _____ the following items:
___ Samples ___ Shop drawings ___ Specifications
X Other As noted

Copies	Date	Job No.	Description
1 Set	11/27/01		IAQ Data through the week of 11/19/01.

These are transmitted as checked below:
___ Approved as submitted
___ Approved as noted
X As requested
___ For review and comment
___ For bids use
X For your use
___ Return for corrections
___ Other
___ Return
___ Resubmit
___ Submit
___ corrected prints
___ copies for approval
___ copies for distribution

Remarks: If you have questions or comments, please contact me at (212) 353-8280, ext. 295
If you like, let's try to schedule a telephone call to discuss interpretations.

Signed: Benjamin M. Sallemi

If enclosed are not as noted, kindly notify ATC at once (212) 353-8280.

NYC-WTC_000124496

NYC 9/11 Public Portal Document

ATC ASSOCIATES, INC.
INDOOR AIR QUALITY FIELD REPORT

LOCATION 99 Church Street DATE 11/19/01 PROJECT NO. _____

Location	Temperature (°F)	Relative Humidity (%)	Carbon Dioxide (PPM)	Carbon Monoxide (ppm)	Respirable Particulates (ug/m³)	TVOCs (ppm)
Outdoors	60.9	61.1	402	1	56	0.0
11TH Fl Elevator lobby	72.2	55.5	558	0	17	0.0
SE corner	71.7	55.0	560	1	16	0.0
South center	71.3	53.9	542	1	15	0.0
SW corner	70.9	52.2	526	0	14	0.0
West center	70.9	52.3	581	1	20	0.0
NW corner	70.8	51.5	547	1	19	0.0
North center	70.1	50.7	548	1	16	0.0
NE corner	69.4	51.1	700	1	18	0.0
Guideline levels ASHRAE/AIHA	**69 – 76°F/winter 73-78.5°F/summer**	**30-60%**	**Outdoor level + 700 ppm**	**9 ppm**	**50 ug/m³**	**1 ppm**

Comments: _____

The assessed location(s) ( ) Does ( ) Does not meet established indoor air quality guidelines.

Signature: _____ **Date:** 11/19/01

NYC-WTC_000124497

NYC 9/11 Public Portal Document

ATC ASSOCIATES, INC.
INDOOR AIR QUALITY FIELD REPORT

LOCATION 99 Church street. DATE 11/19/01 PROJECT NO. _____

Location	Temperature (°F)	Relative Humidity (%)	Carbon Dioxide (ppm)	Carbon Monoxide (ppm)	Respirable Particulates (ug/m³)	TVOCs (ppm)
10th Elevator lobby	72.3	52.0	590	0	16	0.0
SE corner	72.7	51.4	570	0	10	0.0
South center	72.6	51.2	568	0	11	0.0
SW corner	73.0	50.8	572	1	14	0.0
west center	73.3	50.7	592	0	13	0.0
NW corner	73.3	50.6	599	1	12	0.0
North center	73.1	50.2	572	1	13	0.0
NE corner	72.5	49.9	563	1	15	0.0
Guideline levels ASHRAE/AIHA	**69 – 76°F/winter 73-78.5°F/summer**	**30-60%**	**Outdoor level + 700 ppm**	**9 ppm**	**50 ug/m³**	**1 ppm**

Comments: _____

The assessed location(s) ( ) Does ( ) Does not meet established indoor air quality guidelines.

Signature: _____ **Date:** 11/19/01

NYC-WTC_000124498

NYC 9/11 Public Portal Document

ATC ASSOCIATES, INC.
INDOOR AIR QUALITY FIELD REPORT

LOCATION 99 Church st. DATE 11/19/01 PROJECT NO. _____

Location	Temperature (°F)	Relative Humidity (%)	Carbon Dioxide (ppm)	Carbon Monoxide (ppm)	Respirable Particulates(ug/m³)	TVOCs (ppm)
9th. Elevator lobby	73.6	49.7	562	1	11	0.0
SE corner	73.0	49.2	550	1	9	0.0
South center	72.9	49.2	558	1	10	0.0
SW corner	72.9	49.1	557	1	14	0.0
west center	73.0	49.0	540	1	15	0.0
NW corner	73.0	48.9	514	1	14	0.0
North center	73.0	48.8	515	1	12	0.0
NE corner	73.0	48.5	520	1	16	0.0
Guideline levels ASHRAE/AIHA	**69 – 76°F/winter 73-78.5°F/summer**	**30-60%**	**Outdoor level + 700 ppm**	**9 ppm**	**50 ug/m³**	**1 ppm**

Comments: _____

The assessed location(s) ( ) Does ( ) Does not meet established indoor air quality guidelines.

Signature: _____ **Date:** 11/19/01

NYC-WTC_000124499

NYC 9/11 Public Portal Document

ATC ASSOCIATES, INC.
INDOOR AIR QUALITY FIELD REPORT

LOCATION 99 Church St. DATE 11/19/01 PROJECT NO. _____

Location	Temperature (°F)	Relative Humidity (%)	Carbon Dioxide (ppm)	Carbon Monoxide (ppm)	Respirable Particulates(ug/m³)	TVOCs (ppm)
8th Elevator lobby	73.0	49.1	574	1	12	0.0
SE corner	73.5	49.0	560	1	13	0.0
South center	73.9	48.6	561	1	12	0.0
SW corner	73.5	48.6	515	1	15	0.0
West center	73.3	48.1	516	1	16	0.0
NW corner	73.3	48.1	516	1	15	0.0
North center	73.4	48.3	530	1	13	0.0
NE corner	73.1	48.1	528	1	14	0.0
Guideline levels ASHRAE/AIHA	**69 – 76°F/winter 73-78.5°F/summer**	**30-60%**	**Outdoor level + 700 ppm**	**9 ppm**	**50 ug/m³**	**1 ppm**

Comments: _____

The assessed location(s) ( ) Does ( ) Does not meet established indoor air quality guidelines.

Signature: _____ **Date:** 11/19/01

NYC-WTC_000124500

NYC 9/11 Public Portal Document

ATC ASSOCIATES, INC.
INDOOR AIR QUALITY FIELD REPORT

LOCATION 99 Church St. DATE 11/19/01 PROJECT NO. _____

Location	Temperature (°F)	Relative Humidity (%)	Carbon Dioxide (ppm)	Carbon Monoxide (ppm)	Respirable Particulates(ug/m³)	TVOCs (ppm)
7th Elevator lobby	73.8	48.6	590	1	12	0.0
SE corner	73.5	48.2	558	1	11	0.0
South center	73.2	48.0	551	1	9	0.0
SW corner	73.3	47.9	544	1	12	0.0
West center	73.7	48.0	543	1	13	0.0
NW corner	73.6	48.1	527	1	12	0.0
North center	73.4	47.8	517	1	13	0.0
NE corner	73.3	47.8	508	1	13	0.0
Guideline levels ASHRAE/AIHA	**69 – 76°F/winter 73-78.5°F/summer**	**30-60%**	**Outdoor level + 700 ppm**	**9 ppm**	**50 ug/m³**	**1 ppm**

Comments: _____

The assessed location(s) ( ) Does ( ) Does not meet established indoor air quality guidelines.

Signature: _____ **Date:** 11/19/01

NYC-WTC_000124501

NYC 9/11 Public Portal Document

ATC ASSOCIATES, INC.
INDOOR AIR QUALITY FIELD REPORT

LOCATION 99 Church St. **DATE** 11/19/01 **PROJECT NO.** _____

Location	Temperature (°F)	Relative Humidity (%)	Carbon Dioxide (ppm)	Carbon Monoxide (ppm)	Respirable Particulates(ug/m³)	TVOCs (ppm)
6th fl Elevator lobby	73.9	48.7	600	1	13	0.0
SE corner	74.1	47.3	602	1	9	0.0
South center	74.5	47.8	593	1	10	0.0
SW corner	74.7	47.7	585	1	12	0.0
West Center	74.3	47.5	576	1	12	0 0
NW corner	73.5	47.4	568	1	13	0.0
North center	73.3	47.2	555	1	12	0.0
NE corner	73.0	47.0	571	1	15	0.0
Guideline levels ASHRAE/AIHA	**69 – 76°F/winter 73-78.5°F/summer**	**30-60%**	**Outdoor level + 700 ppm**	**9 ppm**	**50 ug/m³**	**1 ppm**

Comments: _____

The assessed location(s) ( ) Does ( ) Does not meet established indoor air quality guidelines.

Signature: _____ **Date:** 11/19/01

NYC-WTC_000124502

NYC 9/11 Public Portal Document

ATC ASSOCIATES, INC.
INDOOR AIR QUALITY FIELD REPORT

LOCATION 99 Church St. DATE 11/19/01 PROJECT NO. _____

Location	Temperature (°F)	Relative Humidity (%)	Carbon Dioxide (PPM)	Carbon Monoxide (ppm)	Respirable Particulates (µg/m³)	TVOCs (ppm)
6th. Elevator lobby	74.5	47.7	601	1	9	0.0
SE corner	74.0	47.7	600	1	8	0.0
South center	73.9	47.5	575	1	9	0.0
SW corner	73.7	47.5	572	1	9	0.0
West center	73.4	47.5	567	1	8	0.0
NW corner	73.4	47.4	553	1	12	0.0
North center	73.3	47.2	571	1	12	0.0
NE corner	72.9	47.3	560	1	12	0.0
Outdoors	65.7	51.2	431	2	50	0.0
Guideline levels ASHRAE/AIHA	**69 – 76°F/winter 73-78.5°F/summer**	**30-60%**	**Outdoor level + 700 ppm**	**9 ppm**	**50 ug/m³**	**1 ppm**

Comments: _____

The assessed location(s) ( ) Does ( ) Does not meet established indoor air quality guidelines.

Signature: _____ **Date:** 11/19/01

NYC-WTC_000124503

NYC 9/11 Public Portal Document

ATC ASSOCIATES, INC.
INDOOR AIR QUALITY FIELD REPORT

LOCATION 94 Church St. DATE 11/21/01 PROJECT NO. _____

Location	Temperature (°F)	Relative Humidity (%)	Carbon Dioxide (ppm)	Carbon Monoxide (ppm)	Respirable Particulates(µg/m³)	TVOCs (ppm)
Outdoors	52.4	36.3	400	1	68	0.0
4th fl. Elevator lobby	70.4	40.4	559	0	11	0.0
SE corner	71.8	40.0	563	0	9	0.0
South center	72.6	39.7	542	0	11	0.0
SW corner	72.5	39.5	536	0	9	0.0
west center	72.3	38.6	504	0	10	0.0
NW corner	72.4	38.4	506	0	10	0.0
North center	72.5	38.4	505	0	9	0.0
NE corner	72.7	38.2	500	0	9	0.0
Guideline levels ASHRAE/AIHA	**69 – 76°F/winter 73-78.5°F/summer**	**30-60%**	**Outdoor level + 700 ppm**	**9 ppm**	**50 ug/m³**	**1 ppm**

Comments: _____

The assessed location(s) ( ) Does ( ) Does not meet established indoor air quality guidelines.

Signature: _____ **Date:** 11/21/01

NYC-WTC_000124504

NYC 9/11 Public Portal Document

ATC ASSOCIATES, INC.
INDOOR AIR QUALITY FIELD REPORT

LOCATION 99 Church St. DATE 11/21/01 PROJECT NO. _____

Location	Temperature (°F)	Relative Humidity (%)	Carbon Dioxide (ppm)	Carbon Monoxide (ppm)	Respirable Particulates (ug/m³)	TVOCs (ppm)
3rd fl.						
Elevator lobby	72.9	36.5	527	0	9	0.0
SE corner	72.8	35.4	477	0	8	0.0
South center	72.9	34.4	444	1	9	0.0
SW corner	73.0	34.2	433	0	9	0.0
West center	72.8	34.2	438	1	11	0.0
NW corner	73.0	34.2	435	1	11	0.0
North center	73.1	34.2	469	1	11	0.0
NE corner	72.9	34.1	465	1	11	0.0
Guideline levels ASHRAE/AIHA	**69 – 76°F/winter 73-78.5°F/summer**	**30-60%**	**Outdoor level + 700 ppm**	**9 ppm**	**50 ug/m³**	**1 ppm**

Comments: _____

The assessed location(s) ( ) Does ( ) Does not meet established indoor air quality guidelines.

Signature: _____ Date: 11/21/01

NYC-WTC_000124505

NYC 9/11 Public Portal Document

ATC ASSOCIATES, INC.
INDOOR AIR QUALITY FIELD REPORT

LOCATION 99 Church St. DATE 11/21/01 PROJECT NO. _____

Location	Temperature (°F)	Relative Humidity (%)	Carbon Dioxide (ppm)	Carbon Monoxide (ppm)	Respirable Particulates (ug/m³)	TVOCs (ppm)
2nd Floor.						
Elevator lobby	73.1	33.9	457	1	13	0.0
SE corner	73.2	33.4	437	1	9	0.0
South center	73.0	33.2	439	1	12	0.0
SW corner	73.9	33.1	450	1	13	0.0
West center	74.4	33.2	440	0	13	0.0
NW corner	74.4	33.0	442	0	14	0.0
North center	74.5	32.9	440	0	13	0.0
NE corner	74.5	32.9	444	0	15	0.0
Guideline levels ASHRAE/AIHA	**69 – 76°F/winter 73-78.5°F/summer**	**30-60%**	**Outdoor level + 700 ppm**	**9 ppm**	**50 ug/m³**	**1 ppm**

Comments: _____

The assessed location(s) ( ) Does ( ) Does not meet established indoor air quality guidelines.

Signature: _____ Date: 11/21/01

NYC-WTC_000124506

NYC 9/11 Public Portal Document

ATC ASSOCIATES, INC.
INDOOR AIR QUALITY FIELD REPORT

LOCATION 99 Church St. DATE 11/21/01 PROJECT NO. _____

Location	Temperature (°F)	Relative Humidity (%)	Carbon Dioxide (ppm)	Carbon Monoxide (ppm)	Respirable Particulates(ug/m³)	TVOCs (ppm)
1st floor						
Main lobby	67.7	31.4	428	1	50	0.0
Visitor's reception	73.4	32.7	437	0	20	0.0
Corporate Info. center	68.5	31.8	431	1	31	0.0
Hallway by church exit	71.6	31.8	438	0	48	0.0
NW work area	73.7	32.3	448	1	21	0.0
NE work area	73.4	33.1	501	1	22	0.0
M-1	74.4	32.4	482	1	19	0.0
SW work area	73.5	31.9	485	1	21	0.0
SE work area	74.7	31.7	480	1	22	0.0
Guideline levels ASHRAE/AIHA	**69 – 76°F/winter 73-78.5°F/summer**	**30-60%**	**Outdoor level + 700 ppm**	**9 ppm**	**50 ug/m³**	**1 ppm**

Comments: _____

The assessed location(s) ( ) Does ( ) Does not meet established indoor air quality guidelines.

Signature: _____ Date: 11/21/01

NYC-WTC_000124507

NYC 9/11 Public Portal Document

ATC ASSOCIATES, INC.
INDOOR AIR QUALITY FIELD REPORT

LOCATION 79 Church Street DATE 11/21/01 PROJECT NO. _____

Location	Temperature (°F)	Relative Humidity (%)	Carbon Dioxide (ppm)	Carbon Monoxide (ppm)	Respirable Particulates (ug/m³)	TVOCs (ppm)
South 1st fl. Mezzanine	74.7	31.2	446	0	21	0.0
B-1						
Cafeteria	73.4	31.5	436	1	30	0.0
Public finance info. center	73.3	31.2	450	1	45	0.0
Public finance info. center-record	73.7	31.4	448	0	40	0.0
Photo ID room	73.5	31.6	440	0	35	0.0
B-2 Moodey Gym	71.2	34.2	489	1	15	0.0
Duplicating dept.	72.3	32.7	441	1	31	0.0
Mail room	71.4	32.3	429	0	26	0.0
Outdoors	50.1	38.6	390	0	55	0.0
Guideline levels ASHRAE/AIHA	**69 – 76°F/winter 73-78.5°F/summer**	**30-60%**	**Outdoor level + 700 ppm**	**9 ppm**	**50 ug/m³**	**1 ppm**

Comments: _____

The assessed location(s) ( ) Does ( ) Does not meet established indoor air quality guidelines.

Signature: _____ Date: 11/21/01

NYC 9/11 Public Portal Document

ATC ASSOCIATES INC.
ENVIRONMENTAL, GEOTECHNICAL AND MATERIAL PROFESSIONALS
104 East 25th Street • Tenth Floor
New York, NY 10010-2917
Phone (212) 353-8280 • FAX (212) 979-8447

LETTER OF TRANSMITTAL

To: Mr. Michael Hurle
Moody's – Owners Representative.
99 Church Street
New York, New York 10007
Att:

From: Benjamin M. Sallemi
Sr. Project Manager
Date: 12/4/01
Re: IAQ Various Data
Job No: 15.71108.0017
Copy: File

We are sending you
___ Change order ___ Copy of letter
X Attached ___ Plans ___ Prints
___ Under separate cover via _____ the following items:
___ Samples ___ Shop drawings ___ Specifications
X Other As noted

Copies	Date	Job No.	Description
1 Set			99 Church St. – IAQ Data dated 11/26/01.

These are transmitted as checked below:
___ Approved as submitted
___ Approved as noted
X As requested
___ For review and comment
___ For bids use
X For your use
___ Return for corrections
___ Other
___ Return
___ Resubmit
___ Submit
___ corrected prints
___ copies for approval
___ copies for distribution

Remarks: If you have questions or comments, please contact me at (212) 353-8280, ext. 295
If you like, let's try to schedule a telephone call to discuss interpretations.

Signed: Benjamin M. Sallemi

If enclosed are not as noted, kindly notify ATC at once (212) 353-8280.

NYC 9/11 Public Portal Document

ATC ASSOCIATES INC.
ENVIRONMENTAL, GEOTECHNICAL AND MATERIAL PROFESSIONALS
104 East 25th Street • Tenth Floor
New York, NY 10010-2917
Phone (212) 353-8280 • FAX (212) 979-8447

LETTER OF TRANSMITTAL

To: Mr. Walter Symanski
Cushman & Wakefield
99 Church Street
New York, New York 10007
Att:

From: Benjamin M. Sallemi
Sr. Project Manager
Date: 12/4/01
Re: IAQ Various Data
Job No: 15.71108.0017
Copy: File

We are sending you X Attached ___ Under separate cover via _____ the following items:
___ Change order ___ Plans ___ Samples ___ Shop drawings ___ Specifications
___ Copy of letter ___ Prints X Other As noted

Copies	Date	Job No.	Description
1 Set			IAQ Data dated 11/26/01.

These are transmitted as checked below:

___ Approved as submitted ___ For bids use ___ Return ___ corrected prints
___ Approved as noted X For your use ___ Resubmit ___ copies for approval
X As requested ___ Return for corrections ___ Submit ___ copies for distribution
___ For review and comment ___ Other _____

Remarks: If you have questions or comments, please contact me at (212) 353-8280, ext. 295
If you like, let's try to schedule a telephone call to discuss interpretations.

Signed: Benjamin M. Sallemi

If enclosed are not as noted, kindly notify ATC at once (212) 353-8280.

NYC-WTC_000124510

NYC 9/11 Public Portal Document

ATC ASSOCIATES, INC.
INDOOR AIR QUALITY FIELD REPORT

LOCATION 99 Church street DATE 11/26/01 PROJECT NO. _____

Location	Temperature (°F)	Relative Humidity (%)	Carbon Dioxide (ppm)	Carbon Monoxide (ppm)	Respirable Particulates (ug/m³)	TVOC (ppm)
Outdoors	58.5	52.7	450	1	99	0.0
11th Floor						
Elevator lobby	73.1	38.1	630	1	9	0.0
SE corner	72.1	37.5	648	1	15	0.0
South center	70.7	36.6	617	1	13	0.0
SW corner	70.5	36.4	620	1	14	0.0
West center	71.3	36.7	618	1	13	0.0
NW corner	71.9	36.9	620	1	13	0.0
North center	71.5	36.8	611	1	14	0.0
NE corner	71.8	37.0	624	1	14	0.0
Guideline levels ASHRAE/AIHA	**69 – 76°F/winter 73-78.5°F/summer**	**30-60%**	**Outdoor level + 700 ppm**	**9 ppm**	**50 ug/m³**	**1 ppm**

Comments: _____

The assessed location(s) ( ) Does ( ) Does not meet established indoor air quality guidelines.

Signature: _____ **Date:** _____

NYC-WTC_000124511

NYC 9/11 Public Portal Document

ATC ASSOCIATES, INC.
INDOOR AIR QUALITY FIELD REPORT

LOCATION 99 Church street DATE 11/26/01 PROJECT NO. _____

Location	Temperature (°F)	Relative Humidity (%)	Carbon Dioxide (ppm)	Carbon Monoxide (ppm)	Respirable Particulates (ug/m³)	TVOCs (ppm)
10th floor						
Elevator lobby	72.3	38.1	707	1	9	0 0
SE corner	72.1	37.1	739	1	7	0 0
South center	72.1	37.5	730	1	10	0 0
SW corner	72.4	37.5	725	1	14	0 0
West center	73.1	37.3	679	1	11	0 0
NW corner	73.4	37.4	696	1	14	0 0
North center	73.6	37.3	701	1	16	0 0
NE corner	73.6	37.3	699	1	12	0 0
Guideline levels ASHRAE/AIHA	**69 – 76°F/winter 73-78.5°F/summer**	**30-60%**	**Outdoor level + 700 ppm**	**9 ppm**	**50 ug/m³**	**1 ppm**

Comments: _____

The assessed location(s) ( ) Does ( ) Does not meet established indoor air quality guidelines.

Signature: _____ **Date:** _____

NYC-WTC_000124512

NYC 9/11 Public Portal Document

ATC ASSOCIATES, INC.
INDOOR AIR QUALITY FIELD REPORT

LOCATION 99 church street DATE 11/26/01 PROJECT NO. _____

Location	Temperature (°F)	Relative Humidity (%)	Carbon Dioxide (ppm)	Carbon Monoxide (ppm)	Respirable Particulates (ug/m³)	TVOC (ppm)
9th floor						
Elevator lobby	73.1	36.9	702	1	9	0.0
SE corner	72.9	36.2	690	1	8	0.0
South center	72.7	35.9	667	1	13	0.0
SW corner	72.6	35.7	662	1	13	0.0
West center	72.4	35.7	648	1	15	0.0
NW corner	72.3	35.8	711	1	19	0.0
North center	72.8	36.3	718	1	12	0.0
NE corner	72.8	35.9	683	1	15	0.0
Guideline levels ASHRAE/AIHA	**69 – 76°F/winter 73-78.5°F/summer**	**30-60%**	**Outdoor level + 700 ppm**	**9 ppm**	**50 ug/m³**	**1 ppm**

Comments: _____

The assessed location(s) ( ) Does ( ) Does not meet established indoor air quality guidelines.

Signature: _____ Date: _____

NYC-WTC_000124513

NYC 9/11 Public Portal Document

ATC ASSOCIATES, INC.
INDOOR AIR QUALITY FIELD REPORT

LOCATION 99 Church street DATE 11/26/01 PROJECT NO. _____

Location	Temperature (°F)	Relative Humidity (%)	Carbon Dioxide (ppm)	Carbon Monoxide (ppm)	Respirable Particulates (ug/m³)	TVOCs (ppm)
8TH Floor						
Elevator lobby	73.3	37.0	712	1	16	0.0
SE corner	73.3	36.6	728	1	10	0.0
South center	73.2	36.6	735	1	9	0.0
SW corner	73.8	36.6	730	1	10	0.0
West center	73.7	36.3	718	1	8	0.0
NW corner	73.2	36.1	720	1	13	0.0
North center	73.3	36.1	745	1	12	0 0
NE center	73.2	36.0	729	1	12	0.0
Guideline levels ASHRAE/AIHA	**69 – 76°F/winter 73-78.5°F/summer**	**30-60%**	**Outdoor level + 700 ppm**	**9 ppm**	**50 ug/m³**	**1 ppm**

Comments: _____

The assessed location(s) ( ) Does ( ) Does not meet established indoor air quality guidelines.

Signature: _____ **Date:** _____

NYC-WTC_000124514

NYC 9/11 Public Portal Document

ATC ASSOCIATES, INC.
INDOOR AIR QUALITY FIELD REPORT

LOCATION 99 Church street DATE 11/26/01 PROJECT NO. _____

Location	Temperature (°F)	Relative Humidity (%)	Carbon Dioxide (ppm)	Carbon Monoxide (ppm)	Respirable Particulates (ug/m³)	TVOCs (ppm)
7th floor						
Elevator lobby	73.5	36.5	704	1	10	0.0
SE corner	73.5	36.1	755	1	7	0.0
South center	73.4	36.2	784	1	8	0.0
SW corner	73.9	36.3	785	1	10	0.0
West center	73.9	35.8	721	1	11	0.0
NW corner	73.6	35.7	718	1	11	0.0
North center	73.5	35.6	713	1	13	0.0
NE corner	73.4	35.4	695	1	11	0.0
Guideline levels ASHRAE/AIHA	**69 – 76°F/winter 73-78.5°F/summer**	**30-60%**	**Outdoor level + 700 ppm**	**9 ppm**	**50 ug/m³**	**1 ppm**

Comments: _____

The assessed location(s) ( ) Does ( ) Does not meet established indoor air quality guidelines.

Signature: _____ **Date:** _____

NYC-WTC_000124515

NYC 9/11 Public Portal Document

ATC ASSOCIATES, INC.
INDOOR AIR QUALITY FIELD REPORT

LOCATION 99 Church street DATE 11/26/01 PROJECT NO. _____

Location	Temperature (°F)	Relative Humidity (%)	Carbon Dioxide (ppm)	Carbon Monoxide (ppm)	Respirable Particulates (ug/m³)	TVOCs (ppm)
6th floor						
Elevator Lobby	73.8	36.2	702	1	12	0.0
SE corner	73.9	35.8	740	1	9	0.0
South center	73.9	35.5	692	1	9	0.0
SW corner	74.1	35.7	696	1	8	0.0
West center	73.9	35.4	676	1	13	0.0
NW corner	73.3	35.1	668	1	15	0 0
North center	73.1	35.0	663	1	13	0.0
NE corner	73.5	35.1	673	1	13	0.0
Guideline levels ASHRAE/AIHA	**69 – 76°F/winter 73-78.5°F/summer**	**30-60%**	**Outdoor level + 700 ppm**	**9 ppm**	**50 ug/m³**	**1 ppm**

Comments: _____

The assessed location(s) ( ) Does ( ) Does not meet established indoor air quality guidelines.

Signature: _____ **Date:** _____

NYC-WTC_000124516

NYC 9/11 Public Portal Document

ATC ASSOCIATES, INC.
INDOOR AIR QUALITY FIELD REPORT

LOCATION 99 Church street DATE 11/26/01 PROJECT NO. _____

Location	Temperature (°F)	Relative Humidity (%)	Carbon Dioxide (ppm)	Carbon Monoxide (ppm)	Respirable Particulates(ug/m³)	TVOCs (ppm)
5th Floor						
Elevator lobby	73.7	35.7	676	1	12	0.0
SE corner	73.5	35.0	671	1	12	0.0
South center	73.0	34.8	659	1	13	0.0
SW corner	72.6	34.6	646	1	14	0.0
west center	72.2	34.6	674	1	14	0.0
NW corner	71.9	34.6	654	1	15	0.0
North center	71.6	34.6	649	1	14	0.0
NE corner	71.4	34.5	647	1	17	0.0
Outdoors	58.6	40.8	460	2	90-110	0.0
Guideline levels ASHRAE/AIHA	**69 – 76°F/winter 73-78.5°F/summer**	**30-60%**	**Outdoor level + 700 ppm**	**9 ppm**	**50 ug/m³**	**1 ppm**

Comments: _____

The assessed location(s) ( ) Does ( ) Does not meet established indoor air quality guidelines.

Signature: _____ **Date:** _____

NYC-WTC_000124517

NYC 9/11 Public Portal Document

ATC ASSOCIATES, INC.
INDOOR AIR QUALITY FIELD REPORT

LOCATION 99 Church street DATE 11/27/01 PROJECT NO. _____

Location	Temperature (°F)	Relative Humidity (%)	Carbon Dioxide (ppm)	Carbon Monoxide (ppm)	Respirable Particulates (ug/m³)	TVOCs (ppm)
C.H Mck's office (special request from Walter S.)	73.2	43.1	639	1	18	0.0
1st fl. NW office						
Guideline levels ASHRAE/AIHA	69 – 76°F/winter 73-78.5°F/summer	30-60%	Outdoor level + 700 ppm	9 ppm	50 ug/m³	1 ppm

Comments: _____

The assessed location(s) ( ) Does ( ) Does not meet established indoor air quality guidelines.

Signature: _____ Date: _____

NYC 9/11 Public Portal Document

ATC ASSOCIATES INC.
ENVIRONMENTAL, GEOTECHNICAL AND MATERIAL PROFESSIONALS
104 East 25th Street • Tenth Floor
New York, NY 10010-2917
Phone (212) 353-8280 • FAX (212) 979-8447

LETTER OF TRANSMITTAL

To: Mr. Michael Hurle
Moody's – Owners Representative.
99 Church Street
New York, New York 10007
Att:

From: Benjamin M. Sallemi
Sr. Project Manager
Date: 12/7/01
Re: IAQ Various Data
Job No: 15.71108.0017
Copy: File

We are sending you
___ Change order ___ Copy of letter
X Attached ___ Plans ___ Prints
___ Under separate cover via _____ the following items:
___ Samples ___ Shop drawings ___ Specifications
X Other As noted

Copies	Date	Job No.	Description
1 Set			99 Church St. – IAQ Data dated 11/30/01.
1 Set			99 Church St. – IAQ Data dated 12/3/01.

These are transmitted as checked below:
___ Approved as submitted
___ Approved as noted
X As requested
___ For review and comment
___ For bids use
X For your use
___ Return for corrections
___ Other
___ Return
___ Resubmit
___ Submit
___ corrected prints
___ copies for approval
___ copies for distribution

Remarks: If you have questions or comments, please contact me at (212) 353-8280, ext. 295
If you like, let's try to schedule a telephone call to discuss interpretations.

Signed: Benjamin M. Sallemi

If enclosed are not as noted, kindly notify ATC at once (212) 353-8280.

NYC 9/11 Public Portal Document

ATC ASSOCIATES INC.
ENVIRONMENTAL, GEOTECHNICAL AND MATERIAL PROFESSIONALS
104 East 25th Street • Tenth Floor
New York, NY 10010-2917
Phone (212) 353-8280 • FAX (212) 979-8447

LETTER OF TRANSMITTAL

To: Mr. Walter Symanski
Cushman & Wakefield
99 Church Street
New York, New York 10007
Att:

From: Benjamin M. Sallemi
Sr. Project Manager
Date: 12/7/01
Re: IAQ Various Data
Job No: 15.71108.0017
Copy: File

We are sending you
___ Change order ___ Copy of letter
X Attached ___ Plans ___ Prints
___ Under separate cover via _____ the following items:
___ Samples ___ Shop drawings ___ Specifications
X Other As noted

Copies	Date	Job No.	Description
1 Set			IAQ Data dated 11/30/01.
1 Set			IAQ Data dated 12/3/01.

These are transmitted as checked below:
___ Approved as submitted
___ Approved as noted
X As requested
___ For review and comment
___ For bids use
X For your use
___ Return for corrections
___ Other
___ Return
___ Resubmit
___ Submit
___ corrected prints
___ copies for approval
___ copies for distribution

Remarks: If you have questions or comments, please contact me at (212) 353-8280, ext. 295
If you like, let's try to schedule a telephone call to discuss interpretations.

Signed: Benjamin M. Sallemi

If enclosed are not as noted, kindly notify ATC at once (212) 353-8280.

NYC-WTC_000124520

NYC 9/11 Public Portal Document

ATC ASSOCIATES, INC.
INDOOR AIR QUALITY FIELD REPORT

LOCATION 99 Church Street DATE 11/30/01 PROJECT NO. _____

Location	Temperature (°F)	Relative Humidity (%)	Carbon Dioxide (ppm)	Carbon Monoxide (ppm)	Respirable Particulates(ug/m³)	TVOCs (ppm)
Outdoors	66.8	77.5	385	0	86	0.0
4th fl. Elevator lobby	71.8	61.4	600	1	15	0.0
SE corner	72.1	59.0	625	0	16	0.0
South center	72.2	58.8	656	0	14	0.0
SW corner	72.5	58.1	616	0	15	0.0
West center	72.4	57.9	603	0	17	0.0
NW corner	72.2	57.6	593	1	17	0.0
North center	71.9	57.2	580	1	17	0.0
NE corner	71.6	57.1	575	1	17	0.0
Guideline levels ASHRAE/AIHA	69 – 76°F/winter 73-78.5°F/summer	30-60%	Outdoor level + 700 ppm	9 ppm	50 ug/m³	1 ppm

Comments: _____

The assessed location(s) ( ) Does ( ) Does not meet established indoor air quality guidelines.

Signature: _____ Date: 11/30/01

NYC-WTC_000124521

NYC 9/11 Public Portal Document

ATC ASSOCIATES, INC.
INDOOR AIR QUALITY FIELD REPORT

LOCATION 99 Church St. DATE 11/30/01 PROJECT NO. _____

Location	Temperature (°F)	Relative Humidity (%)	Carbon Dioxide (ppm)	Carbon Monoxide (ppm)	Respirable Particulates (ug/m³)	TVOCs (ppm)
3rd floor						
Elevator lobby	72.3	58.3	640	1	12	0.0
SE corner	72.2	57.4	679	0	12	0.0
South center	72.2	57.1	665	0	11	0.0
SW corner	72.3	57.9	615	1	15	0.0
West center	72.3	56.8	635	1	15	0.0
NW corner	72.2	56.8	618	1	14	0.0
North center	72.3	56.7	625	1	14	0.0
NE corner	72.4	56.7	635	1	15	0.0
Guideline levels ASHRAE/AIHA	69 – 76°F/winter 73-78.5°F/summer	30-60%	Outdoor level + 700 ppm	9 ppm	50 ug/m³	1 ppm

Comments: _____

The assessed location(s) ( ) Does ( ) Does not meet established indoor air quality guidelines.

Signature: _____ Date: 11/30/01

NYC-WTC_000124522

NYC 9/11 Public Portal Document

ATC ASSOCIATES, INC.
INDOOR AIR QUALITY FIELD REPORT

LOCATION 99 Church St. DATE 11/30/01 PROJECT NO. _____

Location	Temperature (°F)	Relative Humidity (%)	Carbon Dioxide (ppm)	Carbon Monoxide (ppm)	Respirable Particulates(ug/m³)	TVOCs (ppm)
2nd fl.						
Elevator lobby	72.6	57.2	599	1	17	0.0
SE corner	72.4	56.8	630	1	16	0.0
South center	72.9	56.3	722	1	17	0.0
SW corner	73.1	57.4	695	1	18	0.0
West center	72.8	56.3	633	1	17	0.0
NW corner	72.4	55.9	614	1	17	0.0
North center	72.4	56.1	607	1	18	0.0
NE corner	72.5	56.8	607	1	18	0.0
Guideline levels ASHRAE/AIHA	69 – 76°F/winter 73-78.5°F/summer	30-60%	Outdoor level + 700 ppm	9 ppm	50 ug/m³	1 ppm

Comments: _____

The assessed location(s) ( ) Does ( ) Does not meet established indoor air quality guidelines.

Signature: _____ Date: 11/30/01

NYC-WTC_000124523

NYC 9/11 Public Portal Document

ATC ASSOCIATES, INC.
INDOOR AIR QUALITY FIELD REPORT

LOCATION 99 Church st. DATE 11/30/01 PROJECT NO. _____

Location	Temperature (°F)	Relative Humidity (%)	Carbon Dioxide (ppm)	Carbon Monoxide (ppm)	Respirable Particulates(ug/m³)	TVOCs (ppm)
1st floor.						
Main Lobby	74.9	59.3	545	0	34	0.0
Corporate Info. center	73.7	58.6	522	0	35	0.0
Visitor's reception	74.6	61.2	547	0	25	0.0
NW open work areas	75.5	62.4	596	1	24	0.0
NW M-1	75.9	61.9	591	1	30	0.0
Hallway by church exit.	76.1	59.8	572	1	37	0.0
SW open work area	73.7	58.9	572	1	34	0.0
SW M-1	72.9	59.1	673	1	45	0.0
SE work areas	74.9	62.1	625	0	31	0.0
Guideline levels ASHRAE/AIHA	69 – 76°F/winter 73-78.5°F/summer	30-60%	Outdoor level + 700 ppm	9 ppm	50 ug/m³	1 ppm

Comments: _____

The assessed location(s) ( ) Does ( ) Does not meet established indoor air quality guidelines.

Signature: _____ Date: 11/30/01

NYC-WTC_000124524

NYC 9/11 Public Portal Document

ATC ASSOCIATES, INC.
INDOOR AIR QUALITY FIELD REPORT

LOCATION 99 Church St. DATE 11/30/01 PROJECT NO. _____

Location	Temperature (°F)	Relative Humidity (%)	Carbon Dioxide (ppm)	Carbon Monoxide (ppm)	Respirable Particulates(ug/m^3)	TVOCs (ppm)
B-1						
Public finance info. ctrs	75.6	55.3	615	0	36	0.0
Cafeteria	75.9	52.5	633	0	29	0.0
Elevator lobby	75.9	53.9	628	0	17	0.0
Photo ID Room	76.1	52.0	633	0	18	0.0
B-2						
Moody's Gym	71.3	48.0	590	1	40	0.0
Mail Room	73.0	53.1	563	0	31	0.0
Duplicating dept.	75.0	53.2	629	0	29	0.0
Outdoors	67.0	64.0	390	0	115	0.0
Guideline levels ASHRAE/AIHA	**69 – 76°F/winter 73-78.5°F/summer**	**30-60%**	**Outdoor level + 700 ppm**	**9 ppm**	**50 ug/m^3**	**1 ppm**

Comments: _____

The assessed location(s) ( ) Does ( ) Does not meet established indoor air quality guidelines.

Signature: _____ Date: _____

NYC-WTC_000124525

NYC 9/11 Public Portal Document

ATC ASSOCIATES, INC.
INDOOR AIR QUALITY FIELD REPORT

LOCATION 99 Church St. DATE 12/03/01 PROJECT NO. _____

Location	Temperature (°F)	Relative Humidity (%)	Carbon Dioxide (ppm)	Carbon Monoxide (ppm)	Respirable Particulates(ug/m³)	TVOCs (ppm)
Outdoors	56.6	54.4	375	1	105	0.0
11th floor						
Elevator lobby	70.4	48.7	624	2	15	0.0
SE corner	70.9	48.0	629	2	15	0.0
South center	71.1	47.8	634	2	12	0.0
SW corner	71.1	46.3	586	2	22	0.0
west center	71.0	45.3	570	2	21	0.0
NW corner	70.6	44.7	571	2	19	0.0
North center	71.2	44.3	576	2	17	0.0
NE corner	71.6	44.0	562	2	18	0.0
Guideline levels ASHRAE/AIHA	**69 – 76°F/winter 73-78.5°F/summer**	**30-60%**	**Outdoor level + 700 ppm**	**9 ppm**	**50 ug/m³**	**1 ppm**

Comments: _____

The assessed location(s) ( ) Does ( ) Does not meet established indoor air quality guidelines.

Signature: _____ Date: 12/03/01

NYC-WTC_000124526

NYC 9/11 Public Portal Document

ATC ASSOCIATES, INC.
INDOOR AIR QUALITY FIELD REPORT

LOCATION 99 church St. DATE 12/03/01 PROJECT NO. _____

Location	Temperature (°F)	Relative Humidity (%)	Carbon Dioxide (ppm)	Carbon Monoxide (ppm)	Respirable Particulates(ug/m³)	TVOCs (ppm)
10th Floor						
Elevator lobby	72.5	43.9	601	2	15	0.0
SE corner	72.3	43.3	650	2	14	0.0
South center	72.2	43.0	653	2	13	0.0
SW corner	72.2	42.7	660	2	15	0.0
West center	72.3	42.4	641	2	17	0.0
NW corner	72.4	42.0	620	2	16	0.0
North center	72.7	41.9	643	2	16	0.0
NE corner	72.6	41.6	644	2	16	0.0
Guideline levels ASHRAE/AIHA	**69 – 76°F/winter 73-78.5°F/summer**	**30-60%**	**Outdoor level + 700 ppm**	**9 ppm**	**50 ug/m³**	**1 ppm**

Comments: _____

The assessed location(s) ( ) Does ( ) Does not meet established indoor air quality guidelines.

Signature: _____ Date: 12/03/01

NYC-WTC_000124527

NYC 9/11 Public Portal Document

ATC ASSOCIATES, INC.
INDOOR AIR QUALITY FIELD REPORT

LOCATION 919 Church st. DATE 12/03/01 PROJECT NO. _____

Location	Temperature (°F)	Relative Humidity (%)	Carbon Dioxide (ppm)	Carbon Monoxide (ppm)	Respirable Particulates (ug/m³)	TVOCs (ppm)
9th flow						
Elevator lobby	72.9	41.2	644	2	12	0.0
SE corner	72.6	40.8	638	2	10	0.0
South center	72.6	40.5	630	2	9	0.0
SW corner	72.6	40.2	643	1	12	0.0
West center	72.7	40.2	631	1	12	0.0
NW corner	72.7	40.0	630	1	13	0.0
North center	72.6	40.2	641	1	13	0.0
NE corner	72.3	40.1	635	1	13	0.0
Guideline levels ASHRAE/AIHA	**69 – 76°F/winter 73-78.5°F/summer**	**30-60%**	**Outdoor level + 700 ppm**	**9 ppm**	**50 ug/m³**	**1 ppm**

Comments: _____

The assessed location(s) ( ) Does ( ) Does not meet established indoor air quality guidelines.

Signature: _____ Date: 12/03/01

ATC ASSOCIATES, INC.
INDOOR AIR QUALITY FIELD REPORT

LOCATION 99 Church St. DATE 12/03/01 PROJECT NO. _____

Location	Temperature (°F)	Relative Humidity (%)	Carbon Dioxide (ppm)	Carbon Monoxide (ppm)	Respirable Particulates (ug/m³)	TVOCs (ppm)
8th flow						
Elevator lobby	72.5	40.0	651	1	13	0.0
SE corner	73.0	39.9	650	1	11	0.0
South center	73.2	40.2	677	1	11	0.0
SW corner	73.8	40.5	676	1	12	0.0
West center	73.8	40.5	680	1	15	0.0
NW corner	73.6	40.3	690	1	11	0.0
North center	73.5	40.0	690	1	13	0.0
NE corner	73.4	39.7	664	1	14	0.0
Guideline levels ASHRAE/AIHA	**69 – 76°F/winter 73-78.5°F/summer**	**30-60%**	**Outdoor level + 700 ppm**	**9 ppm**	**50 ug/m³**	**1 ppm**

Comments: _____

The assessed location(s) ( ) Does ( ) Does not meet established indoor air quality guidelines.

Signature: _____ **Date:** 12/03/01

NYC 9/11 Public Portal Document

NYC-WTC_000124528

ATC ASSOCIATES, INC.
INDOOR AIR QUALITY FIELD REPORT

LOCATION 99 Church street DATE 12/03/01 PROJECT NO. _____

Location	Temperature (°F)	Relative Humidity (%)	Carbon Dioxide (ppm)	Carbon Monoxide (ppm)	Respirable Particulates(ug/m³)	TVOCs (ppm)
7TH flor						
Elevator lobby	73.9	39.5	660	1	10	0.0
SE corner	73.7	39.3	652	1	10	0.0
South center	74.0	38.9	632	1	11	0.0
SW corner	74.4	38.8	608	1	12	0.0
West center	74.5	38.7	616	1	12	0.0
NW corner	74.3	38.8	624	1	14	0.0
North center	74.1	38.4	632	1	15	0.0
NE corner	74.0	38.4	635	1	13	0.0
Guideline levels ASHRAE/AIHA	**69 – 76°F/winter 73-78.5°F/summer**	**30-60%**	**Outdoor level + 700 ppm**	**9 ppm**	**50 ug/m³**	**1 ppm**

Comments: _____

The assessed location(s) ( ) Does ( ) Does not meet established indoor air quality guidelines.

Signature: _____ Date: 12/3/01

NYC 9/11 Public Portal Document

NYC-WTC_000124529

ATC ASSOCIATES, INC.
INDOOR AIR QUALITY FIELD REPORT

LOCATION 99 Church street DATE 12/03/01 PROJECT NO. _____

Location	Temperature (°F)	Relative Humidity (%)	Carbon Dioxide (ppm)	Carbon Monoxide (ppm)	Respirable Particulates (ug/m³)	TVOCs (ppm)
6th flor						
Elevator lobby	74.1	38.3	661	1	11	0.0
SE corner	74.1	28.0	638	1	9	0.0
South center	74.7	38.0	640	1	10	0.0
SW corner	75.0	38.1	639	1	8	0.0
West center	74.8	37.9	636	1	13	0.0
NW corner	74.6	37.9	640	1	11	0.0
North center	74.6	38.0	638	1	11	0.0
NE corner	74.0	39.0	620	1	10	0.0
Guideline levels ASHRAE/AIHA	**69 – 76°F/winter 73-78.5°F/summer**	**30-60%**	**Outdoor level + 700 ppm**	**9 ppm**	**50 ug/m³**	**1 ppm**

Comments: _____

The assessed location(s) ( ) Does ( ) Does not meet established indoor air quality guidelines.

Signature: _____ **Date:** 12/03/01

NYC 9/11 Public Portal Document

NYC-WTC_000124530

ATC ASSOCIATES, INC.
INDOOR AIR QUALITY FIELD REPORT

LOCATION 99 Church Street DATE 12/3/01 PROJECT NO. _____

Location	Temperature (°F)	Relative Humidity (%)	Carbon Dioxide (ppm)	Carbon Monoxide (ppm)	Respirable Particulates (ug/m³)	TVOCs (ppm)
5TH floor						
Elevator lobby	74.3	37.3	651	1	11	0.0
SE corner	74.0	36.8	629	1	9	0.0
South center	73.9	36.7	618	1	9	0.0
SW corner	73.7	36.6	604	1	11	0.0
West center	73.5	36.5	590	1	13	0.0
NW corner	73.4	36.5	603	1	14	0.0
North center	73.1	36.4	610	1	13	0.0
NE corner	72.9	36.5	618	1	13	0.0
Outdoors	57.1	42.6	399	1	72	0.0
Guideline levels ASHRAE/AIHA	**69 – 76°F/winter 73-78.5°F/summer**	**30-60%**	**Outdoor level + 700 ppm**	**9 ppm**	**50 ug/m³**	**1 ppm**

Comments: _____

The assessed location(s) ( ) Does ( ) Does not meet established indoor air quality guidelines.

Signature: _____ Date: 12/03/01

NYC 9/11 Public Portal Document

NYC-WTC_000124531

ATC ASSOCIATES, INC.
INDOOR AIR QUALITY FIELD REPORT

LOCATION 99 Church St. DATE 12/7/01 PROJECT NO. _____

Location	Temperature (°F)	Relative Humidity (%)	Carbon Dioxide (ppm)	Carbon Monoxide (ppm)	Respirable Particulates (ug/m³)	TVOCs (ppm)
Outdoor	58.7	62.8	389	1	49	0.0
4th floor						
Elevator lobby	70.2	57.5	632	1	5	0.0
SE corner	70.0	56.5	622	1	4	0.0
South center	70.5	55.1	605	1	4	0.0
SW corner	70.9	54.1	605	1	5	0.0
West center	71.0	53.9	624	1	7	0.0
NW corner	71.1	53.4	622	1	7	0.0
North center	71.1	53.2	618	1	7	0.0
NE corner	71.0	53.0	606	1	7	0.0
Guideline levels ASHRAE/AIHA	**69 – 76°F/winter 73-78.5°F/summer**	**30-60%**	**Outdoor level + 700 ppm**	**9 ppm**	**50 ug/m³**	**1 ppm**

Comments: _____

The assessed location(s) ( ) Does ( ) Does not meet established indoor air quality guidelines.

Signature: _____ Date: 12/07/01

NYC 9/11 Public Portal Document

NYC-WTC_000124532

ATC ASSOCIATES, INC.
INDOOR AIR QUALITY FIELD REPORT

LOCATION 99 Church DATE 12/7/01 PROJECT NO. _____

Location	Temperature (°F)	Relative Humidity (%)	Carbon Dioxide (ppm)	Carbon Monoxide (ppm)	Respirable Particulates(ug/m³)	TVOCs (ppm)
3rd floor						
Elevator lobby	70.8	51.3	617	2	6	0.0
SE corner	70.8	50.3	571	2	4	0.0
South center	71.0	49.8	573	2	4	0.0
SW corner	71.0	49.6	566	2	5	0.0
West center	70.8	49.3	560	2	6	0.0
NW corner	70.9	49.0	553	2	6	0.0
North center	71.2	48.0	532	2	6	0.0
NE corner	71.1	48.9	653	2	7	0.0
Guideline levels ASHRAE/AIHA	**69 – 76°F/winter 73-78.5°F/summer**	**30-60%**	**Outdoor level + 700 ppm**	**9 ppm**	**50 ug/m³**	**1 ppm**

Comments: _____

The assessed location(s) ( ) Does ( ) Does not meet established indoor air quality guidelines.

Signature: _____ Date: 12/07/01

NYC 9/11 Public Portal Document

NYC-WTC_000124533

ATC ASSOCIATES, INC.
INDOOR AIR QUALITY FIELD REPORT

LOCATION 79 Church Street DATE 12/7/01 PROJECT NO. _____

Location	Temperature (°F)	Relative Humidity (%)	Carbon Dioxide (ppm)	Carbon Monoxide (ppm)	Respirable Particulates (ug/m³)	TVOCs (ppm)
2nd floor						
Elevator lobby	72.5	43.8	601	1	9	0.0
SE corner	72.2	43.0	583	0	8	0.0
South center	72.4	43.1	587	1	8	0.0
SW corner	72.5	42.9	579	1	7	0.0
West center	72.3	43.0	585	1	7	0.0
NW corner	72.4	43.0	581	1	7	0.0
North center	72.4	43.0	587	1	7	0.0
NE corner	72.4	43.0	589	1	7	0.0
Guideline levels ASHRAE/AIHA	**69 – 76°F/winter 73-78.5°F/summer**	**30-60%**	**Outdoor level + 700 ppm**	**9 ppm**	**50 ug/m³**	**1 ppm**

Comments: _____

The assessed location(s) ( ) Does ( ) Does not meet established indoor air quality guidelines.

Signature: _____ **Date:** 12/7/01

NYC 9/11 Public Portal Document

NYC-WTC_000124534

ATC ASSOCIATES, INC.
INDOOR AIR QUALITY FIELD REPORT

LOCATION 99 Church Street DATE 12/7/01 PROJECT NO. _____

Location	Temperature (°F)	Relative Humidity (%)	Carbon Dioxide (ppm)	Carbon Monoxide (ppm)	Respirable Particulates (ug/m³)	TVOCs (ppm)
1st floor						
Main lobby	73.5	42.1	471	1	34	0.0
Corporate Info. Center	73.1	42.5	495	1	23	0.0
Visitor Information	74.0	42.5	524	1	14	0.0
NW work area	75.0	42.9	557	1	14	0.0
M-1	75.1	42.6	620	1	14	0.0
Hallway by church exit	75.2	41.2	539	1	27	0.0
SW work area	74.1	40.7	555	1	30	0.0
M-1	74.3	40.2	578	1	30	0.0
SE work area	74.3	41.8	590	1	30	0.0
Guideline levels ASHRAE/AIHA	**69 – 76°F/winter 73-78.5°F/summer**	**30-60%**	**Outdoor level + 700 ppm**	**9 ppm**	**50 ug/m³**	**1 ppm**

Comments: _____

The assessed location(s) ( ) Does ( ) Does not meet established indoor air quality guidelines.

Signature: _____ Date: 12/7/01

NYC 9/11 Public Portal Document

NYC-WTC_000124535

ATC ASSOCIATES, INC.
INDOOR AIR QUALITY FIELD REPORT

LOCATION 99 Church street DATE 12/7/01 PROJECT NO. _____

Location	Temperature (°F)	Relative Humidity (%)	Carbon Dioxide (ppm)	Carbon Monoxide (ppm)	Respirable Particulates (ug/m³)	TVOCs (ppm)
B-1						
Cafeteria	75.8	40.2	527	1	31	0.0
Public finance Info	75.7	39.9	535	1	33	0.0
Elevator lobby	75.7	39.4	516	1	40	0.0 Building Circulation
B-2						
Moody's gym	72.2	38.7	600	1	10	0.0
Duplicating fac.	76.1	39.5	576	1	23	0.0
Mail room	73.0	38.9	511	1	20	0.0
Read Elevator lobby	76.1	39.4	560	1	19	0.0
Outdoors	57.1	62.0	390	1	42	0.0
Guideline levels ASHRAE/AIHA	69 – 76°F/winter 73-78.5°F/summer	30-60%	Outdoor level + 700 ppm	9 ppm	50 ug/m³	1 ppm

Comments: _____

The assessed location(s) ( ) Does ( ) Does not meet established indoor air quality guidelines.

Signature: _____ Date: 12/7/01

NYC 9/11 Public Portal Document

NYC-WTC_000124536

NYC 9/11 Public Portal Document

ATC ASSOCIATES INC.
ENVIRONMENTAL, GEOTECHNICAL AND MATERIAL PROFESSIONALS
104 East 25th Street • Tenth Floor
New York, NY 10010-2917
Phone (212) 353-8280 • FAX (212) 979-8447

LETTER OF TRANSMITTAL

To: Mr. Michael Hurle
Moody's – Owners Representative.
99 Church Street
New York, New York 10007
Att:

From: Benjamin M. Sallemi
Sr. Project Manager
Date: 12/27/01
Re: IAQ Various Data
Job No: 15.71108.0017
Copy: File

We are sending you
X Attached ___ Under separate cover via _____ the following items:
___ Change order ___ Plans ___ Samples ___ Shop drawings ___ Specifications
___ Copy of letter ___ Prints X Other As noted

Copies	Date	Job No.	Description
1 Set			99 Church St. – IAQ Data dated 12/14/01.
1 Set			99 Church St. – IAQ Data dated 12/21/01.

These are transmitted as checked below:
___ Approved as submitted ___ For bids use ___ Return ___ corrected prints
___ Approved as noted X For your use ___ Resubmit ___ copies for approval
X As requested ___ Return for corrections ___ Submit ___ copies for distribution
___ For review and comment ___ Other

Remarks: If you have questions or comments, please contact me at (212) 353-8280, ext. 295
If you like, let's try to schedule a telephone call to discuss interpretations.

Signed: Benjamin M. Sallemi

If enclosed are not as noted, kindly notify ATC at once (212) 353-8280.

NYC 9/11 Public Portal Document

ATC ASSOCIATES INC.
ENVIRONMENTAL, GEOTECHNICAL AND MATERIAL PROFESSIONALS
104 East 25th Street • Tenth Floor
New York, NY 10010-2917
Phone (212) 353-8280 • FAX (212) 979-8447

LETTER OF TRANSMITTAL

To: Mr. Walter Symanski
Cushman & Wakefield
99 Church Street
New York, New York 10007
Att:

From: Benjamin M. Sallemi
Sr. Project Manager
Date: 12/27/01
Re: IAQ Various Data
Job No: 15.71108.0017
Copy: File

We are sending you
___ Change order ___ Copy of letter
X Attached ___ Plans ___ Prints
___ Under separate cover via _____ the following items:
___ Samples ___ Shop drawings ___ Specifications
X Other As noted

Copies	Date	Job No.	Description
1 Set			IAQ Data dated 12/14/01.
1 Set			IAQ Data dated 12/21/01.

These are transmitted as checked below:
___ Approved as submitted
___ Approved as noted
X As requested
___ For review and comment
___ For bids use
X For your use
___ Return for corrections
___ Other
___ Return
___ Resubmit
___ Submit
___ corrected prints
___ copies for approval
___ copies for distribution

Remarks: If you have questions or comments, please contact me at (212) 353-8280, ext. 295
If you like, let's try to schedule a telephone call to discuss interpretations.

Signed: Benjamin M. Sallemi

If enclosed are not as noted, kindly notify ATC at once (212) 353-8280.

ATC ASSOCIATES, INC.
INDOOR AIR QUALITY FIELD REPORT

LOCATION 99 Church Street DATE 12/14/01 PROJECT NO. _____

Location	Temperature (°F)	Relative Humidity (%)	Carbon Dioxide (ppm)	Carbon Monoxide (ppm)	Respirable Particulates(ug/m³)	TVOCs (ppm)
Outdoors	58.9	81.3	400	2	85	0.0
11th fl. Elevator lobby	70.6	65.4	694	1	15	0.0
SE corner	70.7	64.2	651	2	10	0.0
South center	70.7	63.2	603	1	10	0.0
SW corner	70.4	62.8	584	2	13	0.0
West center	70.3	62.4	573	1	9	0.0
NW corner	70.0	61.5	558	2	14	0.0
North center	70.1	60.8	572	2	13	0.0
NE corner	70.8	59.8	559	2	13	0.0
Guideline levels ASHRAE/AIHA	**69 – 76°F/winter 73-78.5°F/summer**	**30-60%**	**Outdoor level + 700 ppm**	**9 ppm**	**50 ug/m³**	**1 ppm**

Comments: _____

The assessed location(s) ( ) Does ( ) Does not meet established indoor air quality guidelines.

Signature: _____ Date: 12/14/0

NYC 9/11 Public Portal Document

NYC-WTC_000124539

ATC ASSOCIATES, INC.
INDOOR AIR QUALITY FIELD REPORT

LOCATION 99 Church Street DATE 12/14/01 PROJECT NO. _____

Location	Temperature (°F)	Relative Humidity (%)	Carbon Dioxide (ppm)	Carbon Monoxide (ppm)	Respirable Particulates (ug/m³)	TVOCs (ppm)
18th fl.						
Elevator lobby	71.6	59.5	658	2	26	0.0
SE corner	71.6	59.2	660	2	7	0.0
South center	71.9	58.5	611	2	13	0.0
SW corner	71.9	58.3	592	1	14	0.0
West center	71.8	58.1	551	1	10	0.0
NW corner	71.9	57.9	536	1	12	0.0
North center	72.0	57.7	528	1	14	0.0
NE corner	72.5	57.7	522	1	12	0.0
Guideline levels ASHRAE/AIHA	**69 – 76°F/winter 73-78.5°F/summer**	**30-60%**	**Outdoor level + 700 ppm**	**9 ppm**	**50 ug/m³**	**1 ppm**

Comments: _____

The assessed location(s) ( ) Does ( ) Does not meet established indoor air quality guidelines.

Signature: _____ Date: 12/14/01

NYC 9/11 Public Portal Document

NYC-WTC_000124540

ATC ASSOCIATES, INC.
INDOOR AIR QUALITY FIELD REPORT

LOCATION 99 Church street DATE 12/14/01 PROJECT NO. _____

Location	Temperature (°F)	Relative Humidity (%)	Carbon Dioxide (ppm)	Carbon Monoxide (ppm)	Respirable Particulates(ug/m³)	TVOCs (ppm)
9th floor						
Elevator lobby	72.5	56.4	653	1	9	0.0
SE corner	72.4	55.5	603	1	7	0.0
South center	72.3	55.0	590	1	6	0.0
SW corner	72.4	54.8	547	1	8	0.0
West center	72.2	54.7	555	1	15	0.0
NW corner	72.3	55.2	562	1	13	0.0
North center	72.5	55.3	554	1	13	0.0
NE corner	72.8	55.2	565	1	25	0.0
Guideline levels ASHRAE/AIHA	**69 – 76°F/winter 73-78.5°F/summer**	**30-60%**	**Outdoor level + 700 ppm**	**9 ppm**	**50 ug/m³**	**1 ppm**

Comments: _____

The assessed location(s) ( ) Does ( ) Does not meet established indoor air quality guidelines.

Signature: _____ **Date:** 12/14/01

NYC 9/11 Public Portal Document

NYC-WTC_000124541

ATC ASSOCIATES, INC.
INDOOR AIR QUALITY FIELD REPORT

LOCATION 99 Church street DATE 12/14/01 PROJECT NO. _____

Location	Temperature (°F)	Relative Humidity (%)	Carbon Dioxide (ppm)	Carbon Monoxide (ppm)	Respirable Particulates(ug/m³)	TVOCs (ppm)
8th floor						
Elevator lobby	73.2	54.8	652	1	21	0.0
SE corner	73.1	54.7	616	1	23	0.0
South center	73.2	54.1	591	1	16	0.0
SW corner	73.2	53.8	563	1	9	0.0
West center	73.2	53.4	580	1	24	0.0
NW corner	72.9	53.1	580	1	12	0.0
North center	73.0	53.2	575	1	21	0.0
NE corner	73.2	53.3	569	1	15	0.0
Guideline levels ASHRAE/AIHA	**69 – 76°F/winter 73-78.5°F/summer**	**30-60%**	**Outdoor level + 700 ppm**	**9 ppm**	**50 ug/m³**	**1 ppm**

Comments: _____

The assessed location(s) ( ) Does ( ) Does not meet established indoor air quality guidelines.

Signature: _____ **Date:** 12/14/01

NYC 9/11 Public Portal Document

NYC-WTC_000124542

ATC ASSOCIATES, INC.
INDOOR AIR QUALITY FIELD REPORT

LOCATION 99 Church street DATE 12/14/01 PROJECT NO. _____

Location	Temperature (°F)	Relative Humidity (%)	Carbon Dioxide (ppm)	Carbon Monoxide (ppm)	Respirable Particulates(ug/m³)	TVOCs (ppm)
7th floor						
Elevator lobby	73.6	54.1	653	1	9	0.0
SE corner	73.3	53.9	710	1	11	0.0
South center	73.2	53.8	664	1	6	0.0
SW corner	73.1	53.2	706	1	11	0.0
West center	72.9	53.0	615	1	10	0.0
NW corner	72.9	53.3	565	1	9	0.0
North center	72.8	53.2	544	1	10	0.0
NE corner	72.9	53.1	532	1	9	0.0
Guideline levels ASHRAE/AIHA	**69 – 76°F/winter 73-78.5°F/summer**	**30-60%**	**Outdoor level + 700 ppm**	**9 ppm**	**50 ug/m³**	**1 ppm**

Comments: _____

The assessed location(s) ( ) Does ( ) Does not meet established indoor air quality guidelines.

Signature: _____ Date: 12/14/01

NYC 9/11 Public Portal Document

NYC-WTC_000124543

NYC-WTC_000124544

NYC 9/11 Public Portal Document

ATC ASSOCIATES, INC.
INDOOR AIR QUALITY FIELD REPORT

LOCATION 99 Church Street DATE 12/14/01 PROJECT NO. _____

Location	Temperature (°F)	Relative Humidity (%)	Carbon Dioxide (ppm)	Carbon Monoxide (ppm)	Respirable Particulates(ug/m³)	TVOCs (ppm)
6th floor						
Elevator lobby	73.3	53.4	640	1	35	0.0
SE corner	73.4	52.7	633	1	15	0.0
South center	73.5	52.3	610	1	8	0.0
SW corner	73.8	52.1	571	1	7	0.0
West center	73.9	52.1	555	1	10	0.0
NW corner	73.7	52.0	542	1	6	0.0
North center	73.7	51.8	537	1	29	0.0
NE corner	73.6	51.7	559	1	9	0.0
Guideline levels ASHRAE/AIHA	**69 – 76°F/winter 73-78.5°F/summer**	**30-60%**	**Outdoor level + 700 ppm**	**9 ppm**	**50 ug/m³**	**1 ppm**

Comments: _____

The assessed location(s) ( ) Does ( ) Does not meet established indoor air quality guidelines.

Signature: _____ Date: 12/14/01

NYC-WTC_000124545

NYC 9/11 Public Portal Document

ATC ASSOCIATES, INC.
INDOOR AIR QUALITY FIELD REPORT

LOCATION 99 Church Street DATE 12/14/01 PROJECT NO. _____

Location	Temperature (°F)	Relative Humidity (%)	Carbon Dioxide (ppm)	Carbon Monoxide (ppm)	Respirable Particulates (ug/m³)	TVOCs (ppm)
5th floor						
Elevator lobby	73.7	52.2	695	1	10	0.0
SE corner	73.6	51.9	606	1	8	0.0
South center	73.5	51.6	563	1	5	0.0
SW corner	73.4	51.6	544	1	9	0.0
West center	73.3	51.7	526	1	9	0.0
NW corner	73.2	51.6	512	1	10	0.0
North center	73.1	51.7	499	1	12	0.0
NE corner	72.8	51.8	494	1	12	0.0
Guideline levels ASHRAE/AIHA	**69 – 76°F/winter 73-78.5°F/summer**	**30-60%**	**Outdoor level + 700 ppm**	**9 ppm**	**50 ug/m³**	**1 ppm**

Comments: _____

The assessed location(s) ( ) Does ( ) Does not meet established indoor air quality guidelines.

Signature: _____ Date: 12/14/01

NYC-WTC_000124546

NYC 9/11 Public Portal Document

ATC ASSOCIATES, INC.
INDOOR AIR QUALITY FIELD REPORT

LOCATION 99 Church street DATE 12/14/01 PROJECT NO. _____

Location	Temperature (°F)	Relative Humidity (%)	Carbon Dioxide (ppm)	Carbon Monoxide (ppm)	Respirable Particulates (ug/m³)	TVOCs (ppm)
4th floor						
Elevator lobby	73.5	52.6	597	1	25	0.0
SE corner	73.7	52.5	589	1	11	0.0
South center	73.6	52.6	593	1	14	0.0
SW corner	73.3	52.3	593	1	12	0.0
West center	73.1	52.2	585	1	16	0.0
NW corner	73.0	51.9	579	1	10	0.0
North center	73.0	51.7	587	1	14	0.0
NE corner	73.1	51.6	591	1	18	0.0
Guideline levels ASHRAE/AIHA	**69 – 76°F/winter 73-78.5°F/summer**	**30-60%**	**Outdoor level + 700 ppm**	**9 ppm**	**50 ug/m³**	**1 ppm**

Comments: _____

The assessed location(s) ( ) Does ( ) Does not meet established indoor air quality guidelines.

Signature: _____ **Date:** 12/14/01

NYC-WTC_000124547

NYC 9/11 Public Portal Document

ATC ASSOCIATES, INC.
INDOOR AIR QUALITY FIELD REPORT

LOCATION 99 Church Street DATE 12/19/01 PROJECT NO. _____

Location	Temperature (°F)	Relative Humidity (%)	Carbon Dioxide (ppm)	Carbon Monoxide (ppm)	Respirable Particulates (ug/m³)	TVOCs (ppm)
3rd floor						
Elevator lobby	73.8	52.8	690	1	7	0.0
SE corner	73.8	52.8	715	1	12	0.0
South center	73.7	52.0	606	1	16	0.0
SW corner	73.7	51.9	567	1	9	0.0
West center	73.5	51.9	539	1	10	0.0
NW corner	73.2	51.8	525	1	10	0.0
North center	73.3	51.8	530	1	5	0.0
NE corner	73.5	51.6	551	1	8	0.0
Guideline levels ASHRAE/AIHA	**69 – 76°F/winter 73-78.5°F/summer**	**30-60%**	**Outdoor level + 700 ppm**	**9 ppm**	**50 ug/m³**	**1 ppm**

Comments: _____

The assessed location(s) ( ) Does ( ) Does not meet established indoor air quality guidelines.

Signature: _____ **Date:** 12/14/01

NYC-WTC_000124548

NYC 9/11 Public Portal Document

ATC ASSOCIATES, INC.
INDOOR AIR QUALITY FIELD REPORT

LOCATION 99 Church street DATE 12/14/01 PROJECT NO. _____

Location	Temperature (°F)	Relative Humidity (%)	Carbon Dioxide (ppm)	Carbon Monoxide (ppm)	Respirable Particulates (ug/m³)	TVOCs (ppm)
2nd flor						
Elevator lobby	73.7	52.7	566	0	21	0.0
SE corner	73.5	52.3	551	0	9	0.0
South center	73.3	52.0	518	0	8	0.0
SW corner	73.3	51.8	512	0	8	0.0
West center	73.4	51.7	506	0	13	0.0
NW corner	73.4	51.9	506	0	11	0.0
North center	73.7	52.3	507	0	18	0.0
NE corner	73.9	52.6	519	0	11	0.0
Guideline levels ASHRAE/AIHA	**69 – 76°F/winter 73-78.5°F/summer**	**30-60%**	**Outdoor level + 700 ppm**	**9 ppm**	**50 ug/m³**	**1 ppm**

Comments: _____

The assessed location(s) ( ) Does ( ) Does not meet established indoor air quality guidelines.

Signature: _____ **Date:** 12/14/01

NYC-WTC_000124549

NYC 9/11 Public Portal Document

ATC ASSOCIATES, INC.
INDOOR AIR QUALITY FIELD REPORT

LOCATION 99 Church street DATE 12/14/01 PROJECT NO. _____

Location	Temperature (°F)	Relative Humidity (%)	Carbon Dioxide (ppm)	Carbon Monoxide (ppm)	Respirable Particulates(ug/m^3)	TVOCs (ppm)
1st floor						
Main lobby	73.2	54.3	478	0	33	0.0
Corporate Info. center	73.2	53.5	480	0	27	0.0
Visitor reception	76.8	51.4	540	0	20	0.0
NW work areas	75.2	54.7	520	0	14	0.0
Hallway by church exit	73.2	53.3	520	0	35	0.0
SW work areas	74.3	53.1	508	1	24	0.0
M-1 (NW)	76.4	54.2	544	0	19	0.0
M-1 (SW)	74.0	52.4	510	1	21	0.0
SE work areas	76.2	52.7	535	0	29	0.0
Guideline levels ASHRAE/AIHA	**69 – 76°F/winter 73-78.5°F/summer**	**30-60%**	**Outdoor level + 700 ppm**	**9 ppm**	**50 ug/m^3**	**1 ppm**

Comments: _____

The assessed location(s) ( ) Does ( ) Does not meet established indoor air quality guidelines.

Signature: _____ Date: 12/14/01

NYC-WTC_000124550

NYC 9/11 Public Portal Document

TIME

ATC ASSOCIATES, INC.
INDOOR AIR QUALITY FIELD REPORT

LOCATION 99 Church Street DATE 12/14/01 PROJECT NO. [redacted]

Location	Occup.	Temperature (°F)	Relative Humidity (%)	Carbon Dioxide (ppm)	Carbon Monoxide (ppm)	Respirable Particulates(ug/m³)	TVOCs (ppm)
B-1							
Elevator lobby		75.6	53.4	616	0	45	0.0
Cafeteria		76.1	52.3	549	0	46	0.0
Public finance (work areas) info. center		76.4	52.3	512	0	43	0.0
B-2							
Moody's gym		72.0	45.8	793	0	12	0.0
Duplicating dept.		79.3	53.2	534	0	41	0.0
Mail Room		75.1	53.7	499	0	31	0.0
Outdoors		59.0	74.7	401	0	69	0.0
Guideline levels ASHRAE/AIHA		68 -75°F/winter 73 -79°F/summer	30-60%	Outdoor level + 700 ppm	9 ppm	50 ug/m³	1 ppm

Comments: _____

The assessed location(s) ( ) Does ( ) Does not meet established indoor air quality guidelines.

Signature: [signature] Date: 12/14/01

NYC-WTC_000124551

NYC 9/11 Public Portal Document

TIME

ATC ASSOCIATES, INC.
INDOOR AIR QUALITY FIELD REPORT

LOCATION 99 Church Street DATE 12/20/01 PROJECT NO. 3 ,

Location	Occup.	Temperature (°F)	Relative Humidity (%)	Carbon Dioxide (ppm)	Carbon Monoxide (ppm)	Respirable Particulates(ug/m³)	TVOCs (ppm)
Outdoors		41.8	29.0	365	0	17	0.0
7th 17A Elevator lobby		69.7	29.1	500	0	2	0.0
SE corner		68.7	28.1	503	0	2	0.0
South center		69.0	27.0	493	0	3	0.0
SW corner		69.0	26.4	476	0	4	0.0
West center		68.7	25.8	478	0	5	0.0
NW corner		69.2	26.2	449	0	3	0.0
North center		70.1	27.0	491	0	2	0.0
NE corner		70.3	28.2	499	0	2	0.0
Guideline levels ASHRAE/AIHA		68 -75°F/winter 73 -79°F/summer	30-60%	Outdoor level + 700 ppm	9 ppm	50 ug/m³	1 ppm

Comments:

The assessed location(s) ( ) Does ( ) Does not meet established indoor air quality guidelines.

Signature: Date: 12/21/01

NYC-WTC_000124552

NYC 9/11 Public Portal Document

TIME

ATC ASSOCIATES, INC.
INDOOR AIR QUALITY FIELD REPORT

LOCATION 99 Church Street DATE 12/21/01 PROJECT NO. ,

Location	Occup.	Temperature (°F)	Relative Humidity (%)	Carbon Dioxide (ppm)	Carbon Monoxide (ppm)	Respirable Particulates(ug/m³)	TVOCs (ppm)
10th floor							
Elevator lobby		71.2	25.1	568	0	3	0.0
SE corner		71.1	24.1	550	0	3	0.0
South center		71.1	23.9	518	0	2	0.0
SW corner		71.1	24.0	529	0	2	0.0
West center		71.1	23.5	548	0	3	0.0
NW corner		71.5	23.3	507	0	4	0.0
North center		71.9	23.3	514	0	3	0.0
NE corner		71.8	23.1	513	0	2	0.0
Guideline levels ASHRAE/AIHA		68 -75°F/winter 73 -79°F/summer	30-60%	Outdoor level + 700 ppm	9 ppm	50 ug/m³	1 ppm

Comments: _____

The assessed location(s) ( ) Does ( ) Does not meet established indoor air quality guidelines.

Signature: _____ Date: 12/21/01

NYC-WTC_000124553

NYC 9/11 Public Portal Document

ATC ASSOCIATES, INC.
INDOOR AIR QUALITY FIELD REPORT

TIME

LOCATION 99 Church Street DATE 12/21/01 PROJECT NO. 5 ,

Location	Occup.	Temperature (°F)	Relative Humidity (%)	Carbon Dioxide (ppm)	Carbon Monoxide (ppm)	Respirable Particulates(ug/m³)	TVOCs (ppm)
9TH Floor							
Elevator lobby		71.6	22.7	600	0	3	0.0
SE corner		71.8	21.8	533	0	4	0.0
South center		71.7	21.4	499	0	3	0.0
SW corner		71.7	21.1	486	0	3	0.0
West center		71.3	20.9	515	0	4	0.0
NW corner		71.2	21.1	447	0	2	0.0
North center		71.3	20.9	459	0	2	0.0
NE corner		71.6	20.8	498	0	1	0.0
Guideline levels ASHRAE/AIHA		68 -75°F/winter 73 -79°F/summer	30-60%	Outdoor level + 700 ppm	9 ppm	50 ug/m³	1 ppm

Comments:

The assessed location(s) ( ) Does ( ) Does not meet established indoor air quality guidelines.

Signature: Date: 12/21/01

NYC-WTC_000124554

NYC 9/11 Public Portal Document

TIME

ATC ASSOCIATES, INC.
INDOOR AIR QUALITY FIELD REPORT

LOCATION 99 Church Street DATE 12/21/01 PROJECT NO. ⇒ ,

Location	Occup.	Temperature (°F)	Relative Humidity (%)	Carbon Dioxide (ppm)	Carbon Monoxide (ppm)	Respirable Particulates(ug/m³)	TVOCs (ppm)
8TH Floor							
Elevator lobby		72.4	20.8	527	0	2	0.0
SE corner		73.0	21.0	493	0	1	0.0
South center		72.8	21.2	579	0	2	0.0
SW corner		72.6	21.1	522	0	2	0.0
West center		72.1	20.4	509	0	1	0.0
NW corner		72.2	20.6	544	0	1	0.0
North center		72.2	20.6	539	0	2	0.0
NE corner		72.3	20.8	534	0	2	0.0
Guideline levels ASHRAE/AIHA		68 -75°F/winter 73 -79°F/summer	30-60%	Outdoor level + 700 ppm	9 ppm	50 ug/m³	1 ppm

Comments: _____

The assessed location(s) ( ) Does ( ) Does not meet established indoor air quality guidelines.

Signature: _____ Date: 12/21/01

NYC-WTC_000124555

NYC 9/11 Public Portal Document

ATC ASSOCIATES, INC.
INDOOR AIR QUALITY FIELD REPORT

TIME

LOCATION 99 Church Street DATE 12/21/01 PROJECT NO. 5

Location	Occup.	Temperature (°F)	Relative Humidity (%)	Carbon Dioxide (ppm)	Carbon Monoxide (ppm)	Respirable Particulates(ug/m³)	TVOCs (ppm)
7th Elevator Lobby		72.9	20.1	588	0	1	0.0
SE corner		72.6	19.3	559	0	2	0.0
South center		72.3	18.6	503	0	2	0.0
SW corner		72.3	18.8	479	0	1	0.0
West center		72.2	19.0	529	0	2	0.0
NW corner		72.4	18.8	517	0	2	0.0
North center		72.3	18.8	509	0	1	0.0
NE corner		72.5	18.8	508	0	2	0.0
Guideline levels ASHRAE/AIHA		68 -75°F/winter 73 -79°F/summer	30-60%	Outdoor level + 700 ppm	9 ppm	50 ug/m³	1 ppm

Comments:

The assessed location(s) ( ) Does ( ) Does not meet established indoor air quality guidelines.

Signature: Date: 12/21/01

NYC-WTC_000124556

NYC 9/11 Public Portal Document

TIME

ATC ASSOCIATES, INC.
INDOOR AIR QUALITY FIELD REPORT

LOCATION 99 Church Street DATE 12/21/01 PROJECT NO. ⇒ ,

Location	Occup.	Temperature (°F)	Relative Humidity (%)	Carbon Dioxide (ppm)	Carbon Monoxide (ppm)	Respirable Particulates(ug/m³)	TVOCs (ppm)
6th floor							
Elevator lobby		72.6	18.8	483	0	1	0.0
SE corner		72.9	19.2	519	0	1	0.0
South center		73.0	19.3	497	0	3	0.0
SW corner		73.5	19.3	480	0	1	0.0
West center		73.9	19.5	499	0	1	0.0
NW corner		73.6	19.5	493	0	2	0.0
North center		73.5	19.6	555	0	2	0.0
NE corner		73.0	19.5	556	0	2	0.0
Guideline levels ASHRAE/AIHA		68 -75°F/winter 73 -79°F/summer	30-60%	Outdoor level + 700 ppm	9 ppm	50 ug/m³	1 ppm

Comments:

The assessed location(s) ( ) Does ( ) Does not meet established indoor air quality guidelines.

Signature: Date: 12/21/01

NYC-WTC_000124557

NYC 9/11 Public Portal Document

TIME

ATC ASSOCIATES, INC.
INDOOR AIR QUALITY FIELD REPORT

LOCATION 99 Church Street DATE 12/21/01 PROJECT NO. 5 ,

Location	Occup.	Temperature (°F)	Relative Humidity (%)	Carbon Dioxide (ppm)	Carbon Monoxide (ppm)	Respirable Particulates(ug/m³)	TVOCs (ppm)
5th Floor							
Elevator lobby		73.8	19.6	509	0	1	0.0
SE corner		73.7	19.3	550	0	2	0.0
South center		73.3	19.4	600	0	1	0.0
SW corner		72.9	18.8	515	0	4	0.0
West center		72.8	18.5	476	0	1	0.0
NW corner		72.3	18.4	445	0	1	0.0
North center		72.0	18.2	474	0	1	0.0
NE corner		72.1	18.2	471	0	2	0.0
Guideline levels ASHRAE/AIHA		68 -75°F/winter 73 -79°F/summer	30-60%	Outdoor level + 700 ppm	9 ppm	50 ug/m³	1 ppm

Comments:

The assessed location(s) ( ) Does ( ) Does not meet established indoor air quality guidelines.

Signature: Date: 12/21/01

NYC-WTC_000124558

NYC 9/11 Public Portal Document

TIME

ATC ASSOCIATES, INC.
INDOOR AIR QUALITY FIELD REPORT

LOCATION 99 Church Street DATE 12/21/01 PROJECT NO. _____

Location	Occup.	Temperature (°F)	Relative Humidity (%)	Carbon Dioxide (ppm)	Carbon Monoxide (ppm)	Respirable Particulates(ug/m³)	TVOCs (ppm)
4th floor							
Elevator Lobby		73.2	19.2	527	0	2	0.0
SE corner		73.0	19.9	553	0	1	0.0
South center		72.8	19.8	537	0	1	0.0
SW corner		72.7	18.7	527	0	1	0.0
West center		72.8	19.9	508	0	1	0.0
NW corner		72.9	18.9	529	0	1	0.0
North center		73.1	19.1	537	0	2	0.0
NE corner		73.3	19.4	575	0	1	0.0
Guideline levels ASHRAE/AIHA		68 -75°F/winter 73 -79°F/summer	30-60%	Outdoor level + 700 ppm	9 ppm	50 ug/m³	1 ppm

Comments: _____

The assessed location(s) ( ) Does ( ) Does not meet established indoor air quality guidelines.

Signature: _____ Date: 12/21/01

NYC-WTC_000124559

NYC 9/11 Public Portal Document

TIME

ATC ASSOCIATES, INC.
INDOOR AIR QUALITY FIELD REPORT

LOCATION 99 Church Street DATE 12/21/01 PROJECT NO. 2 .

Location	Occup.	Temperature (°F)	Relative Humidity (%)	Carbon Dioxide (ppm)	Carbon Monoxide (ppm)	Respirable Particulates(ug/m³)	TVOCs (ppm)
3rd Floor							
Elevator lobby		73.1	19.0	550	0	2	0.0
SE corner		73.1	18.7	514	0	3	0.0
South center		73.1	18.6	535	0	2	0.0
SW corner		73.1	18.5	577	0	2	0.0
West center		73.2	18.5	702	0	2	0.0
NW corner		73.0	18.5	511	0	3	0.0
North center		73.2	18.5	510	0	4	0.0
NE corner		73.3	18.7	510	0	3	0.0
Guideline levels ASHRAE/AIHA		68 -75°F/winter 73 -79°F/summer	30-60%	Outdoor level + 700 ppm	9 ppm	50 ug/m³	1 ppm

Comments: _____

The assessed location(s) ( ) Does ( ) Does not meet established indoor air quality guidelines.

Signature: _____ Date: 12/21/01

NYC-WTC_000124560

NYC 9/11 Public Portal Document

ATC ASSOCIATES, INC.
INDOOR AIR QUALITY FIELD REPORT

TIME

LOCATION 99 Church Street DATE 12/21/01 PROJECT NO. 2

Location	Occup.	Temperature (°F)	Relative Humidity (%)	Carbon Dioxide (ppm)	Carbon Monoxide (ppm)	Respirable Particulates(ug/m³)	TVOCs (ppm)
2nd Flor							
Elevator lobby		73.4	18.4	519	0	4	0.0
SE corner		73.3	18.2	534	0	3	0.0
South center		73.1	18.1	505	0	3	0.0
SW corner		73.0	18.0	470	0	2	0.0
West center		72.9	18.2	511	0	4	0.0
NW corner		73.0	18.3	484	0	4	0.0
North center		73.0	18.0	451	0	5	0.0
NE corner		73.1	17.8	487	0	4	0.0
Guideline levels ASHRAE/AIHA		68 -75°F/winter 73 -79°F/summer	30-60%	Outdoor level + 700 ppm	9 ppm	50 ug/m³	1 ppm

Comments:

The assessed location(s) ( ) Does ( ) Does not meet established indoor air quality guidelines.

Signature: Date: 12/21/01

NYC-WTC_000124561

NYC 9/11 Public Portal Document

TIME

ATC ASSOCIATES, INC.
INDOOR AIR QUALITY FIELD REPORT

LOCATION 99 Church street DATE 12/21/01 PROJECT NO. _____

Location	Occup.	Temperature (°F)	Relative Humidity (%)	Carbon Dioxide (ppm)	Carbon Monoxide (ppm)	Respirable Particulates(ug/m³)	TVOCs (ppm)
1st floor							
Main lobby		73.1	18.0	436	0	11	0.0
Visitor reception		74.5	17.1	487	0	4	0.0
NW work area		75.1	17.0	513	0	5	0.0
corporate info center		73.3	18.1	450	0	12	0.0
NW M-1		75.2	16.8	501	0	5	0.0
SW work area		73.4	16.8	492	0	13	0.0
SW M-1		73.6	17.3	509	0	12	0.0
SE work area		73.2	16.2	471	0	13	0.0
Hallway by church exit		74.6	16.4	470	0	10	0.0
Guideline levels ASHRAE/AIHA		68 -75°F/winter 73 -79°F/summer	30-60%	Outdoor level + 700 ppm	9 ppm	50 ug/m³	1 ppm

Comments: _____

The assessed location(s) ( ) Does ( ) Does not meet established indoor air quality guidelines.

Signature: _____ Date: 12/21/01

NYC-WTC_000124562

NYC 9/11 Public Portal Document

ATC ASSOCIATES, INC.
INDOOR AIR QUALITY FIELD REPORT

TITLE

LOCATION 99 Church street DATE 12/21/01 PROJECT NO. _____

Location	Occup.	Temperature (°F)	Relative Humidity (%)	Carbon Dioxide (ppm)	Carbon Monoxide (ppm)	Respirable Particulates(ug/m³)	TVOCs (ppm)
B-1							
Cafeteria		73.1	17.0	479	0	12	0.0
Public financial Info. center		74.2	17.3	516	0	11	0.0
Elevator lobby		74.5	17.6	515	0	13	0.0
B-2							
Moody's Gym		72.7	19.2	600	0	7	0.0
Mail Room		75.0	18.3	485	0	10	0.0
Duplicating Dept.		75.3	18.3	484	0	9	0.0
Outdoors		40.1	30.1	366	0	15	0.0
Guideline levels ASHRAE/AIHA		68 -75°F/winter 73 -79°F/summer	30-60%	Outdoor level + 700 ppm	9 ppm	50 ug/m³	1 ppm

Comments: _____

The assessed location(s) ( ) Does ( ) Does not meet established indoor air quality guidelines.

Signature: _____ Date: 12/21/01

NYC 9/11 Public Portal Document

ATC ASSOCIATES INC.
ENVIRONMENTAL, GEOTECHNICAL AND MATERIAL PROFESSIONALS
104 East 25th Street • Tenth Floor
New York, NY 10010-2917
Phone (212) 353-8280 • FAX (212) 979-8447

LETTER OF TRANSMITTAL

To: Mr. Michael Hurle
Moody's – Owners Representative.
99 Church Street
New York, New York 10007
Att:

From: Benjamin M. Sallemi
Sr. Project Manager
Date: 1/4/02
Re: IAQ Various Data
Job No: 15.71108.0017
Copy: File

We are sending you
___ Change order ___ Copy of letter
X Attached ___ Plans ___ Prints
___ Under separate cover via _____ the following items:
___ Samples ___ Shop drawings ___ Specifications
X Other As noted

Copies	Date	Job No.	Description
1 Set			99 Church St. – IAQ Data dated 12/28/01.

These are transmitted as checked below:
___ Approved as submitted
___ Approved as noted
X As requested
___ For review and comment
___ For bids use
X For your use
___ Return for corrections
___ Other
___ Return
___ Resubmit
___ Submit
___ corrected prints
___ copies for approval
___ copies for distribution

Remarks: If you have questions or comments, please contact me at (212) 353-8280, ext. 295
If you like, let's try to schedule a telephone call to discuss interpretations.

Signed: Benjamin M. Sallemi

If enclosed are not as noted, kindly notify ATC at once (212) 353-8280.

NYC 9/11 Public Portal Document

ATC ASSOCIATES INC.
ENVIRONMENTAL, GEOTECHNICAL AND MATERIAL PROFESSIONALS
104 East 25th Street • Tenth Floor
New York, NY 10010-2917
Phone (212) 353-8280 • FAX (212) 979-8447

LETTER OF TRANSMITTAL

To: Mr. Walter Symanski
Cushman & Wakefield
99 Church Street
New York, New York 10007
Att:

From: Benjamin M. Sallemi
Sr. Project Manager
Date: 1/4/01
Re: IAQ Various Data
Job No: 15.71108.0017
Copy: File

We are sending you
___ Change order ___ Copy of letter
X Attached ___ Plans ___ Prints
___ Under separate cover via _____ the following items:
___ Samples ___ Shop drawings ___ Specifications
X Other As noted

Copies	Date	Job No.	Description
1 Set			IAQ Data dated 12/28/01.

These are transmitted as checked below:
___ Approved as submitted
___ Approved as noted
X As requested
___ For review and comment
___ For bids use
X For your use
___ Return for corrections
___ Other
___ Return
___ Resubmit
___ Submit
___ corrected prints
___ copies for approval
___ copies for distribution

Remarks: If you have questions or comments, please contact me at (212) 353-8280, ext. 295
If you like, let's try to schedule a telephone call to discuss interpretations.

Signed: Benjamin M. Sallemi

If enclosed are not as noted, kindly notify ATC at once (212) 353-8280.

NYC-WTC_000124565

NYC 9/11 Public Portal Document

ATC ASSOCIATES, INC.
INDOOR AIR QUALITY FIELD REPORT

TIME _____

LOCATION 99 Church street DATE 12/28/01 PROJECT NO. _____

Location	Occup.	Temperature (°F)	Relative Humidity (%)	Carbon Dioxide (ppm)	Carbon Monoxide (ppm)	Respirable Particulates (ug/m³)	TVOCs (ppm)
Outdoors							
11th Elevator lobby		70.2	29.7	555	0	9	0.0
SE corner		70.0	28.8	535	0	7	0.0
South center		69.9	27.6	545	0	7	0.0
SW corner		69.9	27.0	529	0	8	0.0
West center		70.8	26.2	519	0	7	0.0
NW corner		70.6	26.1	512	0	7	0.0
North center		70.8	26.0	510	0	6	0.0
NE corner		70.0	26.0	534	0	7	0.0
Guideline levels ASHRAE/AIHA		**68 -75°F/winter 73 -79°F/summer**	**30-60%**	**Outdoor level + 700 ppm**	**9 ppm**	**50 ug/m³ annual**	**1 ppm**

Comments: _____

The assessed location(s) ( ) Does ( ) Does not meet established indoor air quality guidelines.

Signature: _____ Date: 12/28/01

NYC-WTC_000124566

NYC 9/11 Public Portal Document

ATC ASSOCIATES, INC.
INDOOR AIR QUALITY FIELD REPORT

TIME _____

LOCATION 99 Church St. DATE 12/28/01 PROJECT NO. _____

Location	Occup.	Temperature (°F)	Relative Humidity (%)	Carbon Dioxide (ppm)	Carbon Monoxide (ppm)	Respirable Particulates(ug/m^3)	TVOCs (ppm)
10th Elevator lobby		70.8	25.2	576	0	8	0.0
SE corner		70.3	25.7	700	0	8	0.0
South center		71.0	24.9	610	0	10	0.0
SW corner		71.1	23.9	577	0	8	0.0
West center		71.3	23.1	559	0	5	0.0
NW corner		71.1	22.7	556	0	6	0.0
North center		71.0	22.4	548	0	5	0.0
NE corner		71.0	22.1	547	0	6	0.0
Guideline levels ASHRAE/AIHA		**68 -75°F/winter 73 -79°F/summer**	**30-60%**	**Outdoor level + 700 ppm**	**9 ppm**	**50 ug/m^3 annual**	**1 ppm**

Comments: _____

The assessed location(s) ( ) Does ( ) Does not meet established indoor air quality guidelines.

Signature: _____ Date: 12/28/01

NYC-WTC_000124567

NYC 9/11 Public Portal Document

ATC ASSOCIATES, INC.
INDOOR AIR QUALITY FIELD REPORT

TIME _____

LOCATION 99 Church St. DATE 12/28/01 PROJECT NO. _____

Location	Occup.	Temperature (°F)	Relative Humidity (%)	Carbon Dioxide (ppm)	Carbon Monoxide (ppm)	Respirable Particulates(ug/m³)	TVOCs (ppm)
9th fl.							
SE		71.7	22.0	565	0	8	0.0
South		71.8	21.1	540	0	9	0.0
SW		72.0	20.7	532	0	8	0.0
West		71.8	20.5	528	0	9	0.0
NW		71.9	20.4	540	0	11	0.0
North		72.2	20.5	542	0	6	0.0
NE		72.1	20.1	533	0	6	0.0
Elevator lobby		71.4	22.1	602	0	11	0.0
Guideline levels ASHRAE/AIHA		68 -75°F/winter 73 -79°F/summer	30-60%	Outdoor level + 700 ppm	9 ppm	50 ug/m³ annual	1 ppm

Comments: _____

The assessed location(s) ( ) Does ( ) Does not meet established indoor air quality guidelines.

Signature: _____ Date: 12/28/01

NYC-WTC_000124568

NYC 9/11 Public Portal Document

ATC ASSOCIATES, INC.
INDOOR AIR QUALITY FIELD REPORT

TIME _____

LOCATION 99 Church St. DATE 12/28/01 PROJECT NO. _____

Location	Occup.	Temperature (°F)	Relative Humidity (%)	Carbon Dioxide (ppm)	Carbon Monoxide (ppm)	Respirable Particulates(ug/m³)	TVOCs (ppm)
8th fl.							
SE		72.0	20.0	555	0	9	0.0
South		72.0	19.4	528	0	9	0.0
SW		72.1	19.2	515	0	10	0.0
West		72.2	19.0	508	0	9	0.0
NW		72.1	19.0	528	0	9	0.0
North		72.3	18.9	522	0	8	0.0
NE		72.5	19.0	540	0	6	0.0
Elevator Lobby		71.9	19.7	566	0	11	0.0
Guideline levels ASHRAE/AIHA		**68 -75°F/winter 73 -79°F/summer**	**30-60%**	**Outdoor level + 700 ppm**	**9 ppm**	**50 ug/m³ annual**	**1 ppm**

Comments: _____

The assessed location(s) ( ) Does ( ) Does not meet established indoor air quality guidelines.

Signature: _____ Date: 12/28/01

NYC-WTC_000124569

NYC 9/11 Public Portal Document

TIME _____

ATC ASSOCIATES, INC.
INDOOR AIR QUALITY FIELD REPORT

LOCATION 99 Church St. DATE 12/28/01 PROJECT NO. _____

Location	Occup.	Temperature (°F)	Relative Humidity (%)	Carbon Dioxide (ppm)	Carbon Monoxide (ppm)	Respirable Particulates(ug/m³)	TVOCs (ppm)
7th.							
Elevator lobby		72.6	18.8	534	0	8	0.0
SE		72.5	18.8	561	0	8	0.0
South		72.7	19.0	580	0	13	0.0
SW		72.7	18.9	540	0	7	0.0
West		72.5	18.3	533	0	7	0.0
NW		72.7	18.1	528	0	7	0.0
North		72.8	18.0	535	0	8	0.0
NE		72.9	18.2	563	0	15	0.0
Guideline levels ASHRAE/AIHA		68 -75°F/winter 73 -79°F/summer	30-60%	Outdoor level + 700 ppm	9 ppm	50 ug/m³ annual	1 ppm

Comments: _____

The assessed location(s) ( ) Does ( ) Does not meet established indoor air quality guidelines.

Signature: _____ Date: 12/28/01

NYC-WTC_000124570

NYC 9/11 Public Portal Document

ATC ASSOCIATES, INC.
INDOOR AIR QUALITY FIELD REPORT

TIME _____

LOCATION 99 Church St. DATE 12/28/01 PROJECT NO. _____

Location	Occup.	Temperature (°F)	Relative Humidity (%)	Carbon Dioxide (ppm)	Carbon Monoxide (ppm)	Respirable Particulates(ug/m³)	TVOCs (ppm)
8th Elevator lobby							
SE		72.7	18.0	534	0	8	0.0
South		72.6	17.8	542	0	8	0.0
SW		72.6	17.8	549	0	12	0.0
West		73.0	18.5	590	0	9	0.0
NW		73.1	18.3	563	0	9	0.0
North		73.2	18.1	547	0	9	0.0
NE		73.5	18.0	549	0	10	0.0
Guideline levels ASHRAE/AIHA		**68 -75°F/winter 73 -79°F/summer**	**30-60%**	**Outdoor level + 700 ppm**	**9 ppm**	**50 ug/m³ annual**	**1 ppm**

Comments: _____

The assessed location(s) ( ) Does ( ) Does not meet established indoor air quality guidelines.

Signature: _____ **Date:** 12/28/01

NYC-WTC_000124571

NYC 9/11 Public Portal Document

ATC ASSOCIATES, INC.
INDOOR AIR QUALITY FIELD REPORT

TIME _____

LOCATION 99 Church street, DATE 12/28/01 PROJECT NO. _____

Location	Occup.	Temperature (°F)	Relative Humidity (%)	Carbon Dioxide (ppm)	Carbon Monoxide (ppm)	Respirable Particulates(ug/m³)	TVOCs (ppm)
5th floor							
Elevator lobby		73.6	18.3	575	0	7	0.0
SE		73.3	17.9	555	0	6	0.0
South		73.1	17.6	530	0	7	0.0
SW		73.1	17.3	517	0	9	0.0
West		73.1	17.3	518	0	8	0.0
NW		73.1	17.3	520	0	9	0.0
North		73.2	17.4	519	0	8	0.0
NE		73.5	17.5	519	0	9	0.0
Guideline levels ASHRAE/AIHA		68 -75°F/winter 73 -79°F/summer	30-60%	Outdoor level + 700 ppm	9 ppm	50 ug/m³ annual	1 ppm

Comments: _____

The assessed location(s) ( ) Does ( ) Does not meet established indoor air quality guidelines.

Signature: _____ Date: 12/28/01

NYC-WTC_000124572

NYC 9/11 Public Portal Document

ATC ASSOCIATES, INC.
INDOOR AIR QUALITY FIELD REPORT

TIME _____

LOCATION 99 Church Street DATE 12/28/01 PROJECT NO. _____

Location	Occup.	Temperature (°F)	Relative Humidity (%)	Carbon Dioxide (ppm)	Carbon Monoxide (ppm)	Respirable Particulates(ug/m^3)	TVOCs (ppm)
4th floor							
Elevator lobby		73.2	17.5	539	0	9	0.0
SE		73.5	17.5	534	0	8	0.0
South		73.6	17.3	530	0	6	0.0
SW		73.6	17.2	534	0	7	0.0
West		73.6	17.2	527	0	7	0.0
NW		73.5	17.1	525	0	9	0.0
North		73.5	17.1	533	0	9	0.0
NE		73.6	17.1	530	0	9	0.0
Guideline levels ASHRAE/AIHA		**68 -75°F/winter 73 -79°F/summer**	**30-60%**	**Outdoor level + 700 ppm**	**9 ppm**	**50 ug/m^3 annual**	**1 ppm**

Comments: _____

The assessed location(s) ( ) Does ( ) Does not meet established indoor air quality guidelines.

Signature: _____ **Date:** 12/28/01

NYC-WTC_000124573

NYC 9/11 Public Portal Document

ATC ASSOCIATES, INC.
INDOOR AIR QUALITY FIELD REPORT

TIME _____

LOCATION 79 Church Street. DATE 12/28/01 PROJECT NO. _____

Location	Occup.	Temperature (°F)	Relative Humidity (%)	Carbon Dioxide (ppm)	Carbon Monoxide (ppm)	Respirable Particulates(ug/m³)	TVOCs (ppm)
3rd Flor.							
Elevator lobby		73.8	18.0	541	0	8	0.0
SE		73.4	17.4	532	0	8	0.0
South		73.3	17.2	524	0	8	0.0
SW		73.3	16.9	520	0	10	0.0
West		73.5	16.9	525	0	10	0.0
NW		73.6	16.9	525	0	9	0.0
North		73.2	17.0	559	0	9	0.0
NE		73.5	17.2	544	0	12	0.0
Guideline levels ASHRAE/AIHA		68 -75°F/winter 73 -79°F/summer	30-60%	Outdoor level + 700 ppm	9 ppm	50 ug/m³ annual	1 ppm

Comments: _____

The assessed location(s) ( ) Does ( ) Does not meet established indoor air quality guidelines.

Signature: _____ Date: 12/28/01

NYC-WTC_000124574

NYC 9/11 Public Portal Document

TIME _____

ATC ASSOCIATES, INC.
INDOOR AIR QUALITY FIELD REPORT

LOCATION 99 Church Street DATE 12/28/01 PROJECT NO. _____

Location	Occup.	Temperature (°F)	Relative Humidity (%)	Carbon Dioxide (ppm)	Carbon Monoxide (ppm)	Respirable Particulates(ug/m³)	TVOCs (ppm)
2nd floor							
Elevator lobby		73.4	17.1	540	0	15	0.0
SE		73.5	17.1	544	0	8	0.0
South		73.4	16.8	524	0	6	0.0
SW		73.1	16.5	510	0	7	0.0
West		72.9	16.4	509	0	7	0.0
NW		72.9	16.5	506	0	6	0.0
North		72.9	16.5	503	0	7	0.0
NE		73.0	16.5	504	0	7	0.0
Guideline levels ASHRAE/AIHA		**68 -75°F/winter 73 -79°F/summer**	**30-60%**	**Outdoor level + 700 ppm**	**9 ppm**	**50 ug/m³ annual**	**1 ppm**

Comments: _____

The assessed location(s) ( ) Does ( ) Does not meet established indoor air quality guidelines.

Signature: _____ Date: 12/28/01

NYC-WTC_000124575

NYC 9/11 Public Portal Document

ATC ASSOCIATES, INC.
INDOOR AIR QUALITY FIELD REPORT

TIME _____

LOCATION 99 Church Street DATE 12/28/01 PROJECT NO. _____

Location	Occup.	Temperature (°F)	Relative Humidity (%)	Carbon Dioxide (ppm)	Carbon Monoxide (ppm)	Respirable Particulates(ug/m^3)	TVOCs (ppm)
1st floor							
Main Lobby		73.3	18.6	503	2	27	0.0
Corporate Info. Center		73.6	17.6	509	2	27	0.0
Visitor reception		73.4	17.3	525	1	11	0.0
NW - 1st fl.		73.9	16.7	544	1	12	0.0
NW - M-1		74.1	16.9	609	1	11	0.0
SW - 1st fl.		74.2	17.0	612	1	11	0.0
SW - M-1		74.4	16.8	594	1	10	0.0
SE workarea		74.3	16.3	519	1	12	0.0
Guideline levels ASHRAE/AIHA		**68 -75°F/winter 73 -79°F/summer**	**30-60%**	**Outdoor level + 700 ppm**	**9 ppm**	**50 ug/m^3 annual**	**1 ppm**

Comments: _____

The assessed location(s) ( ) Does ( ) Does not meet established indoor air quality guidelines.

Signature: _____ Date: 12/28/01

NYC-WTC_000124576

NYC 9/11 Public Portal Document

ATC ASSOCIATES, INC.
INDOOR AIR QUALITY FIELD REPORT

TIME _____

LOCATION 79 church street DATE 12/28/01 PROJECT NO. _____

Location	Occup	Temperature (°F)	Relative Humidity (%)	Carbon Dioxide (ppm)	Carbon Monoxide (ppm)	Respirable Particulates(ug/m³)	TVOCs (ppm)
B-1							
Cafeteria		79.6	17.0	534	1	17	0.0
Public finance Info center		74.8	17.0	529	1	29	0.0
Elevator lobby		73.2	17.6	546	1	23	0.0
B-2							
Moody's gym		71.6	17.6	558	1	12	0.0
Mail Room		73.6	17.9	573	1	19	0.0
Duplicating Dept.		73.5	17.8	518	1	20	0.0
Elevator lobby		73.6	18.1	507	1	17	0.0
Outdoors		42.0	17.5	430	2	34	0.0
Guideline levels ASHRAE/AIHA		68 -75°F/winter 73 -79°F/summer	30-60%	Outdoor level + 700 ppm	9 ppm	50 ug/m³ annual	1 ppm

Comments: _____

The assessed location(s) ( ) Does ( ) Does not meet established indoor air quality guidelines.

Signature: _____ Date: 12/28/01

NYC 9/11 Public Portal Document

ATC ASSOCIATES INC.
ENVIRONMENTAL, GEOTECHNICAL AND MATERIAL PROFESSIONALS
104 East 25th Street • Tenth Floor
New York, NY 10010-2917
Phone (212) 353-8280 • FAX (212) 979-8447

LETTER OF TRANSMITTAL

To: Mr. Walter Symanski
Cushman & Wakefield
99 Church Street
New York, New York 10007
Att:

From: Benjamin M. Sallemi
Sr. Project Manager
Date: 1/18/02
Re: IAQ Various Data
Job No: 15.71108.0017
Copy: File

We are sending you X Attached ___ Under separate cover via _____ the following items:
___ Change order ___ Plans ___ Samples ___ Shop drawings ___ Specifications
___ Copy of letter ___ Prints X Other As noted

Copies	Date	Job No.	Description
1 Set			IAQ Data dated 1/4/02.
1 Set			IAQ Data dated 1/10/02.

These are transmitted as checked below:
___ Approved as submitted ___ For bids use ___ Return ___ corrected prints
___ Approved as noted X For your use ___ Resubmit ___ copies for approval
X As requested ___ Return for corrections ___ Submit ___ copies for distribution
___ For review and comment ___ Other _____

Remarks: If you have questions or comments, please contact me at (212) 353-8280, ext. 295
If you like, let's try to schedule a telephone call to discuss interpretations.

Signed: Benjamin M. Sallemi

If enclosed are not as noted, kindly notify ATC at once (212) 353-8280.

NYC 9/11 Public Portal Document

ATC ASSOCIATES INC.
ENVIRONMENTAL, GEOTECHNICAL AND MATERIAL PROFESSIONALS
104 East 25th Street • Tenth Floor
New York, NY 10010-2917
Phone (212) 353-8280 • FAX (212) 979-8447

LETTER OF TRANSMITTAL

To: Mr. Michael Hurle
Moody's – Owners Representative.
99 Church Street
New York, New York 10007
Att:

From: Benjamin M. Sallemi
Sr. Project Manager
Date: Friday, January 18, 2002
Re: IAQ Various Data
Job No: 15.71108.0017
Copy: File

We are sending you
X Attached ___ Under separate cover via _____ the following items:
___ Change order ___ Plans ___ Samples ___ Shop drawings ___ Specifications
___ Copy of letter ___ Prints X Other As noted

Copies	Date	Job No.	Description
1 Set			99 Church St. – IAQ Data dated 1/4/02.
1 Set			99 Church St. – IAQ Data dated 1/10/02.

These are transmitted as checked below:
___ Approved as submitted ___ For bids use ___ Return ___ corrected prints
___ Approved as noted X For your use ___ Resubmit ___ copies for approval
X As requested ___ Return for corrections ___ Submit ___ copies for distribution
___ For review and comment ___ Other _____

Remarks: If you have questions or comments, please contact me at (212) 353-8280, ext. 295
If you like, let's try to schedule a telephone call to discuss interpretations.

Signed: Benjamin M. Sallemi

If enclosed are not as noted, kindly notify ATC at once (212) 353-8280.

ATC ASSOCIATES, INC.
INDOOR AIR QUALITY FIELD REPORT

TIME _____

LOCATION 99 Church St. DATE 1/10/02 PROJECT NO. _____

Location	Occup.	Temperature (°F)	Relative Humidity (%)	Carbon Dioxide (ppm)	Carbon Monoxide (ppm)	Respirable Particulates(ug/m³)	TVOCs (ppm)
Outdoors	—	53.6	46.7	477	0	108	0.0
Main lobby		68.7	39.0	539	0	87	0.0
Corporate Info. center		68.8	37.0	507	0	80	0.0
Visitor Reception		70.8	35.4	683	0	27	0.0
1st fl. NW work areas		72.7	34.1	596	0	25	0.0
M-NW		72.5	32.7	628	1	66	0.0
Hallway by church St. exit		72.0	31.3	580	1	75	0.0
1st fl. SW work areas		71.6	30.0	634	1	42	0.0
M-1, SW		74.3	29.5	599	1	34	0.0
Guideline levels ASHRAE/AIHA		68 -75°F/winter 73 -79°F/summer	30-60%	Outdoor level + 700 ppm	9 ppm	50 ug/m³ annual	1 ppm

Comments: _____

The assessed location(s) ( ) Does ( ) Does not meet established indoor air quality guidelines.

Signature: _____ Date: 1/10/02

NYC 9/11 Public Portal Document

NYC-WTC_000124579

ATC ASSOCIATES, INC.
INDOOR AIR QUALITY FIELD REPORT

TIME _____

LOCATION 99 Church street DATE 1/10/02 PROJECT NO. _____

Location	Occup.	Temperature (°F)	Relative Humidity (%)	Carbon Dioxide (ppm)	Carbon Monoxide (ppm)	Respirable Particulates(ug/m³)	TVOCs (ppm)
1st fl. SE work areas		72.8	29.9	830	1	44	0.0
B-1							
Elevator lobby		72.6	28.8	625	2	89	0.0
Public Finance info center		73.2	28.6	577	1	67	0.0
Cafeteria		74.2	27.9	529	1	25	0.0
B-2							
~~Moody's gym~~ Mail Room		74.1	27.2	504	1	42	0.0
Duplicating dept.		74.6	28.2	620	2	54	0.0
~~Mail Room~~ Moody's Gym		72.6	29.3	760	2	37	0.0
Hallway by duplicating dept.		74.1	27.9	640	1	49	0.0
Guideline levels ASHRAE/AIHA		**68 -75°F/winter 73 -79°F/summer**	**30-60%**	**Outdoor level + 700 ppm**	**9 ppm**	**50 ug/m³ annual**	**1 ppm**

Comments: _____

The assessed location(s) ( ) Does ( ) Does not meet established indoor air quality guidelines.

Signature: _____ Date: 1/10/02

NYC 9/11 Public Portal Document

NYC-WTC_000124580

ATC ASSOCIATES, INC.
INDOOR AIR QUALITY FIELD REPORT

TIME _____

LOCATION 99 Church Street. DATE 1/4/02 PROJECT NO. _____

Location	Occup.	Temperature (°F)	Relative Humidity (%)	Carbon Dioxide (ppm)	Carbon Monoxide (ppm)	Respirable Particulates(ug/m³)	TVOCs (ppm)
Outdoors	—	41.4	34.1	425	0	30	0.0
11th fl. Elevator lobby	—	69.8	26.5	700	0	7	0.0
SE corner	—	71.6	25.2	667	0	6	0.0
South center		71.9	26.1	671	0	6	0.0
SW corner		73.3	24.7	632	0	5	0.0
West center		73.0	23.2	616	0	5	0.0
NW corner		72.7	22.8	609	0	5	0.0
North center		72.8	22.3	626	0	6	0.0
NE corner		72.8	22.3	638	0	5	0.0
Guideline levels ASHRAE/AIHA		**68 -75°F/winter 73 -79°F/summer**	**30-60%**	**Outdoor level + 700 ppm**	**9 ppm**	**50 ug/m³ annual**	**1 ppm**

Comments: _____

The assessed location(s) ( ) Does ( ) Does not meet established indoor air quality guidelines.

Signature: _____ Date: 1/4/02

NYC 9/11 Public Portal Document

NYC-WTC_000124581

ATC ASSOCIATES, INC.
INDOOR AIR QUALITY FIELD REPORT

TIME _____

LOCATION 99 Church street DATE 1/4/02 PROJECT NO. _____

Location	Occup.	Temperature (°F)	Relative Humidity (%)	Carbon Dioxide (ppm)	Carbon Monoxide (ppm)	Respirable Particulates(ug/m^3)	TVOCs (ppm)
10th fl.							
Elevator lobby	–	73.8	20.0	711	0	9	0.0
SE corner		73.8	19.3	680	0	6	0.0
South center		74.1	18.5	654	0	6	0.0
SW corner		74.1	18.5	677	0	6	0.0
West center		74.2	18.5	600	0	7	0.0
NW corner		74.3	18.4	685	0	7	0.0
North center		74.4	18.4	680	0	9	0.0
NE corner		74.6	18.3	666	0	6	0.0
Guideline levels ASHRAE/AIHA		**68 -75°F/winter 73 -79°F/summer**	**30-60%**	**Outdoor level + 700 ppm**	**9 ppm**	**50 ug/m^3 annual 150 ug/m^3 24hour**	**1 ppm**

Comments: _____

The assessed location(s) ( ) Does ( ) Does not meet established indoor air quality guidelines.

Signature: _____ **Date:** 1/4/02

NYC 9/11 Public Portal Document

NYC-WTC_000124582

TIME _____

ATC ASSOCIATES, INC.
INDOOR AIR QUALITY FIELD REPORT

LOCATION 99 Church Street. DATE 1/4/02 PROJECT NO. _____

Location	Occup.	Temperature (°F)	Relative Humidity (%)	Carbon Dioxide (ppm)	Carbon Monoxide (ppm)	Respirable Particulates(ug/m^3)	TVOCs (ppm)
9th Floor							
Elevator Lobby		74.4	18.0	681	1	8	0.0
SE corner		74.6	18.1	684	0	10	0.0
South center		74.9	17.5	660	0	5	0.0
SW corner		75.0	17.4	667	0	7	0.0
West center		75.2	17.2	679	0	6	0.0
NW corner		75.1	18.2	703	1	9	0.0
North center		75.3	17.8	703	0	13	0.0
NE corner		75.4	17.5	698	0	8	0.0
Guideline levels ASHRAE/AIHA		**68 -75°F/winter 73 -79°F/summer**	**30-60%**	**Outdoor level + 700 ppm**	**9 ppm**	**50 ug/m^3 annual 150 ug/m^3 24hour**	**1 ppm**

Comments: _____

The assessed location(s) ( ) Does ( ) Does not meet established indoor air quality guidelines.

Signature: _____ Date: 1/4/02

NYC 9/11 Public Portal Document

NYC-WTC_000124583

ATC ASSOCIATES, INC.

INDOOR AIR QUALITY FIELD REPORT

TIME _____

LOCATION 99 Church street DATE 1/4/02 PROJECT NO. _____

Location	Occup.	Temperature (°F)	Relative Humidity (%)	Carbon Dioxide (ppm)	Carbon Monoxide (ppm)	Respirable Particulates(ug/m³)	TVOCs (ppm)
8th floor							
Elevator lobby		75.4	16.9	664	1	9	0.0
SE corner		75.2	16.4	648	1	8	0.0
South center		75.2	16.1	645	1	7	0.0
SW corner		75.3	16.2	664	0	12	0.0
West center		75.3	16.4	667	1	10	0.0
NW corner		75.3	16.2	657	1	8	0.0
North center		75.3	16.1	653	1	9	0.0
NE corner		74.5	15.5	650	1	10	0.0
Guideline levels ASHRAE/AIHA		**68 -75°F/winter 73 -79°F/summer**	**30-60%**	**Outdoor level + 700 ppm**	**9 ppm**	**50 ug/m³ annual 150 ug/m³ 24hour**	**1 ppm**

Comments: _____

The assessed location(s) ( ) Does ( ) Does not meet established indoor air quality guidelines.

Signature: _____ **Date:** 1/4/02

NYC 9/11 Public Portal Document

NYC-WTC_000124584

ATC ASSOCIATES, INC.
INDOOR AIR QUALITY FIELD REPORT

TIME _____

LOCATION 99 Church street DATE 1/4/02 PROJECT NO. _____

Location	Occup.	Temperature (°F)	Relative Humidity (%)	Carbon Dioxide (ppm)	Carbon Monoxide (ppm)	Respirable Particulates(ug/m³)	TVOCs (ppm)
7th floor							
Elevator lobby		75.4	16.5	688	1	9	0.0
SE corner		75.4	16.6	691	0	7	0.0
South center		75.7	16.2	671	0	12	0.0
SW corner		75.2	16.0	684	0	5	0.0
West center		75.7	16.0	685	0	10	0.0
NW corner		75.7	16.0	690	0	9	0.0
North center		75.8	16.0	682	0	8	0.0
NE corner		75.5	15.7	675	0	7	0.0
Guideline levels ASHRAE/AIHA		**68 -75°F/winter 73 -79°F/summer**	**30-60%**	**Outdoor level + 700 ppm**	**9 ppm**	**50 ug/m³ annual 150 ug/m³ 24hour**	**1 ppm**

Comments: _____

The assessed location(s) ( ) Does ( ) Does not meet established indoor air quality guidelines.

Signature: _____ **Date:** 1/4/02

NYC 9/11 Public Portal Document

NYC-WTC_000124585

TIME _____

ATC ASSOCIATES, INC.
INDOOR AIR QUALITY FIELD REPORT

LOCATION 99 Church Street DATE 1/4/02 PROJECT NO. _____

Location	Occup.	Temperature (°F)	Relative Humidity (%)	Carbon Dioxide (ppm)	Carbon Monoxide (ppm)	Respirable Particulates(ug/m^3)	TVOCs (ppm)
6th floor							
Elevator lobby		76.0	17.3	760	0	8	0.0
SE corner		76.2	16.7	705	0	5	0.0
South center		76.1	16.5	706	1	4	0.0
SW corner		75.9	16.5	709	0	7	0.0
West center		75.1	16.4	691	1	8	0.0
NW corner		74.9	16.2	678	1	5	0.0
North center		75.1	15.9	659	1	7	0.0
NE corner		75.2	15.8	657	0	10	0.0
Guideline levels ASHRAE/AIHA		**68 -75°F/winter 73 -79°F/summer**	**30-60%**	**Outdoor level + 700 ppm**	**9 ppm**	**50 ug/m^3 annual 150 ug/m^3 24hour**	**1 ppm**

Comments: _____

The assessed location(s) ( ) Does ( ) Does not meet established indoor air quality guidelines.

Signature: _____ **Date:** 1/4/02

NYC 9/11 Public Portal Document

NYC-WTC_000124586

ATC ASSOCIATES, INC.
INDOOR AIR QUALITY FIELD REPORT

TIME _____

LOCATION 99 Church Street. DATE 1/4/02 PROJECT NO. _____

Location	Occup.	Temperature (°F)	Relative Humidity (%)	Carbon Dioxide (ppm)	Carbon Monoxide (ppm)	Respirable Particulates(ug/m^3)	TVOCs (ppm)
5th floor							
Elevator lobby		75.9	16.1	688	0	4	0.0
SE corner		75.9	16.5	729	0	6	0.0
South center		75.8	15.9	662	0	6	0.0
SW corner		75.7	15.4	632	0	10	0.0
West center		75.6	15.2	623	0	5	0.0
NW corner		75.7	15.2	614	0	6	0.0
North center		75.9	15.3	623	1	6	0.0
NE corner		75.8	15.4	630	0	6	0.0
Guideline levels ASHRAE/AIHA		**68 -75°F/winter 73 -79°F/summer**	**30-60%**	**Outdoor level + 700 ppm**	**9 ppm**	**50 ug/m^3 annual 150 ug/m^3 24hour**	**1 ppm**

Comments: _____

The assessed location(s) ( ) Does ( ) Does not meet established indoor air quality guidelines.

Signature: _____ **Date:** 1/4/02

NYC 9/11 Public Portal Document

NYC-WTC_000124587

ATC ASSOCIATES, INC.
INDOOR AIR QUALITY FIELD REPORT

TIME _____

LOCATION 99 Church Street DATE 1/4/02 PROJECT NO. _____

Location	Occup.	Temperature (°F)	Relative Humidity (%)	Carbon Dioxide (ppm)	Carbon Monoxide (ppm)	Respirable Particulates(ug/m^3)	TVOCs (ppm)
4th floor							
Elevator lobby		76.1	16.2	700	0	12	0.0
SE corner		76.3	16.4	715	1	7	0.0
South center		76.5	16.2	696	0	9	0.0
SW corner		76.7	16.2	702	0	5	0.0
West center		76.9	16.2	700	0	5	0.0
NW corner		77.0	16.2	684	0	7	0.0
North center		77.0	15.8	664	0	9	0.0
NE corner		76.7	15.5	662	0	8	0.0
Guideline levels ASHRAE/AIHA		**68 -75°F/winter 73 -79°F/summer**	**30-60%**	**Outdoor level + 700 ppm**	**9 ppm**	**50 ug/m^3 annual 150 ug/m^3 24hour**	**1 ppm**

Comments: _____

The assessed location(s) ( ) Does ( ) Does not meet established indoor air quality guidelines.

Signature: _____ **Date:** 1/4/02

NYC 9/11 Public Portal Document

NYC-WTC_000124588

TIME _____

ATC ASSOCIATES, INC.
INDOOR AIR QUALITY FIELD REPORT

LOCATION 99 Church Street DATE 1/4/02 PROJECT NO. _____

Location	Occup.	Temperature (°F)	Relative Humidity (%)	Carbon Dioxide (ppm)	Carbon Monoxide (ppm)	Respirable Particulates(ug/m^3)	TVOCs (ppm)
3rd floor							
Elevator lobby		76.8	17.0	709	0	6	0.0
SE corner		76.6	15.8	686	1	7	0.0
South center		76.5	15.6	688	1	5	0.0
SW corner		76.3	15.5	684	1	6	0.0
West center		76.8	15.9	674	1	7	0.0
NW corner		76.7	17.5	720	1	8	0.0
North center		76.8	17.2	692	1	7	0.0
NE corner		76.6	16.5	687	1	10	0.0
Guideline levels ASHRAE/AIHA		**68 -75°F/winter 73 -79°F/summer**	**30-60%**	**Outdoor level + 700 ppm**	**9 ppm**	**50 ug/m^3 annual 150 ug/m^3 24hour**	**1 ppm**

Comments: _____

The assessed location(s) ( ) Does ( ) Does not meet established indoor air quality guidelines.

Signature: _____ **Date:** 1/4/02

NYC 9/11 Public Portal Document

NYC-WTC_000124589

TIME _____

ATC ASSOCIATES, INC.
INDOOR AIR QUALITY FIELD REPORT

LOCATION 99 Church Street DATE 1/4/02 PROJECT NO. _____

Location	Occup.	Temperature (°F)	Relative Humidity (%)	Carbon Dioxide (ppm)	Carbon Monoxide (ppm)	Respirable Particulates(ug/m^3)	TVOCs (ppm)
2nd floor							
SE corner		75.8	15.0	660	1	7	0.0
South center		76.1	14.7	642	0	10	0.0
SW corner		76.8	15.5	644	0	8	0.0
West center		77.3	15.6	638	0	9	0.0
NW corner		76.9	15.0	639	0	8	0.0
North center		76.4	14.7	634	1	5	0.0
NE corner		75.8	15.0	666	1	6	0.0
Elevator lobby		76.0	15.2	674	1	7	0.0
Guideline levels ASHRAE/AIHA		**68 -75°F/winter 73 -79°F/summer**	**30-60%**	**Outdoor level + 700 ppm**	**9 ppm**	**50 ug/m^3 annual 150 ug/m^3 24hour**	**1 ppm**

Comments: _____

The assessed location(s) ( ) Does ( ) Does not meet established indoor air quality guidelines.

Signature: _____ Date: 1/4/02

NYC 9/11 Public Portal Document

NYC-WTC_000124590

ATC ASSOCIATES, INC.
INDOOR AIR QUALITY FIELD REPORT

TIME _____

LOCATION 99 Church street DATE 1/4/02 PROJECT NO. _____

Location	Occup.	Temperature (°F)	Relative Humidity (%)	Carbon Dioxide (ppm)	Carbon Monoxide (ppm)	Respirable Particulates(ug/m^3)	TVOCs (ppm)
1st floor							
Main lobby		71.8	14.6	548	1	20	0.0
Corporate info. center		73.2	14.4	544	1	28	0.0
visitor reception center		75.4	15.6	642	1	12	0.0
NW work areas		75.3	14.7	663	1	11	0.0
NW-M-1		75.4	15.6	699	1	26	0 0
SW work areas		74.9	13.7	588	1	19	0.0
SW-M-1		75.1	14.0	612	1	21	0.0
SE work areas		74.6	15.7	659	1	18	0.0
Hallway 65 Church ext		75.3	14.5	602	1	35	0.0
Guideline levels ASHRAE/AIHA		**68 -75°F/winter 73 -79°F/summer**	**30-60%**	**Outdoor level + 700 ppm**	**9 ppm**	**50 ug/m^3 annual 150 ug/m^3 24hour**	**1 ppm**

Comments: _____

The assessed location(s) ( ) Does ( ) Does not meet established indoor air quality guidelines.

Signature: _____ Date: 1/4/02

NYC 9/11 Public Portal Document

NYC-WTC_000124591

TIME _____

ATC ASSOCIATES, INC.
INDOOR AIR QUALITY FIELD REPORT

LOCATION 99 Church Street DATE 1/4/02 PROJECT NO. _____

Location	Occup.	Temperature (°F)	Relative Humidity (%)	Carbon Dioxide (ppm)	Carbon Monoxide (ppm)	Respirable Particulates(ug/m^3)	TVOCs (ppm)
B-1							
Cafeteria		74.3	15.2	590	1	20	0.0
Public Financial Information center		74.1	15.1	595	1	21	0.0
Elevator lobby		74.3	15.6	602	0	22	0.0
B-2							
Mail Room		73.4	16.8	681	1	23	0.0
Duplicating dept.		75.2	16.5	607	1	19	0.0
Moody's gym		72.9	16.6	695	1	16	0.0
Elevator lobby		75.3	16.7	654	0	10	0.0
Guideline levels ASHRAE/AIHA		**68 -75°F/winter 73 -79°F/summer**	**30-60%**	**Outdoor level + 700 ppm**	**9 ppm**	**50 ug/m^3 annual 150 ug/m^3 24hour**	**1 ppm**

Comments: _____

The assessed location(s) ( ) Does ( ) Does not meet established indoor air quality guidelines.

Signature: _____ **Date:** 1/4/02

NYC 9/11 Public Portal Document

NYC-WTC_000124592

NYC 9/11 Public Portal Document

ATC ASSOCIATES INC.
ENVIRONMENTAL, GEOTECHNICAL AND MATERIAL PROFESSIONALS
104 East 25th Street • Tenth Floor
New York, NY 10010-2917
Phone (212) 353-8280 • FAX (212) 979-8447

LETTER OF TRANSMITTAL

To: Mr. Michael Hurle
Moody's – Owners Representative.
99 Church Street
New York, New York 10007
Att:

From: Benjamin M. Sallemi
Sr. Project Manager
Date: January 31, 2002
Re: IAQ Various Data
Job No: 15.71108.0017
Copy: File

We are sending you
___ Change order ___ Copy of letter
X Attached ___ Plans ___ Prints
___ Under separate cover via _____ the following items:
___ Samples ___ Shop drawings ___ Specifications
X Other As noted

Copies	Date	Job No.	Description
1 Set			99 Church St. – IAQ Data dated 1/18/02.

These are transmitted as checked below:
___ Approved as submitted
___ Approved as noted
X As requested
___ For review and comment
___ For bids use
X For your use
___ Return for corrections
___ Other
___ Return
___ Resubmit
___ Submit
___ corrected prints
___ copies for approval
___ copies for distribution

Remarks: If you have questions or comments, please contact me at (212) 353-8280, ext. 295
If you like, let's try to schedule a telephone call to discuss interpretations.

Signed: Benjamin M. Sallemi

If enclosed are not as noted, kindly notify ATC at once (212) 353-8280.

NYC 9/11 Public Portal Document

ATC ASSOCIATES INC.
ENVIRONMENTAL, GEOTECHNICAL AND MATERIAL PROFESSIONALS
104 East 25th Street • Tenth Floor
New York, NY 10010-2917
Phone (212) 353-8280 • FAX (212) 979-8447

LETTER OF TRANSMITTAL

To: Mr. Walter Symanski
Cushman & Wakefield
99 Church Street
New York, New York 10007
Att:

From: Benjamin M. Sallemi
Sr. Project Manager
Date: January 31, 2002
Re: IAQ Various Data
Job No: 15.71108.0017
Copy: File

We are sending you
___ Change order ___ Copy of letter
X Attached ___ Plans ___ Prints
___ Under separate cover via _____ the following items:
___ Samples ___ Shop drawings ___ Specifications
X Other As noted

Copies	Date	Job No.	Description
1 Set			IAQ Data dated 1/18/02.

These are transmitted as checked below:
___ Approved as submitted
___ Approved as noted
X As requested
___ For review and comment
___ For bids use
X For your use
___ Return for corrections
___ Other
___ Return
___ Resubmit
___ Submit
___ corrected prints
___ copies for approval
___ copies for distribution

Remarks: If you have questions or comments, please contact me at (212) 353-8280, ext. 295
If you like, let's try to schedule a telephone call to discuss interpretations.

Signed: Benjamin M. Sallemi

If enclosed are not as noted, kindly notify ATC at once (212) 353-8280.

ATC ASSOCIATES, INC.
INDOOR AIR QUALITY FIELD REPORT

TIME _____

LOCATION 99 Church street DATE 1/18/02 PROJECT NO. _____

Location	Occup.	Temperature (°F)	Relative Humidity (%)	Carbon Dioxide (ppm)	Carbon Monoxide (ppm)	Respirable Particulates(ug/m^3)	TVOCs (ppm)
Outdoors		42.0	19.9	432	0	29	0.0
Main lobby		68.5	29.2	612	0	19	0.6
Corporate info center		68.6	24.5	575	0	13	0.0
Visitor Reception		69.9	22.5	541	0	15	0.0
1st fl. NW work areas		70.2	22.5	619	0	16	0.0
1st NW - M-1		71.6	20.1	568	0	28	0.0
Hallway by church exit		70.5	18.8	626	0	24	0.0
1st SW work areas		72.8	18.4	629	0	23	0.6
1st SW -M-1		74.8	17.0	518	0	21	0.0
1st SE workareas		73.0	18.8	553	0	14	0.0
Guideline levels ASHRAE/AIHA		**68 -75°F/winter 73 -79°F/summer**	**30-60%**	**Outdoor level + 700 ppm**	**9 ppm**	**50 ug/m^3 annual**	**1 ppm**

Comments: _____

The assessed location(s) ( ) Does ( ) Does not meet established indoor air quality guidelines.

Signature: _____ Date: 1/18/02

NYC 9/11 Public Portal Document

NYC-WTC_000124595

ATC ASSOCIATES, INC.
INDOOR AIR QUALITY FIELD REPORT

TIME _____

LOCATION 99 Church Street DATE 11/18/01 PROJECT NO. _____

Location	Occup.	Temperature (°F)	Relative Humidity (%)	Carbon Dioxide (ppm)	Carbon Monoxide (ppm)	Respirable Particulates(ug/m³)	TVOCs (ppm)
B-1							
Cafeteria		74.9	19.5	700	0	20	0.0
Elevator lobby		74.5	19.6	574	0	24	0.0
Public Inquiries Info. center		75.2	18.5	582	0	20	0.0
				~~578~~	~~0~~	~~18~~	~~0.0~~
B-2							
Duplicating Dept.		76.0	19.1	578	0	18	0.0
Mail Room		77.6	19.4	562	0	17	0.0
Moody's Gym		74.8	18.9	630	0	15	0.0
Outdoors		42.2	19.2	425	0	32	0.0
Guideline levels ASHRAE/AIHA		**68 -75°F/winter 73 -79°F/summer**	**30-60%**	**Outdoor level + 700 ppm**	**9 ppm**	**50 ug/m³ annual**	**1 ppm**

Comments: _____

The assessed location(s) ( ) Does ( ) Does not meet established indoor air quality guidelines.

Signature: _____ Date: 11/18/01

NYC 9/11 Public Portal Document

NYC-WTC_000124596

NYC 9/11 Public Portal Document

ATC ASSOCIATES INC.
ENVIRONMENTAL, GEOTECHNICAL AND MATERIAL PROFESSIONALS
104 East 25th Street • Tenth Floor
New York, NY 10010-2917
Phone (212) 353-8280 • FAX (212) 979-8447

LETTER OF TRANSMITTAL

To: Mr. Walter Symanski
Cushman & Wakefield
99 Church Street
New York, New York 10007
Att:

From: Benjamin M. Sallemi
Sr. Project Manager
Date: February 5, 2002
Re: IAQ Various Data
Job No: 15.71108.0017
Copy: File

We are sending you
X Attached ___ Under separate cover via _____ the following items:
___ Change order ___ Plans ___ Samples ___ Shop drawings ___ Specifications
___ Copy of letter ___ Prints X Other As noted

Copies	Date	Job No.	Description
1 Set			IAQ Data dated 1/25/02.

These are transmitted as checked below:
___ Approved as submitted ___ For bids use ___ Return ___ corrected prints
___ Approved as noted X For your use ___ Resubmit ___ copies for approval
X As requested ___ Return for corrections ___ Submit ___ copies for distribution
___ For review and comment ___ Other _____

Remarks: If you have questions or comments, please contact me at (212) 353-8280, ext. 295
If you like, let's try to schedule a telephone call to discuss interpretations.

Signed: Benjamin M. Sallemi

If enclosed are not as noted, kindly notify ATC at once (212) 353-8280.

NYC 9/11 Public Portal Document

ATC ASSOCIATES INC.
ENVIRONMENTAL, GEOTECHNICAL AND MATERIAL PROFESSIONALS
104 East 25th Street • Tenth Floor
New York, NY 10010-2917
Phone (212) 353-8280 • FAX (212) 979-8447

LETTER OF TRANSMITTAL

To: Mr. Michael Hurle
Moody's – Owners Representative.
99 Church Street
New York, New York 10007
Att:

From: Benjamin M. Sallemi
Sr. Project Manager
Date: February 5, 2002
Re: IAQ Various Data
Job No: 15.71108.0017
Copy: File

We are sending you
___ Change order ___ Copy of letter
X Attached ___ Plans ___ Prints
___ Under separate cover via _____ the following items:
___ Samples ___ Shop drawings ___ Specifications
X Other As noted

Copies	Date	Job No.	Description
1 Set			99 Church St. – IAQ Data dated 1/25/02.

These are transmitted as checked below:
___ Approved as submitted
___ Approved as noted
X As requested
___ For review and comment
___ For bids use
X For your use
___ Return for corrections
___ Other
___ Return
___ Resubmit
___ Submit
___ corrected prints
___ copies for approval
___ copies for distribution

Remarks: If you have questions or comments, please contact me at (212) 353-8280, ext. 295
If you like, let's try to schedule a telephone call to discuss interpretations.

Signed: Benjamin M. Sallemi

If enclosed are not as noted, kindly notify ATC at once (212) 353-8280.

ATC ASSOCIATES, INC.
INDOOR AIR QUALITY FIELD REPORT

TIME _____

LOCATION 99 Church **DATE** 1/25/02 **PROJECT NO.** _____

Location	Occup.	Temperature (°F)	Relative Humidity (%)	Carbon Dioxide (ppm)	Carbon Monoxide (ppm)	Respirable Particulates(ug/m³)	TVOCs (ppm)
1st floor							
Cooperate Information Center		68.2	33.2	652	0	27	0.0
Hallway by Elvator		71.1	29.5	565	0	28	0.0
Main Lobby Front desk		71.0	27.6	578	0	24	0.0
Visita Reseption		71.2	24.1	592	0	8	0.0
NW office area		73.8	21.6	531	0	8	0.0
NW Meganee 2nd floor		74.8	22.8	725	0	25	0.0
Hallway West		72.6	21.8	595	0	19	0.0
SW office area		75.1	19.3	622	0	14	0.0
SW Meganee 2nd floor		75.9	19.0	535	0	13	0.0
Guideline levels ASHRAE/AIHA		**68 -75°F/winter 73 -79°F/summer**	**30-60%**	**Outdoor level + 700 ppm**	**9 ppm**	**50 ug/m³ annual 150 ug/m³ 24hour**	**1 ppm**

Comments: _____

The assessed location(s) ( ) Does ( ) Does not meet established indoor air quality guidelines.

Signature: _____ **Date:** 1/25/02

NYC 9/11 Public Portal Document

NYC-WTC_000124599

ATC ASSOCIATES, INC.
INDOOR AIR QUALITY FIELD REPORT

TIME _____

LOCATION 99 Church. DATE _____ PROJECT NO. _____

Location	Occup.	Temperature (°F)	Relative Humidity (%)	Carbon Dioxide (ppm)	Carbon Monoxide (ppm)	Respirable Particulates(ug/m³)	TVOCs (ppm)
SE office area		75.6	20.6	699	0	14	0.0
(B1)							
public finance info. center		75.4	18.9	566	0	14	0.0
Hallway by Elvator.		75.8	19.1	520	0	13	0.0
Cafeteria		75.9	18.6	543	0	12	0.0
(B2) Duplicating Dep		76.3	19.7	538	0	13	0.0
Mail Room		75.4	19.8	526	0	11	0.0
Moody fitnes		74.7	19.9	580	0	14	0.0
Outdoors		50.9	23.6	470	0	60	0.0
Guideline levels ASHRAE/AIHA		**68 -75°F/winter 73 -79°F/summer**	**30-60%**	**Outdoor level + 700 ppm**	**9 ppm**	**50 ug/m³ annual 150 ug/m³ 24hour**	**1 ppm**

Comments: _____

The assessed location(s) ( ) Does ( ) Does not meet established indoor air quality guidelines.

Signature: _____ **Date:** 11/25/02

NYC 9/11 Public Portal Document

NYC-WTC_000124600

NYC 9/11 Public Portal Document

ATC ASSOCIATES INC.
ENVIRONMENTAL, GEOTECHNICAL AND MATERIAL PROFESSIONALS
104 East 25th Street • Tenth Floor
New York, NY 10010-2917
Phone (212) 353-8280 • FAX (212) 979-8447

LETTER OF TRANSMITTAL

To: Mr. Walter Symanski
Cushman & Wakefield
99 Church Street
New York, New York 10007
Att:

From: Benjamin M. Sallemi
Sr. Project Manager
Date: February 11, 2002
Re: IAQ Various Data
Job No: 15.71108.0017
Copy: File

We are sending you
___ Change order
___ Copy of letter
X Attached
___ Plans
___ Prints
___ Under separate cover via _____ the following items:
___ Samples ___ Shop drawings ___ Specifications
X Other As noted

Copies	Date	Job No.	Description
1 Set			IAQ Data dated 2/1/02.
1 Set			IAQ Data dated 2/8/02.

These are transmitted as checked below:
___ Approved as submitted
___ Approved as noted
X As requested
___ For review and comment
___ For bids use
X For your use
___ Return for corrections
___ Other
___ Return
___ Resubmit
___ Submit
___ corrected prints
___ copies for approval
___ copies for distribution

Remarks: If you have questions or comments, please contact me at (212) 353-8280, ext. 295
If you like, let's try to schedule a telephone call to discuss interpretations.

Signed: Benjamin M. Sallemi

If enclosed are not as noted, kindly notify ATC at once (212) 353-8280.

NYC 9/11 Public Portal Document

ATC ASSOCIATES INC.
ENVIRONMENTAL, GEOTECHNICAL AND MATERIAL PROFESSIONALS
104 East 25th Street • Tenth Floor
New York, NY 10010-2917
Phone (212) 353-8280 • FAX (212) 979-8447

LETTER OF TRANSMITTAL

To: Mr. Michael Hurle
Moody's – Owners Representative.
99 Church Street
New York, New York 10007
Att:

From: Benjamin M. Sallemi
Sr. Project Manager
Date: February 11, 2002
Re: IAQ Various Data
Job No: 15.71108.0017
Copy: File

We are sending you
___ Change order
___ Copy of letter
X Attached
___ Plans
___ Prints
___ Under separate cover via _____ the following items:
___ Samples ___ Shop drawings ___ Specifications
X Other As noted

Copies	Date	Job No.	Description
1 Set			99 Church St. – IAQ Data dated 2/1/02.
1 Set			99 Church St. – IAQ Data dated 2/8/02.

These are transmitted as checked below:
___ Approved as submitted
___ Approved as noted
X As requested
___ For review and comment
___ For bids use
X For your use
___ Return for corrections
___ Other
___ Return
___ Resubmit
___ Submit
___ corrected prints
___ copies for approval
___ copies for distribution

Remarks: If you have questions or comments, please contact me at (212) 353-8280, ext. 295
If you like, let's try to schedule a telephone call to discuss interpretations.

Signed: Benjamin M. Sallemi

If enclosed are not as noted, kindly notify ATC at once (212) 353-8280.

TIME _____

ATC ASSOCIATES, INC.
INDOOR AIR QUALITY FIELD REPORT

LOCATION 99 Church St. DATE 2/8/02 PROJECT NO. _____

Location	Occupa	Temperature (°F)	Relative Humidity (%)	Carbon Dioxide (ppm)	Carbon Monoxide (ppm)	Respirable Particulates(ug/m³)	TVOCs (ppm)
Outdoors		53.2	27.3	386	1	95	0.0
Main lobby		70.8	25.4	509	1	38	0.0
Visitor reception		76.4	21.1	579	1	24	0.0
NW - 1st fl.		76.4	20.2	527	1	17	0.0
NW - M-1		75.5	19.6	529	1	41	0.0
Hallway by church exit		71.6	19.3	500	1	61	0.0
SW - 1st fl.		73.7	18.7	521	1	73	0.0
SW - M-1		74.2	18.6	511	1	55	0.0
Hallway by South exit		73.4	19.1	524	1	75	0.0
SE - work area		73.9	21.2	513	1	21	0.0
Guideline levels ASHRAE/AIHA		68 -75°F/winter 73 -79°F/summer	30-60%	Outdoor level + 700 ppm	9 ppm	50 ug/m³ annual 150 ug/m³ 24hour	1 ppm

Comments: _____

The assessed location(s) ( ) Does ( ) Does not meet established indoor air quality guidelines.

Signature: _____ Date: 2/8/02

NYC 9/11 Public Portal Document

NYC-WTC_000124603

TIME _____

ATC ASSOCIATES, INC.
INDOOR AIR QUALITY FIELD REPORT

LOCATION 99 Church street DATE 2/8/02 PROJECT NO. _____

Location	Occup.	Temperature (°F)	Relative Humidity (%)	Carbon Dioxide (ppm)	Carbon Monoxide (ppm)	Respirable Particulates(ug/m^3)	TVOCs (ppm)
B-1							
Elevator lobby		74.1	20.4	515	1	58	0.0
Public finance info. center		74.6	20.0	506	1	46	0.0
Cafeteria		75.1	20.1	500	1	19	0.0
B-2							
Duplicating dept.		75.6	20.7	511	1	47	0.0
Mail room		74.9	21.3	489	1	22	0.0
Moody's Gym		75.5	20.5	570	1	25	0.0
Elevator lobby		76.0	20.2	515	1	8	0.0
Guideline levels ASHRAE/AIHA		68 -75°F/winter 73 -79°F/summer	30-60%	Outdoor level + 700 ppm	9 ppm	50 ug/m^3 annual 150 ug/m^3 24hour	1 ppm

Comments: _____

The assessed location(s) ( ) Does ( ) Does not meet established indoor air quality guidelines.

Signature: _____ Date: 2/11/02

NYC 9/11 Public Portal Document

NYC-WTC_000124604

TIME _____

ATC ASSOCIATES, INC.
INDOOR AIR QUALITY FIELD REPORT

LOCATION 99 Church DATE 2/01/02 PROJECT NO. _____

Location	Occup.	Temperature (°F)	Relative Humidity (%)	Carbon Dioxide (ppm)	Carbon Monoxide (ppm)	Respirable Particulates(ug/m³)	TVOCs (ppm)
Outdoors	—	54.4	61.6	452	4	130	0.0
1st floor							
Main Lobby Center	—	69.5	68.1	647	3	75	0.0
Hallway by Elevator	—	70.4	48.7	595	3	72	0.0
Visitor Reception	→	72.7	45.5	679	3	29	0.0
N. West offices		74.7	40.0	652	2	19	0.0
N west Mezzanine		75.9	36.4	616	2	65	0.0
West Hallway		75.9	35.3	629	3	57	0.0
South west office area		74.4	35.2	547	3	54	0.0
South west Mezzanine		74.4	34.6	585	3	52	0.0
Guideline levels ASHRAE/AIHA		68 -75°F/winter 73 -79°F/summer	30-60%	Outdoor level + 700 ppm	9 ppm	50 ug/m³ annual 150 ug/m³ 24hour	1 ppm

Comments: _____

The assessed location(s) ( ) Does ( ) Does not meet established indoor air quality guidelines.

Signature: _____ Date: 2/01/02

NYC 9/11 Public Portal Document

NYC-WTC_000124605

TIME _____

ATC ASSOCIATES, INC.
INDOOR AIR QUALITY FIELD REPORT

LOCATION 99 Church DATE 2/01/02 PROJECT NO. _____

Location	Occupn	Temperature (°F)	Relative Humidity (%)	Carbon Dioxide (ppm)	Carbon Monoxide (ppm)	Respirable Particulates(ug/m³)	TVOCs (ppm)
South E. office area		75.3	36.9	848	4	39	0 0
B1							
public Finance Information Center		75.0	34.7	570	4	35	0.0
Elvator Lobby		75.1	34.7	629	4	33	0.0
Cafeteria		75.3	34.2	520	4	23	0.0
B2							
duplicating Department		75.3	33.5	554	4	34	0.6
MAILROOM		75.0	33.8	546	4	25	0.0
Moody's Fitness Center		75.7	34.9	547	4	15	0.0
Outdoors		55.3	65.2	446	5	82	0.0
Guideline levels ASHRAE/AIHA		68 -75°F/winter 73 -79°F/summer	30-60%	Outdoor level + 700 ppm	9 ppm	50 ug/m³ annual 150 ug/m³ 24hour	1 ppm

Comments: _____

The assessed location(s) ( ) Does ( ) Does not meet established indoor air quality guidelines.

Signature: _____ Date: 2/01/02

NYC 9/11 Public Portal Document

NYC-WTC_000124606

NYC 9/11 Public Portal Document

ATC ASSOCIATES INC.
ENVIRONMENTAL, GEOTECHNICAL AND MATERIAL PROFESSIONALS
104 East 25th Street • Tenth Floor
New York, NY 10010-2917
Phone (212) 353-8280 • FAX (212) 979-8447

LETTER OF TRANSMITTAL

To: Mr. Walter Symanski
Cushman & Wakefield
99 Church Street
New York, New York 10007
Att:

From: Benjamin M. Sallemi
Sr. Project Manager
Date: February 26, 2002
Re: IAQ Various Data
Job No: 15.71108.0017
Copy: File

We are sending you X Attached ___ Under separate cover via _____ the following items:
___ Change order ___ Plans ___ Samples ___ Shop drawings ___ Specifications
___ Copy of letter ___ Prints X Other As noted

Copies	Date	Job No.	Description
1 Set			IAQ Data dated 2/15/02.
1 Set			IAQ Data dated 2/22/02.

These are transmitted as checked below:
___ Approved as submitted ___ For bids use ___ Return ___ corrected prints
___ Approved as noted X For your use ___ Resubmit ___ copies for approval
X As requested ___ Return for corrections ___ Submit ___ copies for distribution
___ For review and comment ___ Other

Remarks: If you have questions or comments, please contact me at (212) 353-8280, ext. 295
If you like, let's try to schedule a telephone call to discuss interpretations.

Signed: Benjamin M. Sallemi

If enclosed are not as noted, kindly notify ATC at once (212) 353-8280.

NYC 9/11 Public Portal Document

ATC ASSOCIATES INC.
ENVIRONMENTAL, GEOTECHNICAL AND MATERIAL PROFESSIONALS
104 East 25th Street • Tenth Floor
New York, NY 10010-2917
Phone (212) 353-8280 • FAX (212) 979-8447

LETTER OF TRANSMITTAL

To: Mr. Walter Symanski

Cushman & Wakefield
99 Church Street
New York, New York 10007

Att:

From: Benjamin M. Sallemi
Sr. Project Manager

Date: February 26, 2002
Re: IAQ Various Data
Job No: 15.71108.0017
Copy: File

We are sending you
X Attached ___ Under separate cover via _____ the following items:
___ Change order ___ Plans ___ Samples ___ Shop drawings ___ Specifications
___ Copy of letter ___ Prints X Other As noted

Copies	Date	Job No.	Description
1 Set			IAQ Data dated 2/15/02.
1 Set			IAQ Data dated 2/22/02.

These are transmitted as checked below:
___ Approved as submitted ___ For bids use ___ Return ___ corrected prints
___ Approved as noted X For your use ___ Resubmit ___ copies for approval
X As requested ___ Return for corrections ___ Submit ___ copies for distribution
___ For review and comment ___ Other _____

Remarks: If you have questions or comments, please contact me at (212) 353-8280, ext. 295
If you like, let's try to schedule a telephone call to discuss interpretations.

Signed: Benjamin M. Sallemi

If enclosed are not as noted, kindly notify ATC at once (212) 353-8280.

TIME _____

ATC ASSOCIATES, INC.
INDOOR AIR QUALITY FIELD REPORT

LOCATION 99 Church DATE 2/15/09 PROJECT NO. _____

Location	Occup.	Temperature (°F)	Relative Humidity (%)	Carbon Dioxide (ppm)	Carbon Monoxide (ppm)	Respirable Particulates (ug/m³)	TVOCs (ppm)
Outdoors		53.3	31.6	450	0	226	0.0
Main lobby		66.8	28.4	498	0	160	0.0
Visitor Reception		70.7	26.9	513	0	30	0.0
1st fl. NW		72.9	24.7	500	0	19	0.0
1st fl. -NW-M,		73.9	23.1	532	0	18	0.0
Hallway west ext		68.9	27.2	497	0	86	0.0
1st fl. SW-		72.7	21.0	496	0	16	0.0
1st fl. SW-M-1		74.2	20.8	501	0	18	0.0
1st fl. SE		73.5	23.2	525	0	30	0.0
Guideline levels ASHRAE/AIHA		**68 -75°F/winter 73 -79°F/summer**	**30-60%**	**Outdoor level + 700 ppm**	**9 ppm**	**50 ug/m³ annual 150 ug/m³ 24hour**	**1 ppm**

Comments: Contractors installing turnstyle in area main lobby area

The assessed location(s) ( ) Does ( ) Does not meet established indoor air quality guidelines.

Signature: _____ Date: 2/15/09

NYC 9/11 Public Portal Document

NYC-WTC_000124609

ATC ASSOCIATES, INC.
INDOOR AIR QUALITY FIELD REPORT

TIME _____

LOCATION 99 church DATE 2/15/02 PROJECT NO. _____

Location	Occup	Temperature (°F)	Relative Humidity (%)	Carbon Dioxide (ppm)	Carbon Monoxide (ppm)	Respirable Particulates(ug/m³)	TVOCs (ppm)	
B-1								
Public finance Enfp. center		73.6	21.7	491	0	100	0.0	Dow op
Elevator lobby		74.5	21.8	495	0	59	0.0	
Cafeteria		74.9	21.4	497	0	26	0.0	
B-2								
Mail Room		74.0	21.2	479	0	85	0.0	
Dupliating Dept.		73.8	21.0	478	0	24	0.0	
Moody's gym		74.4	21.2	513	0	4	0.0	
Elevator lobby		75.0	21.0	470	0	20	0.0	
Guideline levels ASHRAE/AIHA		**68 -75°F/winter 73 -79°F/summer**	**30-60%**	**Outdoor level + 700 ppm**	**9 ppm**	**50 ug/m³ annual 150 ug/m³ 24hour**	**1 ppm**	

Comments: _____

The assessed location(s) ( ) Does ( ) Does not meet established indoor air quality guidelines.

Signature: _____ Date: 2/15/02

NYC 9/11 Public Portal Document

NYC-WTC_000124610

TIME _____

ATC ASSOCIATES, INC.
INDOOR AIR QUALITY FIELD REPORT

LOCATION 99 Church DATE 2/22/02 PROJECT NO. _____

Location	Occup.	Temperature (°F)	Relative Humidity (%)	Carbon Dioxide (ppm)	Carbon Monoxide (ppm)	Respirable Particulates(ug/m^3)	TVOCs (ppm)
Outdoors		62.2	12.9	430	0	56	0.0
Main Lobby Center		68.5	25.8	601	0	37	0.0
Hallway by Elvator		69.2	23.9	616	0	43	0.0
Information Center		72.5	24.1	611	0	11	0.0
NW Office area		72.6	19.6	692	0	13	0.0
NW Mezenie		72.0	19.0	611	0	18	0.0
West Hallway		71.8	18.1	560	0	11	0.0
South West office area		71.0	17.1	592	0	18	0.0
South West Mezenie		71.2	16.3	586	0	20	0.0
South Hallway		71.7	16.1	530	0	17	0.0
Guideline levels ASHRAE/AIHA		68 -75°F/winter 73 -79°F/summer	30-60%	Outdoor level + 700 ppm	9 ppm	50 ug/m^3 annual 150 ug/m^3 24hour	1 ppm

Comments: _____

The assessed location(s) ( ) Does ( ) Does not meet established indoor air quality guidelines.

Signature: _____ Date: 2/22/02

NYC 9/11 Public Portal Document

NYC-WTC_000124611

TIME _____

ATC ASSOCIATES, INC.
INDOOR AIR QUALITY FIELD REPORT

LOCATION 99 Church DATE 2/22/02 PROJECT NO. _____

Location	Occup.	Temperature (°F)	Relative Humidity (%)	Carbon Dioxide (ppm)	Carbon Monoxide (ppm)	Respirable Particulates(ug/m^3)	TVOCs (ppm)
South EAST office area		72.6	16.9	527	0	24	0.0
B1							
Public finance		72.9	17.8	634	0	23	0.0
Elvate Lobby		73.9	17.3	629	0	20	0.0
Cafeteria		74.0	16.7	552	0	45	0.6
B2							
Duplicate Room		74.2	18.1	540	0	36	0.0
Moody's fitnes		74.5	17.5	666	0	43	0.0
Mail Room		74.8	17.4	516	0	39	0.0
Hallway by Duplicate Room		74.2	17.2	551	0	45	0.0
Guideline levels ASHRAE/AIHA		68 -75°F/winter 73 -79°F/summer	30-60%	Outdoor level + 700 ppm	9 ppm	50 ug/m^3 annual 150 ug/m^3 24hour	1 ppm

Comments: _____

The assessed location(s) ( ) Does ( ) Does not meet established indoor air quality guidelines.

Signature: _____ Date: 2/22/02

NYC 9/11 Public Portal Document

NYC-WTC_0001246 12