NYC 9/11 Public Portal Document

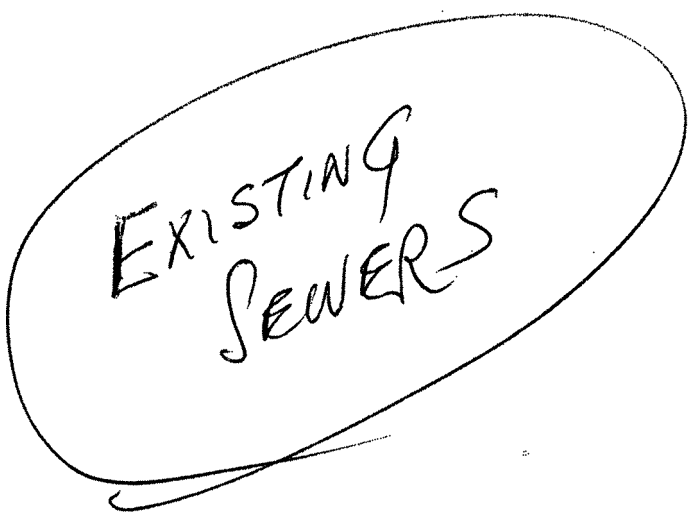

NYC-WTC_000165488

MANHATTAN SEWERS SHEET B14
(SEE MANHATTAN SEWERS SHEET 3 of 8 & NORTH RIVER I/I SHEET 6 for INVERTS)
SEE NORTH RIVER INTERCEPTOR DRAWINGS, SHEET-16 for CURRENT ARRANGEMENT AT W 46 ST (DB 6'-6 x 8'-6 was partially abandoned) & 3'x5 Sewer Replaced by 4'-0 x 2'-4" Sewer)
SEE NORTH RIVER INTERCEPTOR DRAWINGS, SHEETS 61-63 for REGULATOR 36 @ W 46 ST PIER 86

NYC 9/11 Public Portal Document
NYC-WTC_000165489

NYC-WTC_000165490

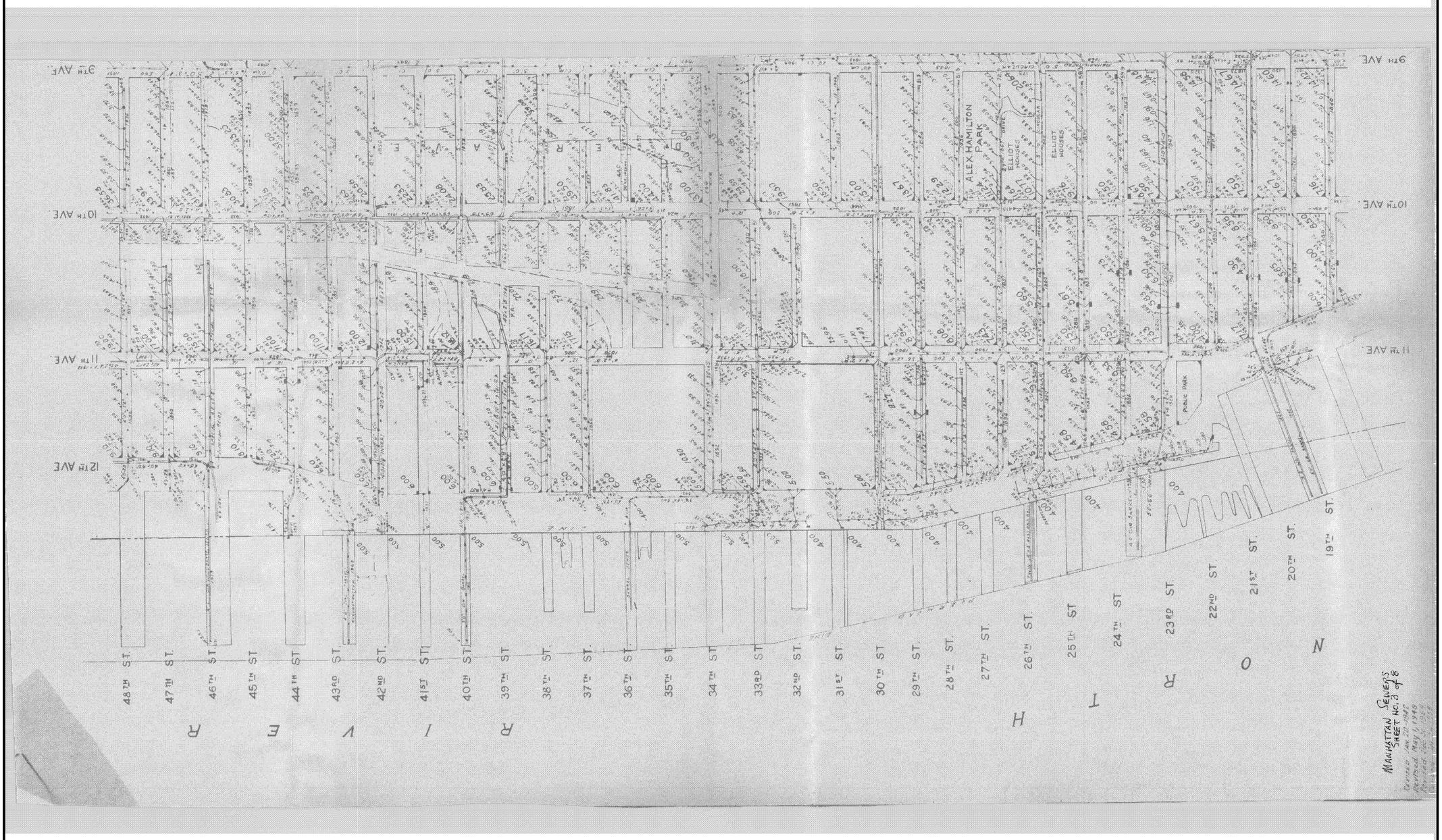

NYC 9/11 Public Portal Document

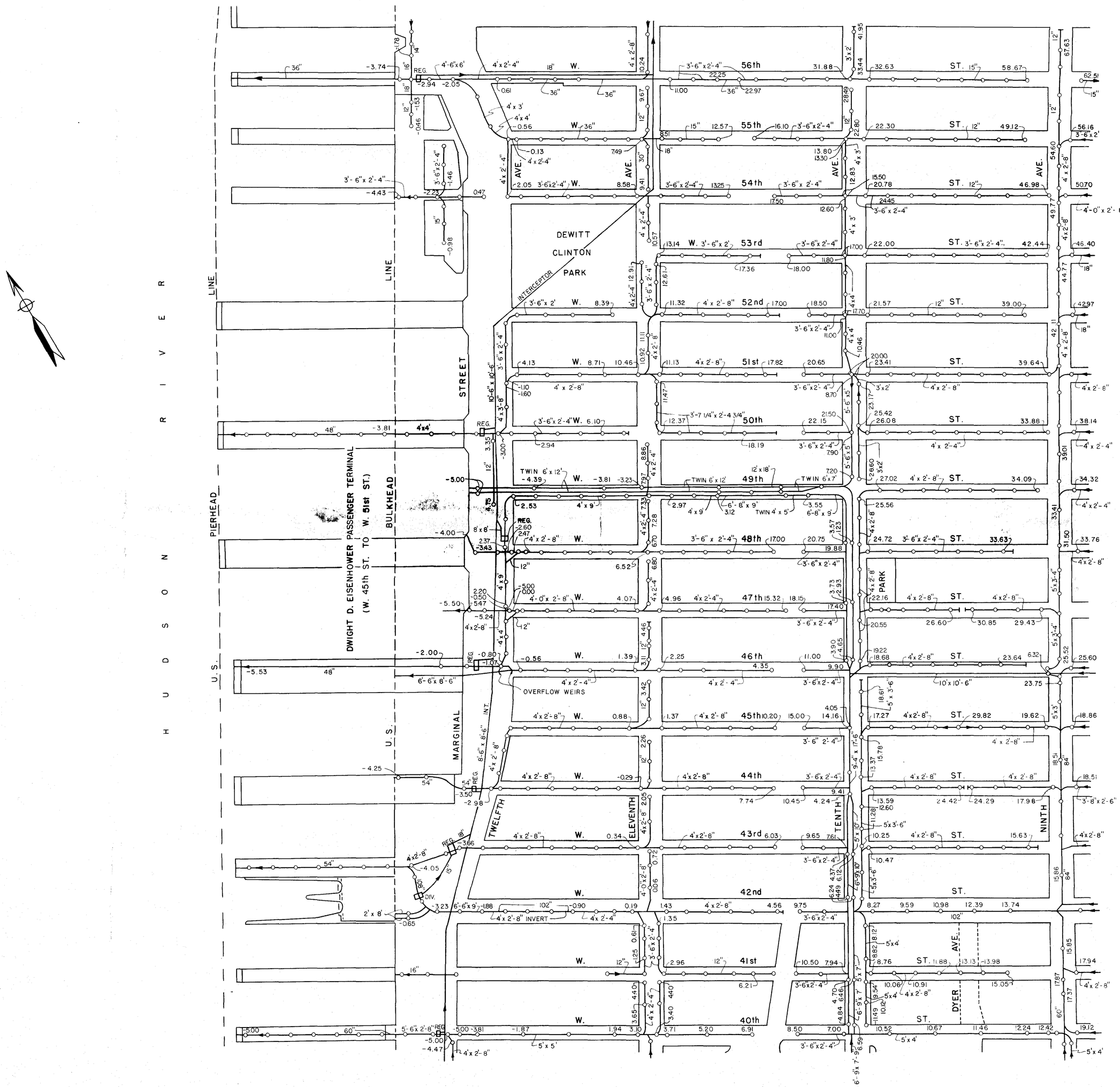



NO.	DATE	DESCRIPTIONS	APPR'D

THE CITY OF NEW YORK
ENVIRONMENTAL PROTECTION ADMINISTRATION
DEPARTMENT OF WATER RESOURCES
BUREAU OF WATER POLLUTION CONTROL

SCALE IN FEET
200 100 0 200 400

NORTH RIVER W.P.C.P.
W.P. 164
BOROUGH OF MANHATTAN

INFILTRATION / INFLOW ANALYSIS
APPENDIX A
EXISTING SEWER SYSTEM

DATE
1-78

SHEET 6
OF 18

30" x 40"

NYC 911 Public Portal Document

NYCAVTC_00016491

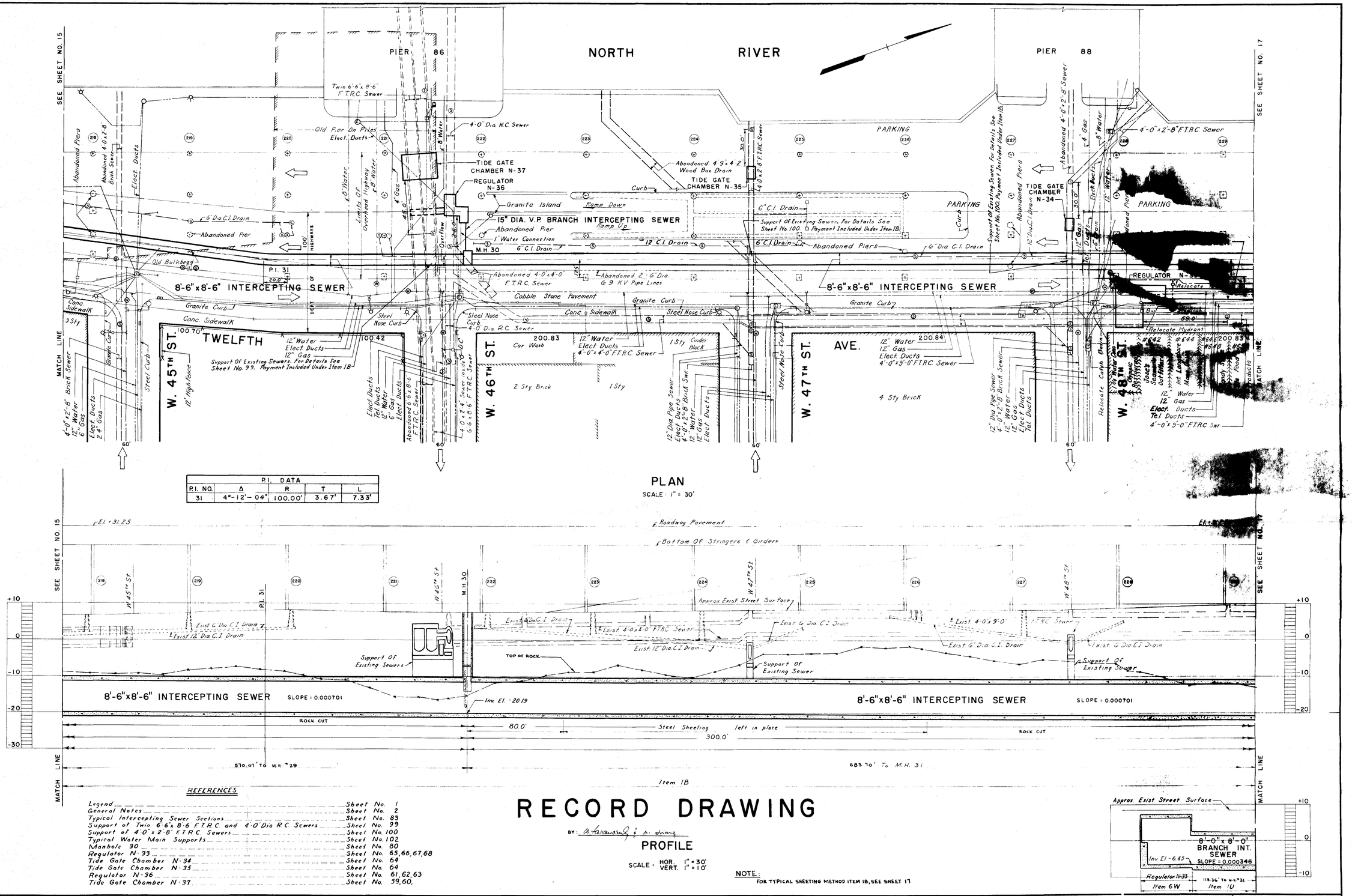

PLAN

SCALE : 1" = 30'

P.I. DATA				
P.I. NO.	Δ	R	T	L
31	4°-12'-04"	100.00'	3.67'	7.33'

REFERENCES

Legend	Sheet No. 1
General Notes	Sheet No. 2
Typical Intercepting Sewer Sections	Sheet No. 83
Support of Twin 6'-6" x 8'-6" F.T.R.C. and 4'-0" Dia. R.C. Sewers	Sheet No. 99
Support of 4'-0" x 2'-8" F.T.R.C. Sewers	Sheet No. 100
Typical Water Main Supports	Sheet No. 102
Manhole 30	Sheet No. 80
Regulator N-33	Sheet No. 65, 66, 67, 68
Tide Gate Chamber N-34	Sheet No. 64
Tide Gate Chamber N-35	Sheet No. 64
Regulator N-36	Sheet No. 61, 62, 63
Tide Gate Chamber N-37	Sheet No. 59, 60,

RECORD DRAWING

BY: Waterbury & Associates

PROFILE

SCALE : HOR. 1" = 30'
VERT. 1" = 10'

NOTE: FOR TYPICAL SHEETING METHOD ITEM 1B, SEE SHEET 17

NO.	DATE	DESCRIPTION	APPR'D.
		REVISIONS	

DR. Innaurato TR. B. Hoover
CK. DES.
Martin J. Gelfman P.E. GROUP LEADER
I. Sidney Ports P.E. SEWER ENGINEER

SCALE AS SHOWN

CONSTRUCTION SUPERVISION
MATHEWS AND CHASE
Jon Cooksey for P.E.
RESIDENT ENGINEER

Herman Sanetti P.E. CHIEF OF SECTION
S. D. Brown P.E. 7-1-68 PROJECT ENGINEER
Frank Santelli P.E. 7-1-68 CHIEF OF BUREAU

CITY OF NEW YORK
BUREAU OF WATER POLLUTION CONTROL
DIVISION OF PLANT DESIGN
P.W. 164 NORTH RIVER WATER POLLUTION CONTROL PROJECT

CONTRACT NO. 1
SOUTH BRANCH INTERCEPTING SEWER - BANK ST. TO W. 50TH ST.
TWELFTH AVE. - W. 45TH ST. TO W. 49TH ST.
PLAN AND PROFILE

DATE
SHEET 16 OF 107

NYC 911 Public Portal Document
NYC-WTC_0001654-2
HOWARD-SUTTON CO., INC., N.Y.C. — IMPERIAL

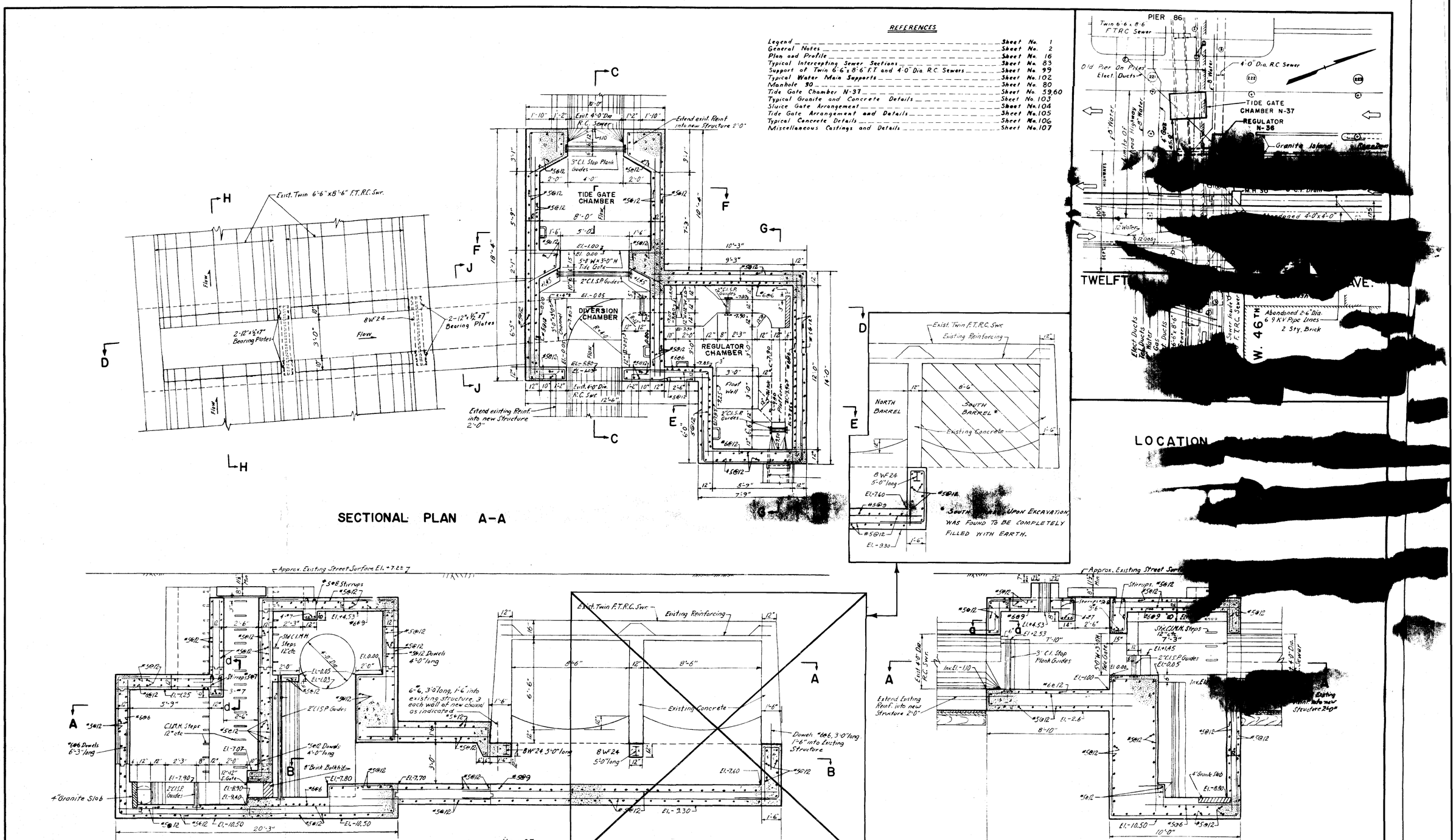

NO.	DATE	DESCRIPTION	APPR'D.
		REVISIONS	

DR. M. GOLTAND TR.
CK. H. Putter DES. M. GOLTAND
Martin J. Gaffney P.E. GROUP LEADER
Herbert J. Putter P.E. SEWER ENGINEER

SCALE 3/8" = 1'-0" AND AS SHOWN

CONSTRUCTION SUPERVISION
MATHEWS AND CHASE
Jim Coddington, P.E. RESIDENT ENGINEER

Herman J. Smith P.E. CHIEF OF SECTION
E. J. Brown P.E. 7/1/68 PROJECT ENGINEER
Frank Santelli P.E. 7-1-68 CHIEF OF DIVISION

CITY OF NEW YORK
BUREAU OF WATER POLLUTION CONTROL
DIVISION OF PLANT DESIGN
P.W. 164 NORTH RIVER WATER POLLUTION CONTROL PROJECT

CONTRACT NO. 1
SOUTH BRANCH INTERCEPTING SEWER-BANK ST. TO W. 50TH ST.
REGULATOR N-36 TWELFTH AVE. AT W. 46TH ST.
PLANS AND SECTIONS

DATE
SHEET 61 OF 107

27" x 40"

NYC 9/11 Public Portal Document
NYC-WTC_000165493

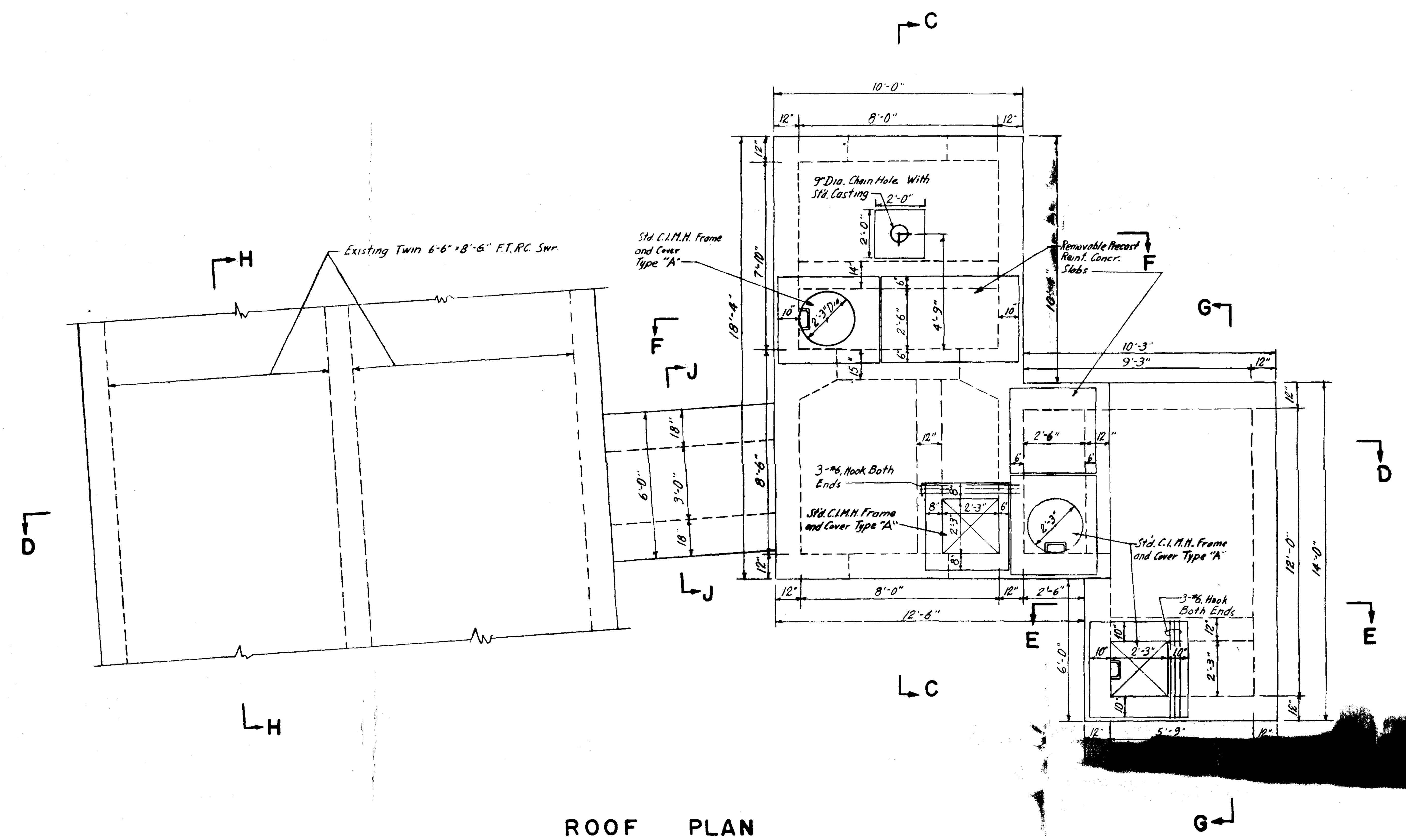

ROOF PLAN

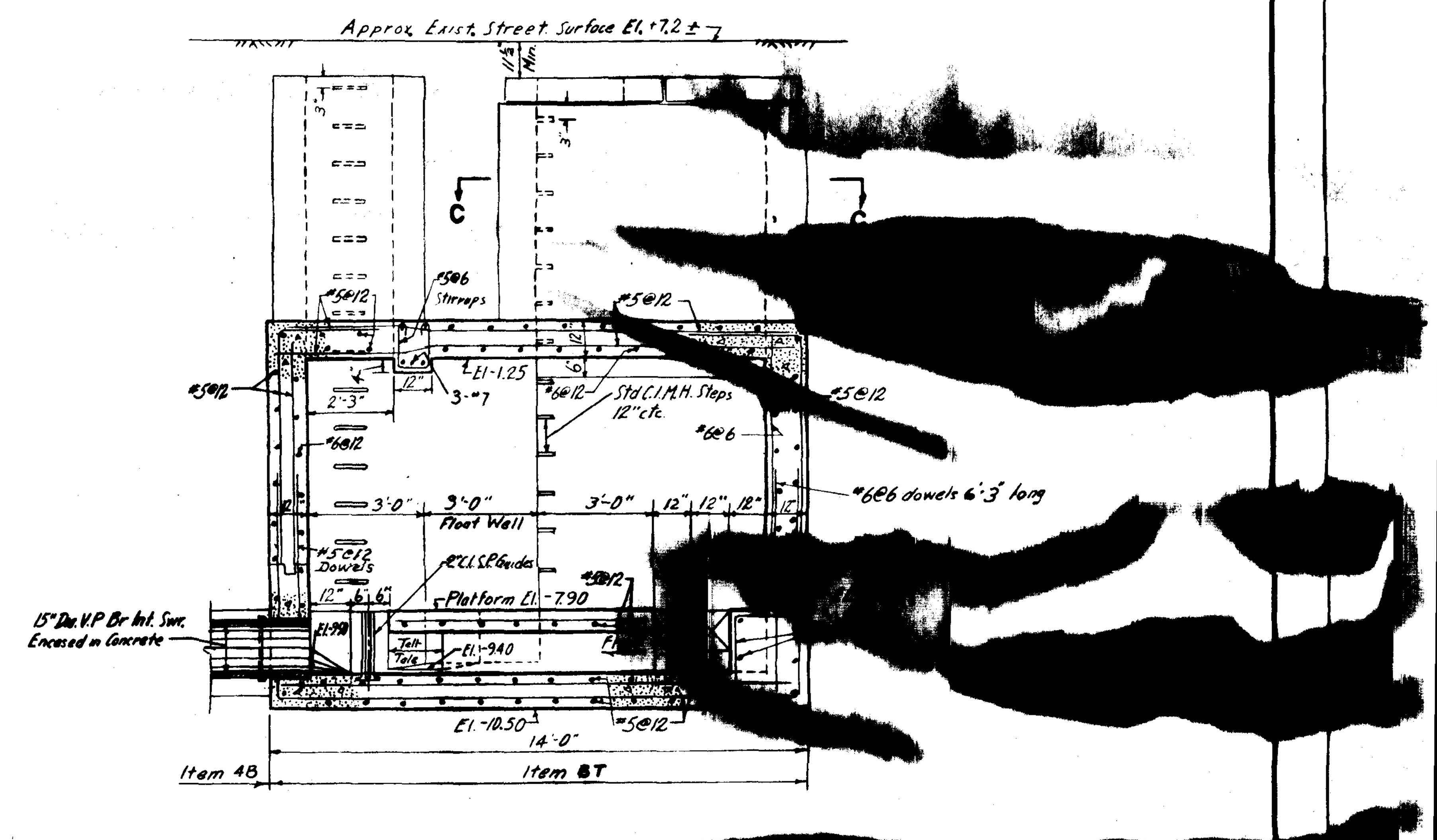

SECTION G-G

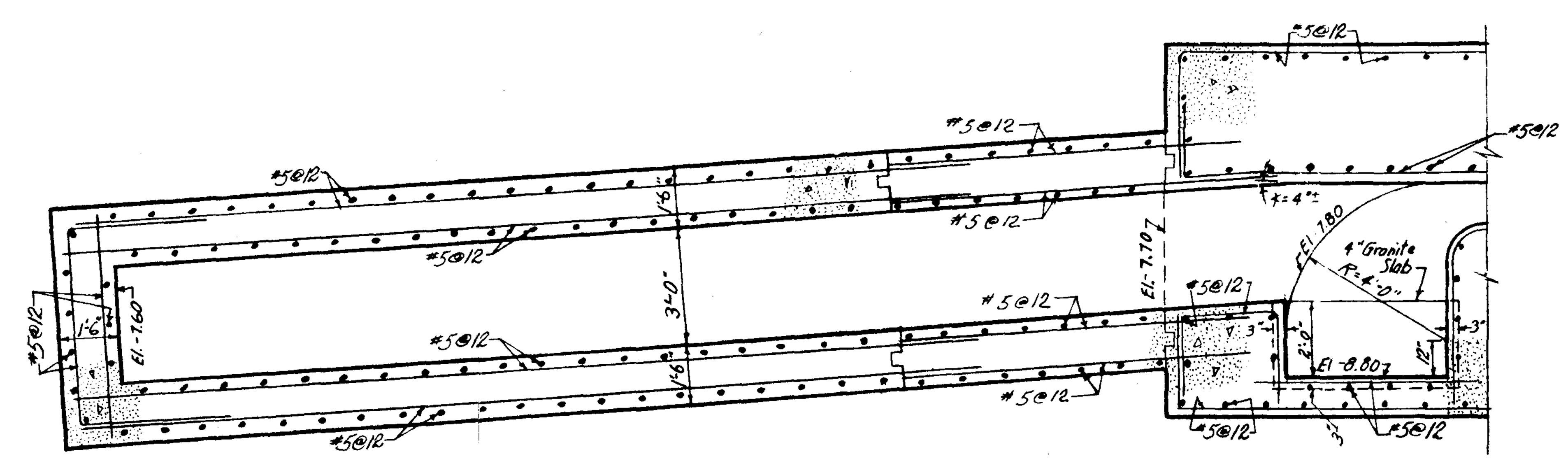

SECTIONAL PLAN B-B

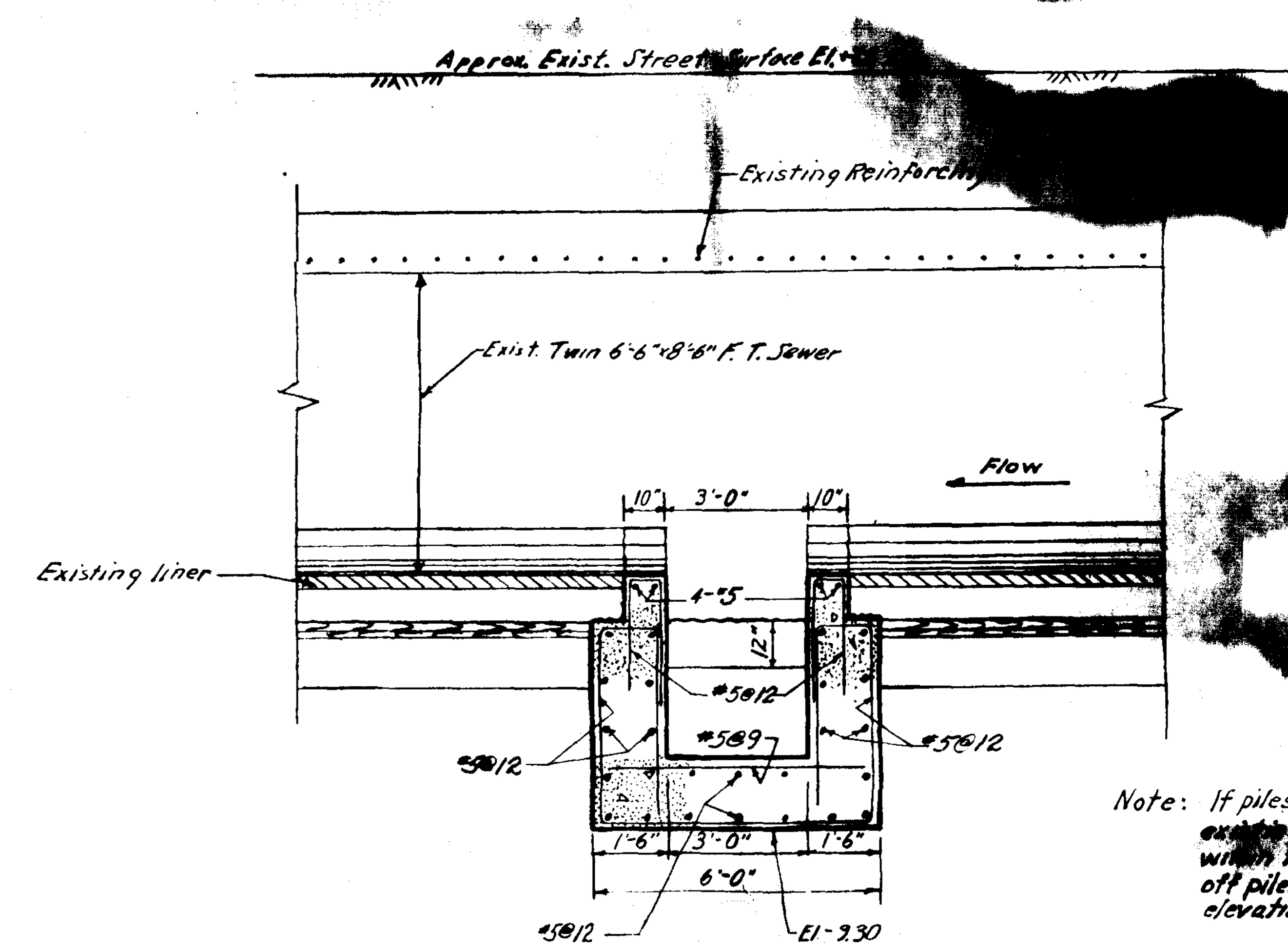

Note: If piles are encountered under existing Twin 6'-6" x 8'-6" F.T. Sewer, within the limits of new work, cut off piles one (1) foot below subgrade elevation of new work.

SECTION H-H

RECORD DRAWING

BY: W. Lorenzetti & A. Giraud

NO.	DATE	DESCRIPTION	APPR'D.
		REVISIONS	

DR. M. GULFARD TR.
CK. H. PUTTER DES. M. GULFARD
GROUP LEADER
SEWER ENGINEER

SCALE 3/8" = 1'-0"

CONSTRUCTION SUPERVISION
MATHEWS AND CHASE
RESIDENT ENGINEER

CHIEF OF SECTION
E. J. Brown P.E. 7/1/68
PROJECT ENGINEER
Frank Santilli P.E. 7-1-68
CHIEF OF DIVISION

CITY OF NEW YORK
BUREAU OF WATER POLLUTION CONTROL
DIVISION OF PLANT DESIGN
P.W. 164 NORTH RIVER WATER POLLUTION CONTROL PROJECT

CONTRACT NO. 1
SOUTH BRANCH INTERCEPTING SEWER-BANK ST. TO W. 50TH ST.
REGULATOR N-36 TWELFTH AVE. AT W. 46TH ST.
PLANS AND SECTIONS

DATE

SHEET 62 OF 107

27" x 40"

NYC 9/11 Public Portal Document
NYC-WTC_00016484

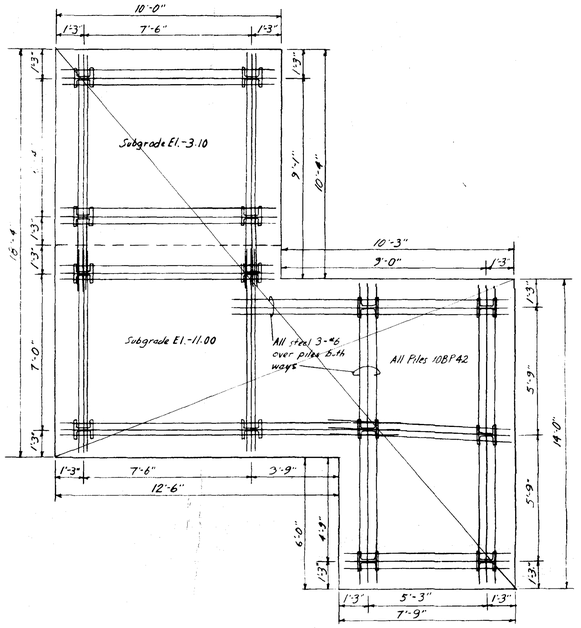

PILE PLAN (IF REQUIRED)

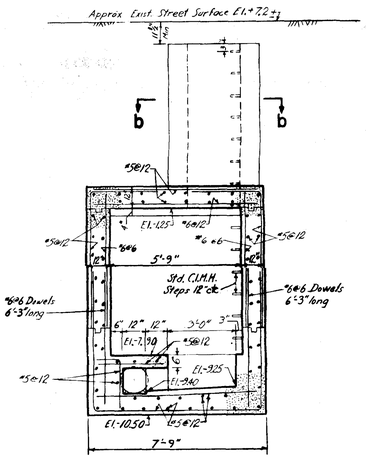

SECTION E-E

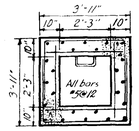

SECTION b-b

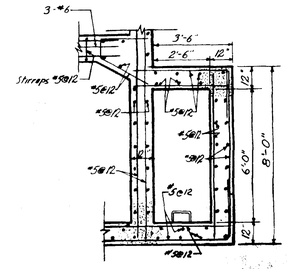

SECTION c-c

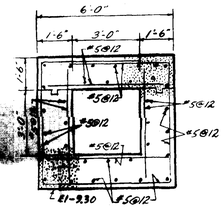

SECTION J-J

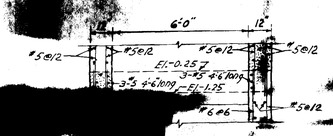

SECTION d-d

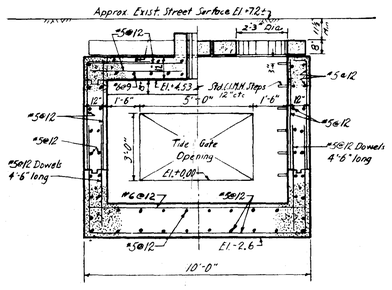

SECTION F-F

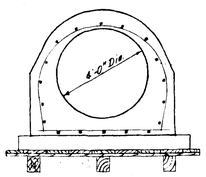

EXISTING 4'-0" DIA. R.C. SEWER

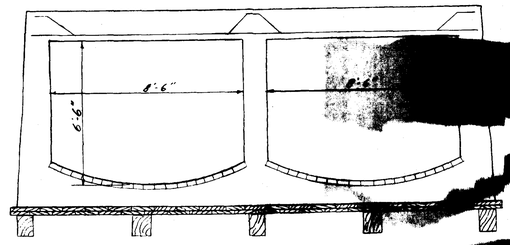

EXISTING TWIN 6'-6" x 8'-6"
F.T.R.C. SEWER

RECORD DRAWING

BY: [illegible]

NO.	DATE	DESCRIPTION	APPR'D.
		REVISIONS	

DR. M. GELFAND TR.
CK. H. Putter DES. M. GELFAND
Martin J. Gelfand P.E. GROUP LEADER
Herbert J. Putter P.E. SEWER ENGINEER

SCALE 3/8" = 1'-0"

CONSTRUCTION SUPERVISION
MATHEWS AND CHASE
Jim Coddington P.E.
RESIDENT ENGINEER

Herman J. Smith P.E. CHIEF OF SECTION
E. J. Brown P.E. 7/1/68 PROJECT ENGINEER
Frank Santilli P.E. 7-1-68 CHIEF OF DIVISION

CITY OF NEW YORK
BUREAU OF WATER POLLUTION CONTROL
DIVISION OF PLANT DESIGN
P.W. 164 NORTH RIVER WATER POLLUTION CONTROL PROJECT

CONTRACT NO. 1
SOUTH BRANCH INTERCEPTING SEWER-BANK ST. TO W. 50TH ST.
REGULATOR N-36 TWELFTH AVE. AT W. 46TH ST.
PLANS AND SECTIONS

DATE
SHEET 63 OF 107

27" x 40"

NYC 9/11 Public Portal Document
NYC-WTC_000165495